



QUANTCYCLES

BONDS

OPPORTUNITIES & EXTREMES

About This Document

- This document contains two cyclical market patterns based on the QuantCycles Cycle Analysis Software
- **Cycle Continuation Opportunity** – These are defined as a deviation of the forecast direction that extend to the upper or lower extremes. There is a high probability that the market will return to the forecast direction within a projected time frame. A Dual Opportunity has a higher probability of returning to the forecast direction than a Single Opportunity.
 - Always look for market commonality. For example, if you're looking at a DOW30 stock to buy, does the index look positive as well?
 - As the market approaches the cycle forecast turning point, the probability of the market following that direction decays. This is indicated by the "Cycle Percent Complete" note at the top of the chart, as well as predicted duration dates
 - At an Opportunity, a strong market may continue to go against the forecast trend, therefore, we recommend waiting for confirmation of the turning point before acting on it.
 - If the Market has not returned to the direction of the cycle by the minimum expected cycle duration date, consider the cycle incorrect.
- **Cycle Extreme** – These are defined as a deviation of the forecast direction, but with a lessor probability of return to the forecast direction. A Dual Extreme is a stronger Support / Resistance than a Single Extreme.
 - The Cycle Continuation Opportunity information above applies here as well, but can be utilized more to take profits than to consider for entry
 - Indicates that a market is at or near a Cycle Support or Resistance.
 - There is a high probability of a market stall.

Analysis Overview

- 1 Dual Extremes
- 3 Single Extremes
- 2 Analysis

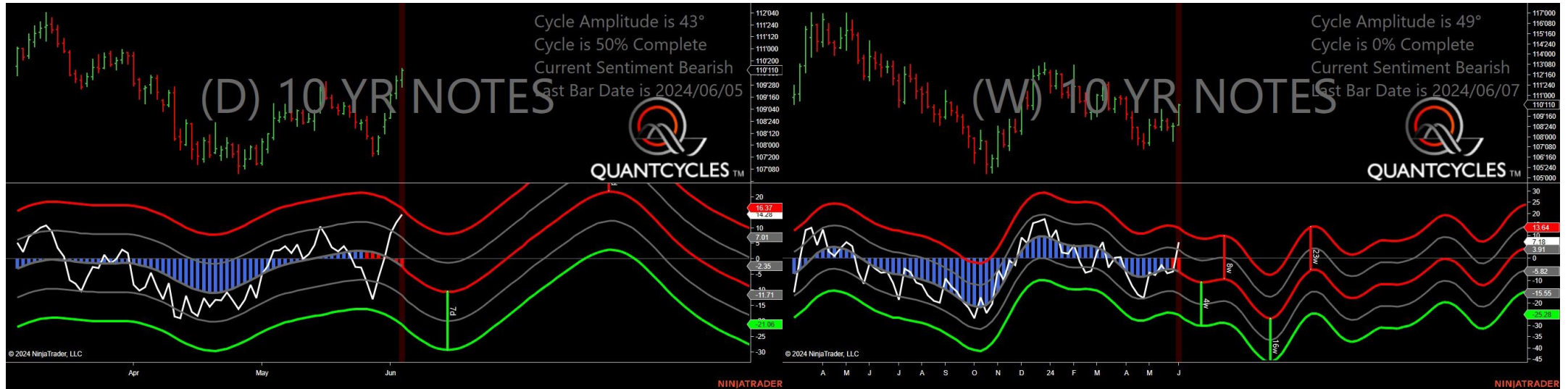
Cycle Extremes

1 Dual Extremes

3 Single Extremes

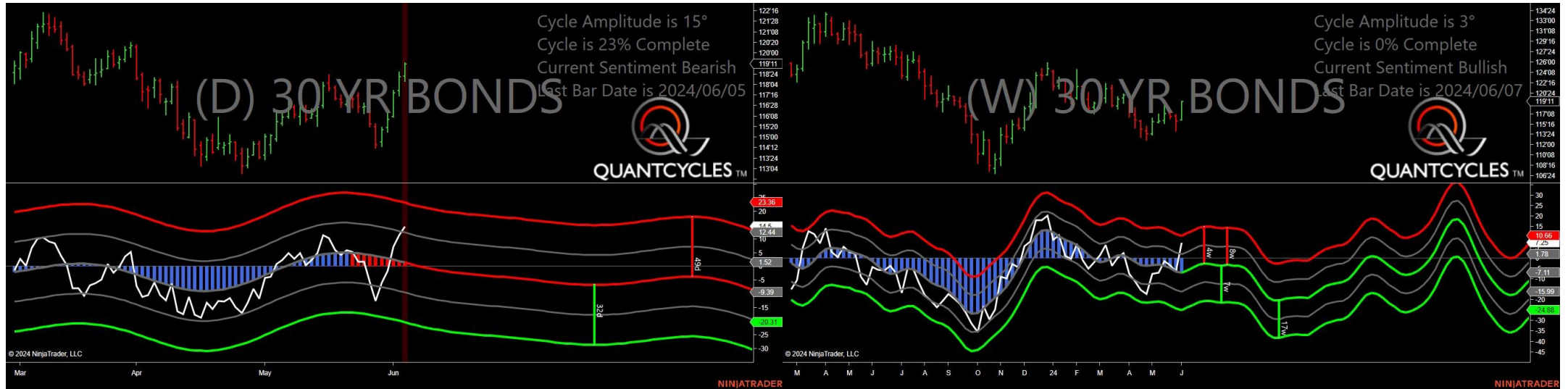
- ZN - 10-Year Yield Index
- ZB - 30-Year Bond Futures
- ^FVX - 5-Year Treasury Note Yield Index
- ^TNX - 10-Yield Year Index

10-Year Yield Index - Dual Extreme



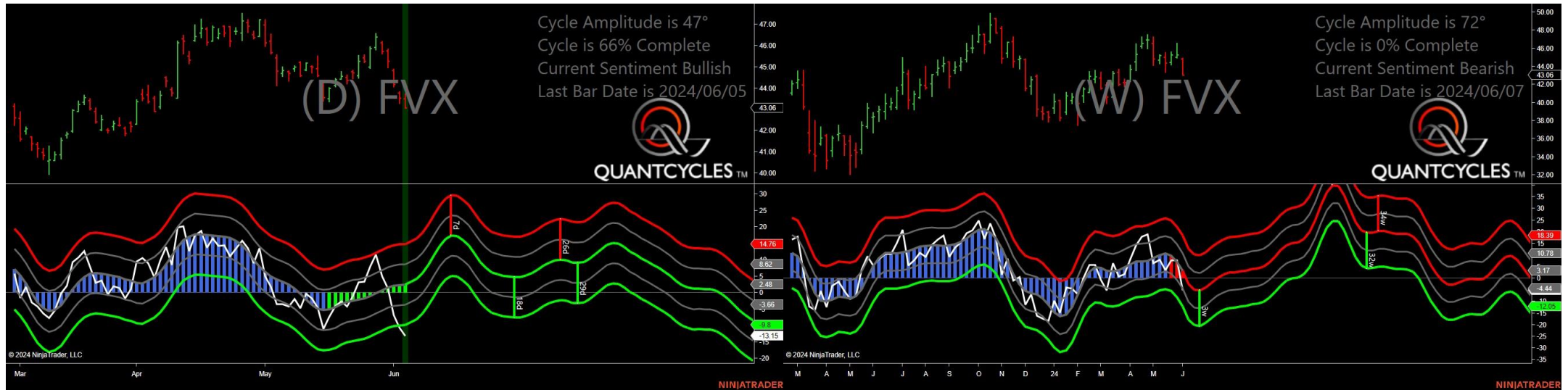
- Amplitude is 43° - Strong
- Direction Accuracy is 0%
- Market is at Resistance Extreme - Expect market consolidation Between \$110.390625 and \$110.34375

30-Year Bond Futures - Single Daily Extreme



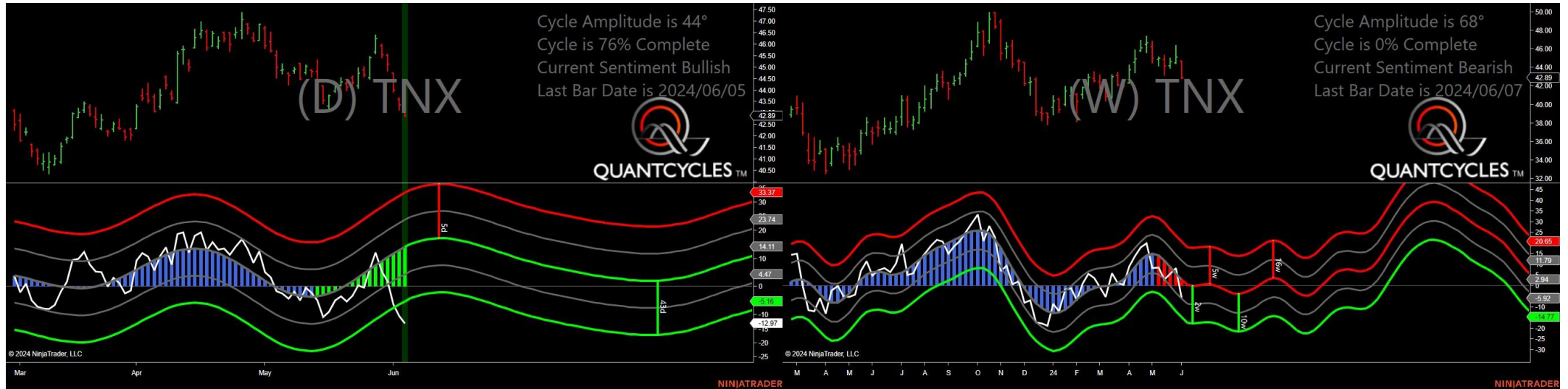
- Amplitude is 15° - Weak
- Direction Accuracy is 0%
- Market is at Resistance Extreme - Expect market consolidation Between \$119.40625 and \$119.34375

5-Year Treasury Note Yield Index - Single Daily Extreme



- Amplitude is 47° - Strong
- Direction Accuracy is 50%
- Market is at Support Extreme - Expect market consolidation Between \$43.06 and \$43.06

10-Yield Year Index - Single Daily Extreme



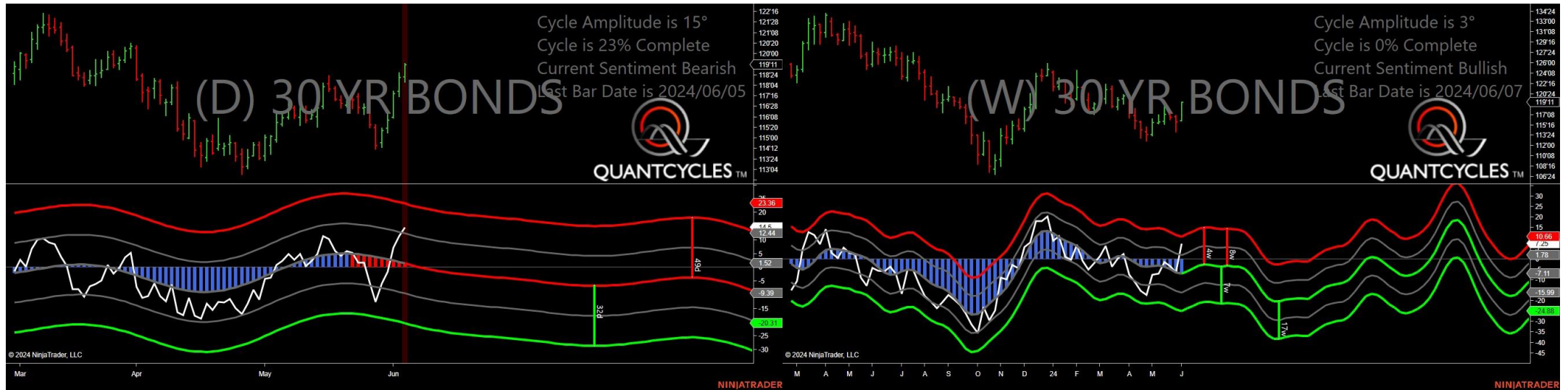
- Amplitude is 44° - Strong
- Direction Accuracy is 50%
- Market is at Support Extreme - Expect market consolidation Between \$42.89 and \$42.87

Analysis Charts

2 Charts

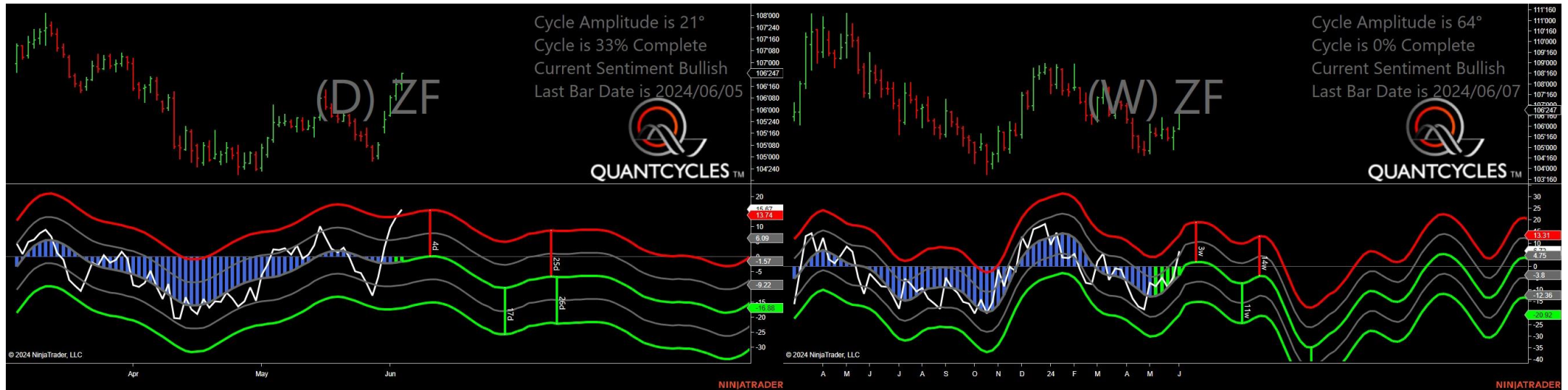
- ZF - 5-Year Treasury Note Futures
- ^TYX - 30-Yield Year Index

30-Year Bond Futures - Analysis Chart



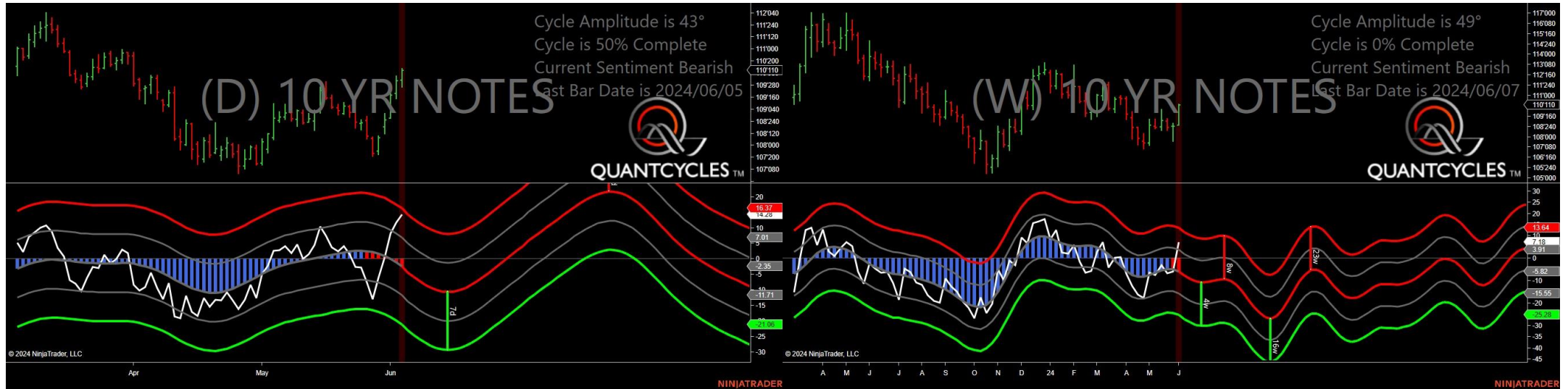
- Amplitude is 15° - Weak
- Direction Accuracy is 0%
- Market is at Resistance Extreme - Expect market consolidation Between \$119.40625 and \$119.34375

5-Year Treasury Note Futures - Analysis Chart



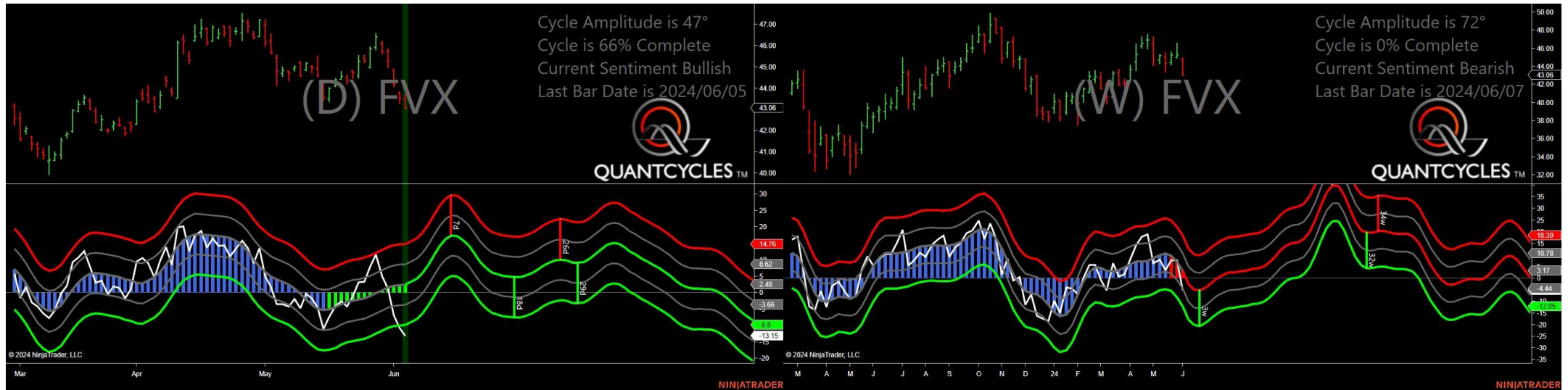
- Amplitude is 21° - Good
- Direction Accuracy is 50%
- Market is at Support Extreme - Expect market consolidation Between \$106.5625 and \$106.421875

10-Year Yield Index - Analysis Chart



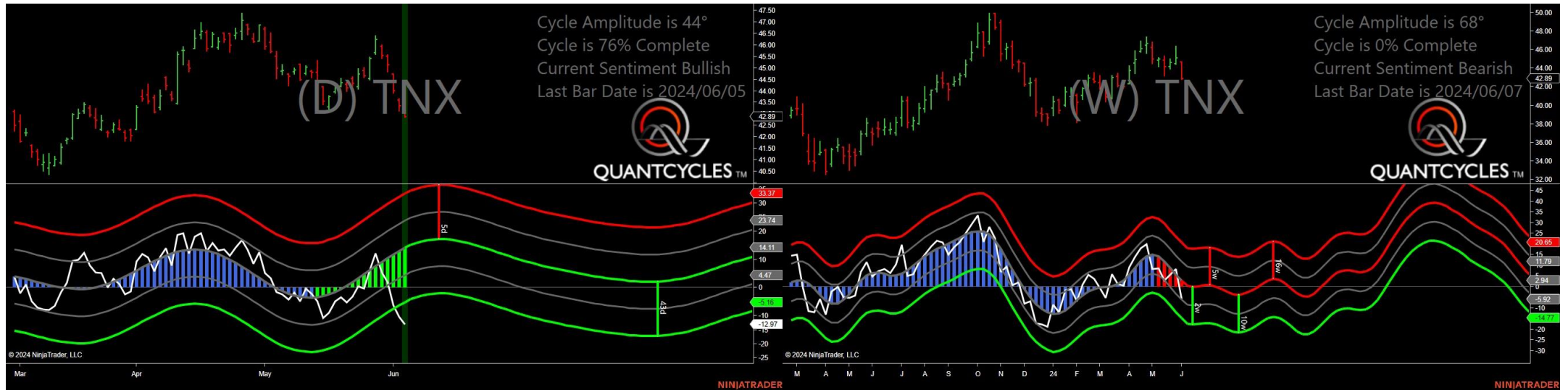
- Amplitude is 43° - Strong
- Direction Accuracy is 0%
- Market is at Resistance Extreme - Expect market consolidation Between \$110.390625 and \$110.34375

5-Year Treasury Note Yield Index - Analysis Chart



- Amplitude is 47° - Strong
- Direction Accuracy is 50%
- Market is at Support Extreme - Expect market consolidation Between \$43.06 and \$43.06

10-Yield Year Index - Analysis Chart



- Amplitude is 44° - Strong
- Direction Accuracy is 50%
- Market is at Support Extreme - Expect market consolidation Between \$42.89 and \$42.87

30-Yield Year Index - Analysis Chart



- Amplitude is 21° - Good
- Direction Accuracy is 50%
- Market is at Support Extreme - Expect market consolidation Between \$44.41 and \$44.33