



**QUANTCYCLES**

**BONDS**

**OPPORTUNITIES & EXTREMES**

# About This Document

- This document contains two cyclical market patterns based on the QuantCycles Cycle Analysis Software
- **Cycle Continuation Opportunity** – These are defined as a deviation of the forecast direction that extend to the upper or lower extremes. There is a high probability that the market will return to the forecast direction within a projected time frame. A Dual Opportunity has a higher probability of returning to the forecast direction than a Single Opportunity.
  - Always look for market commonality. For example, if you're looking at a DOW30 stock to buy, does the index look positive as well?
  - As the market approaches the cycle forecast turning point, the probability of the market following that direction decays. This is indicated by the "Cycle Percent Complete" note at the top of the chart, as well as predicted duration dates
  - At an Opportunity, a strong market may continue to go against the forecast trend, therefore, we recommend waiting for confirmation of the turning point before acting on it.
  - If the Market has not returned to the direction of the cycle by the minimum expected cycle duration date, consider the cycle incorrect.
- **Cycle Extreme** – These are defined as a deviation of the forecast direction, but with a lessor probability of return to the forecast direction. A Dual Extreme is a stronger Support / Resistance than a Single Extreme.
  - The Cycle Continuation Opportunity information above applies here as well, but can be utilized more to take profits than to consider for entry
  - Indicates that a market is at or near a Cycle Support or Resistance.
  - There is a high probability of a market stall.

# Analysis Overview

- 5 Single Extremes
- 1 Analysis

# Cycle Extremes

## 5 Single Extremes

- ZF - 5-Year Treasury Note Futures
- ZN - 10-Year Yield Index
- ^FVX - 5-Year Treasury Note Yield Index
- ^TNX - 10-Yield Year Index
- ^TYX - 30-Yield Year Index

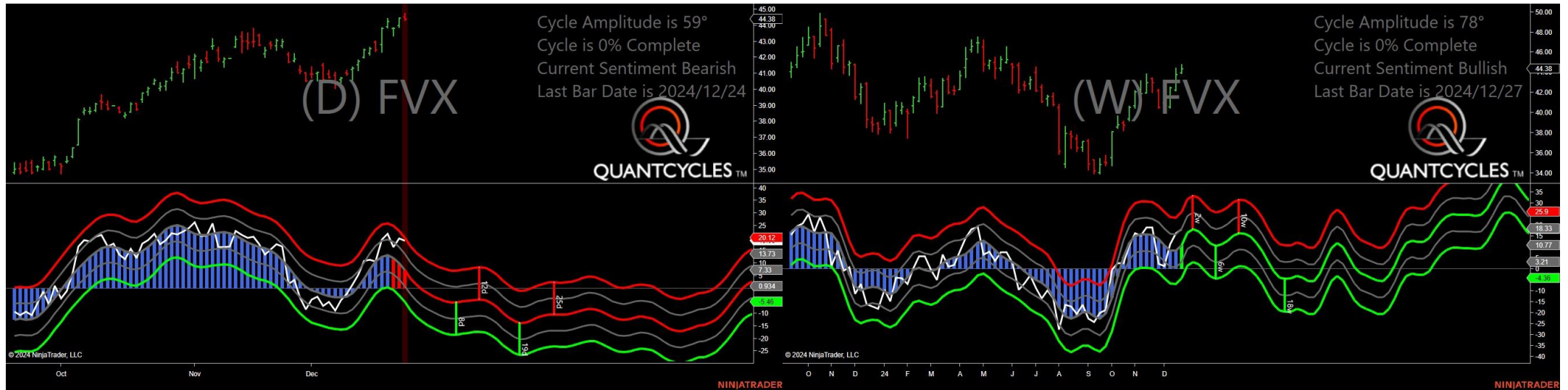


# 10-Year Yield Index - Single Daily Extreme



- Amplitude is 35° - Good
- Direction Accuracy is 50%
- Market is at Support Extreme - Expect market consolidation Between \$108.546875 and \$108.296875

# 5-Year Treasury Note Yield Index - Single Daily Extreme



- Amplitude is 59° - Strong
- Direction Accuracy is 0%
- Market is at Resistance Extreme - Expect market consolidation Between \$44.76 and \$44.52

# 10-Yield Year Index - Single Daily Extreme



- Amplitude is 7° - Weak
- Direction Accuracy is 0%
- Market is at Resistance Extreme - Expect market consolidation Between \$46.29 and \$46.09



# 30-Yield Year Index - Single Weekly Extreme



- Amplitude is 49° - Strong
- Direction Accuracy is 50%
- Market is at Support Extreme - Expect market consolidation Between \$47.65 and \$47.56

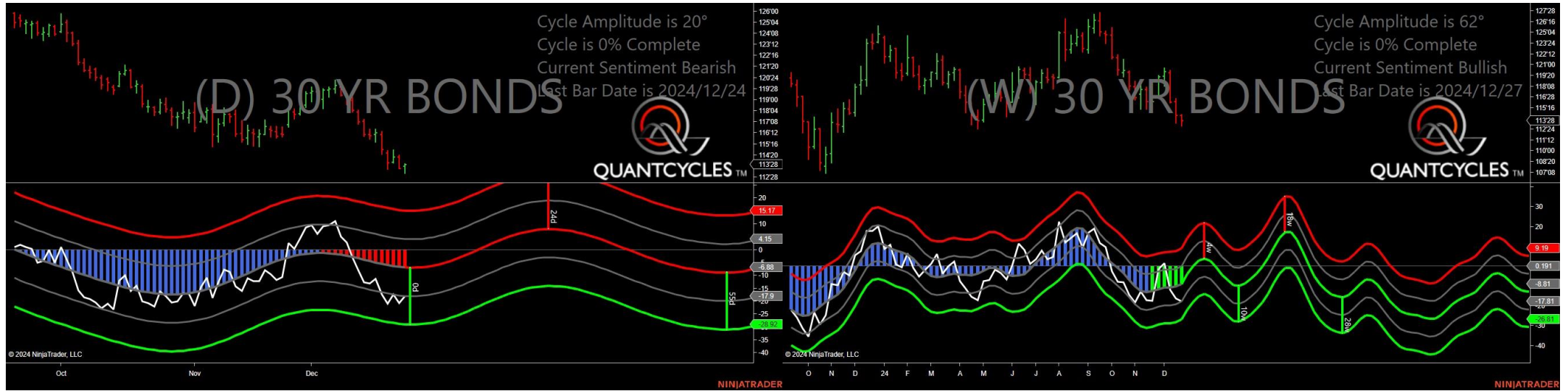
# Analysis Charts

## 1 Charts

- ZB - 30-Year Bond Futures



# 30-Year Bond Futures - Analysis Chart



- Amplitude is 20° - Weak
- Direction Accuracy is 0%
- Market is at Resistance Extreme - Expect market consolidation Between \$113.9375 and \$113.875

# 5-Year Treasury Note Futures - Analysis Chart



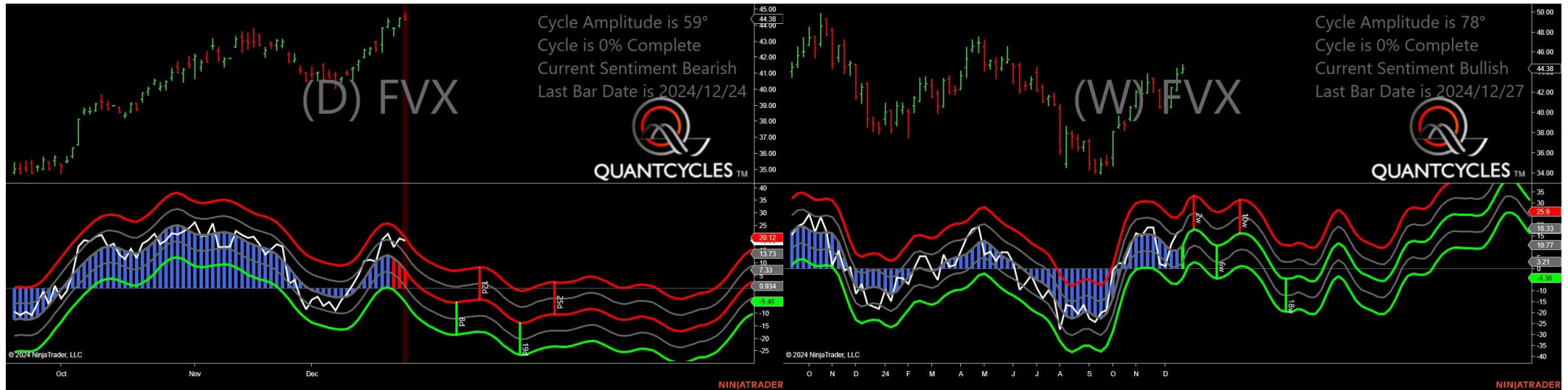
- Amplitude is 60° - Strong
- Direction Accuracy is 50%
- Market is at Support Extreme - Expect market consolidation Between \$106.0859375 and \$105.921875

# 10-Year Yield Index - Analysis Chart



- Amplitude is 35° - Good
- Direction Accuracy is 50%
- Market is at Support Extreme - Expect market consolidation Between \$108.546875 and \$108.296875

# 5-Year Treasury Note Yield Index - Analysis Chart



- Amplitude is 59° - Strong
- Direction Accuracy is 0%
- Market is at Resistance Extreme - Expect market consolidation Between \$44.76 and \$44.52

# 10-Yield Year Index - Analysis Chart



- Amplitude is 7° - Weak
- Direction Accuracy is 0%
- Market is at Resistance Extreme - Expect market consolidation Between \$46.29 and \$46.09



# 30-Yield Year Index - Analysis Chart



- Amplitude is 49° - Strong
- Direction Accuracy is 50%
- Market is at Support Extreme - Expect market consolidation Between \$47.65 and \$47.56