



QUANTCYCLES

COMMODITIES

OPPORTUNITIES & EXTREMES

About This Document

- This document contains two cyclical market patterns based on the QuantCycles Cycle Analysis Software
- **Cycle Continuation Opportunity** – These are defined as a deviation of the forecast direction that extend to the upper or lower extremes. There is a high probability that the market will return to the forecast direction within a projected time frame. A Dual Opportunity has a higher probability of returning to the forecast direction than a Single Opportunity.
 - Always look for market commonality. For example, if you're looking at a DOW30 stock to buy, does the index look positive as well?
 - As the market approaches the cycle forecast turning point, the probability of the market following that direction decays. This is indicated by the "Cycle Percent Complete" note at the top of the chart, as well as predicted duration dates
 - At an Opportunity, a strong market may continue to go against the forecast trend, therefore, we recommend waiting for confirmation of the turning point before acting on it.
 - If the Market has not returned to the direction of the cycle by the minimum expected cycle duration date, consider the cycle incorrect.
- **Cycle Extreme** – These are defined as a deviation of the forecast direction, but with a lessor probability of return to the forecast direction. A Dual Extreme is a stronger Support / Resistance than a Single Extreme.
 - The Cycle Continuation Opportunity information above applies here as well, but can be utilized more to take profits than to consider for entry
 - Indicates that a market is at or near a Cycle Support or Resistance.
 - There is a high probability of a market stall.

Analysis Overview

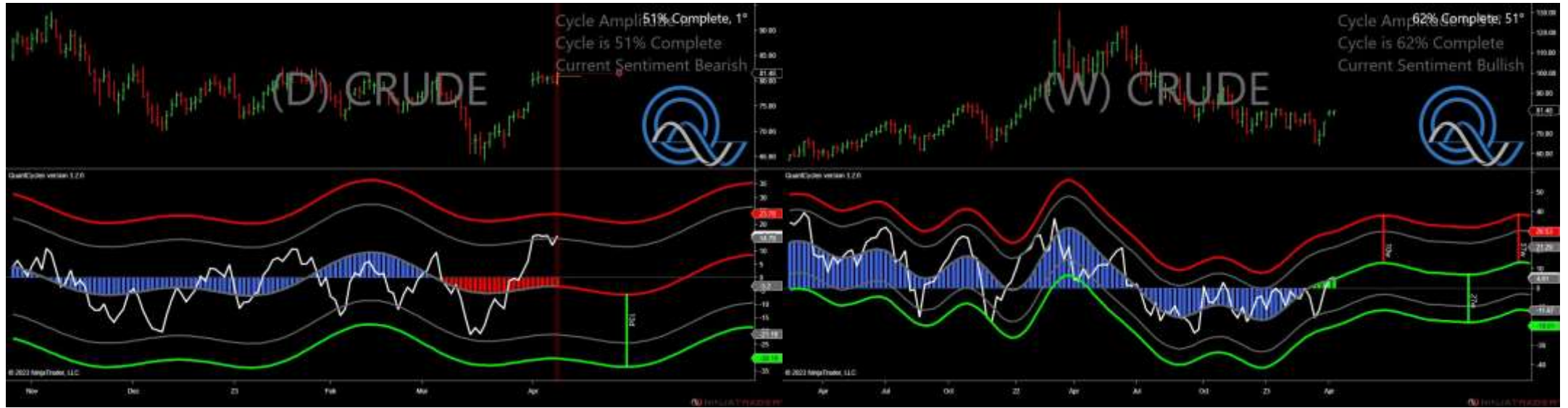
- 2 Single Extremes
- 8 Analysis

Cycle Extremes

2 Single Extremes

- CL - Crude Oil
- ZW - Wheat

Crude Oil - Single Daily Extreme



- Amplitude is 1° - Weak
- Direction Accuracy is 66.8%
- Market is at Resistance Extreme - Expect market consolidation Between \$81.59 and \$81.48

Wheat - Single Weekly Extreme



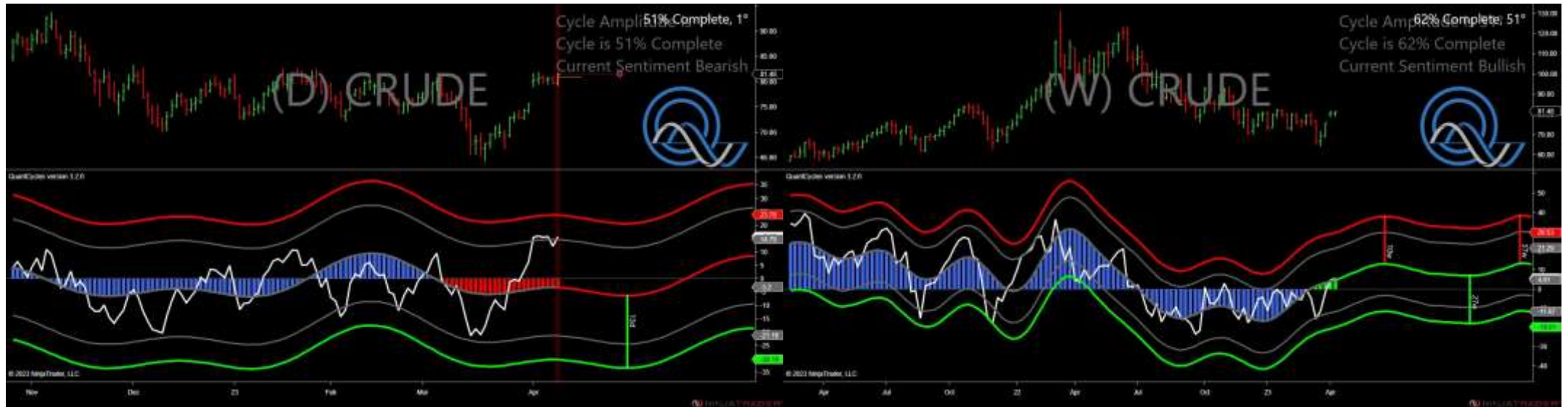
- Amplitude is 17° - Weak
- Direction Accuracy is 77%
- Market is at Support Extreme - Expect market consolidation Between \$674 and \$666.25

Analysis Charts

8 Charts

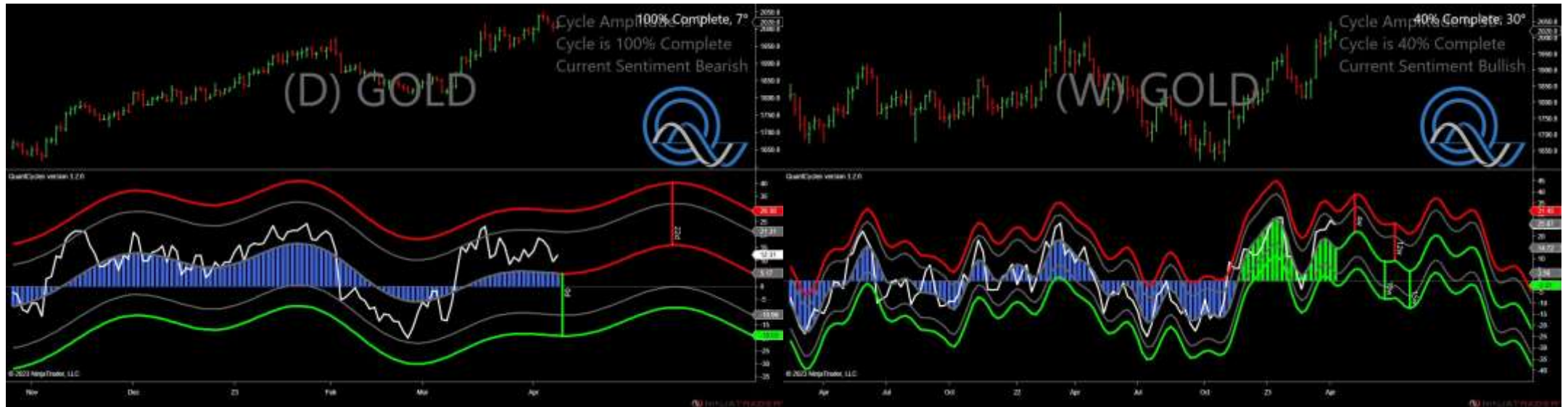
- GC - Gold
- HG - Copper
- HO - Heating Oil
- NG - Natural Gas
- RB - Unleaded Gas
- SI - Silver
- ZC - Corn
- ZS - Soybeans

Crude Oil - Analysis Chart



- Amplitude is 1° - Weak
- Direction Accuracy is 66.8%
- Market is at Resistance Extreme - Expect market consolidation Between \$81.59 and \$81.48

Gold - Analysis Chart



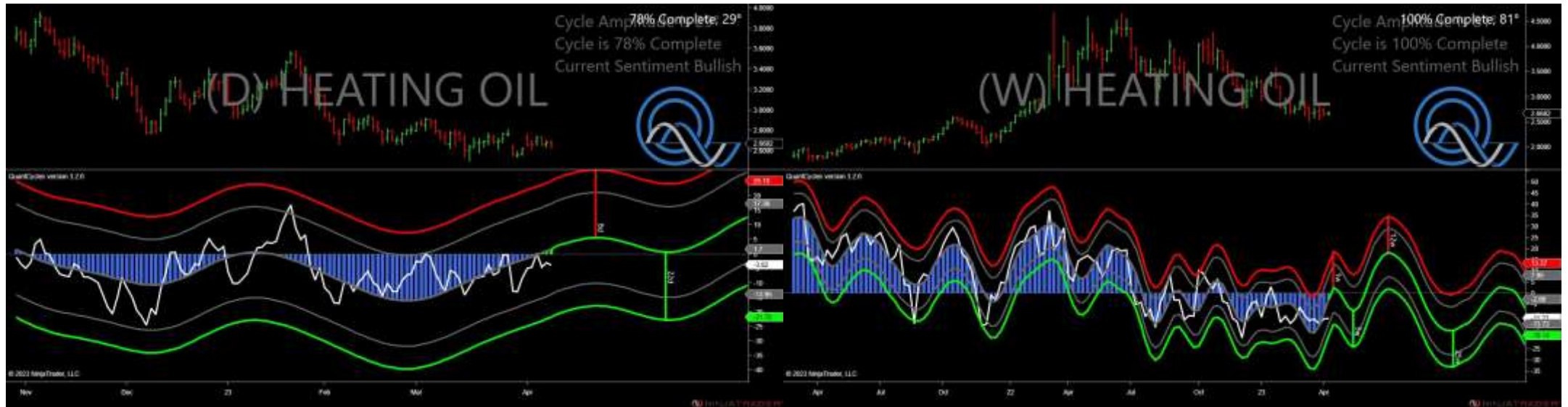
- Amplitude is 7° - Weak
- Direction Accuracy is 0%
- Market is at Resistance Extreme - Expect market consolidation Between \$2022.5 and \$2020

Copper - Analysis Chart



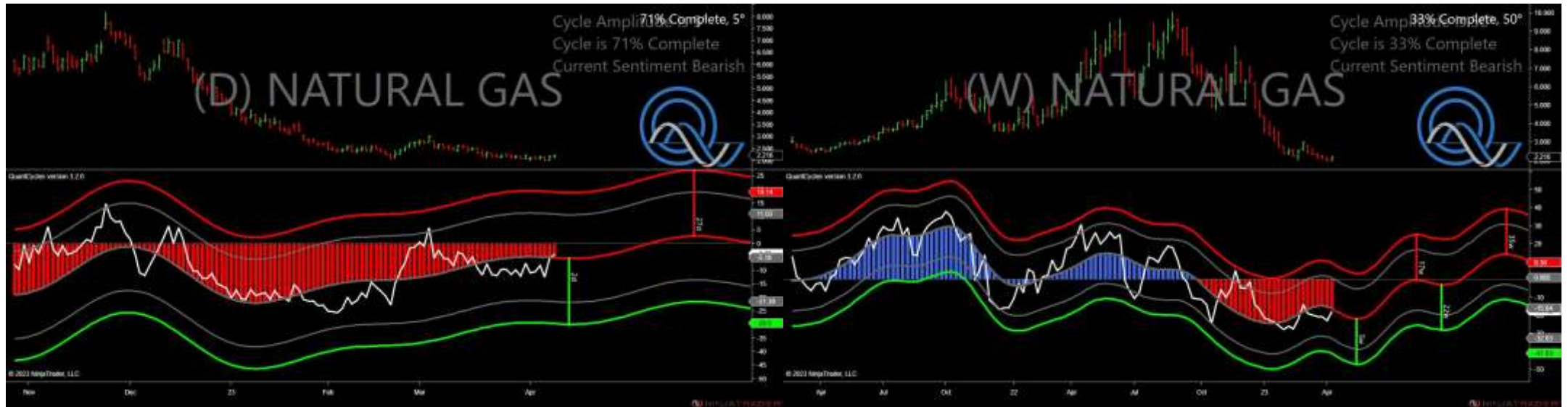
- Amplitude is 12° - Weak
- Direction Accuracy is 74%
- Market is at Support Extreme - Expect market consolidation Between \$3.987 and \$3.978

Heating Oil - Analysis Chart



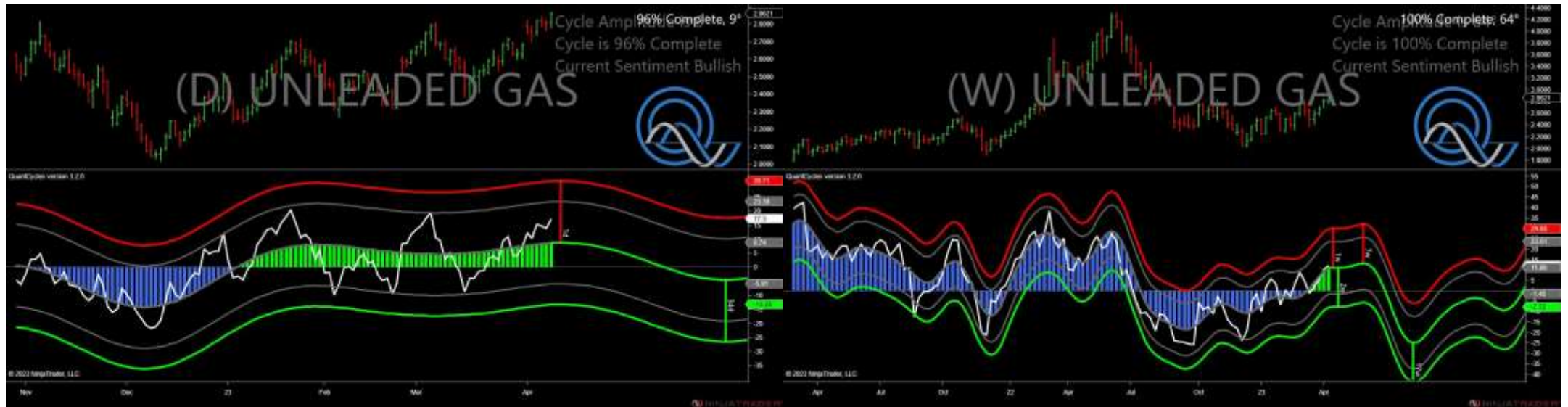
- Amplitude is 29° - Good
- Direction Accuracy is 81.3%
- Market is at Support Extreme - Expect market consolidation Between \$2.6682 and \$2.6275

Natural Gas - Analysis Chart



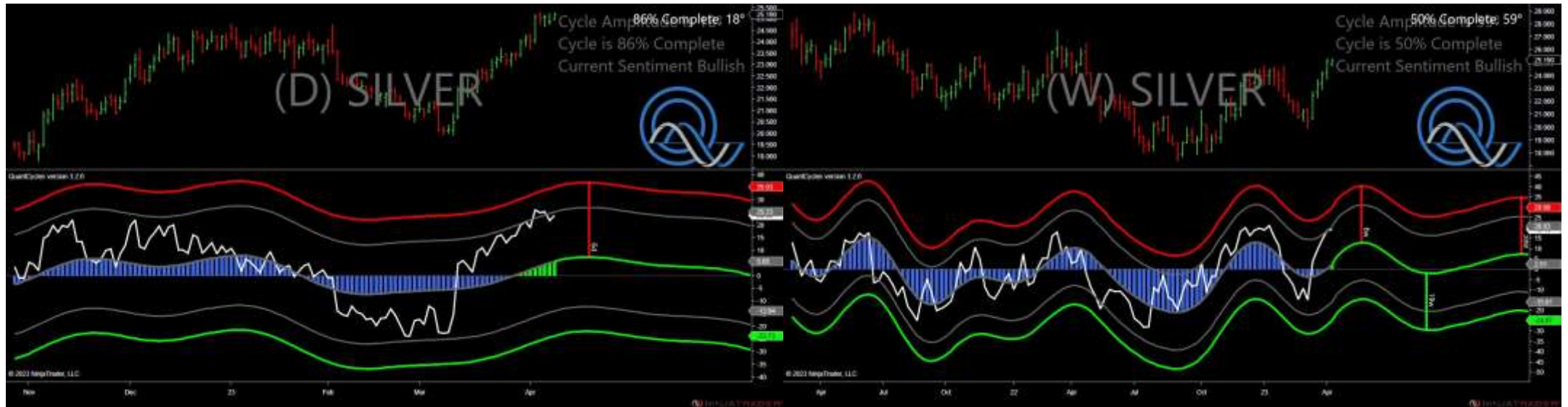
- Amplitude is 5° - Weak
- Direction Accuracy is 84.3%
- Market is at Resistance Extreme - Expect market consolidation Between \$2.247 and \$2.216

Unleaded Gas - Analysis Chart



- Amplitude is 9° - Weak
- Direction Accuracy is 69.8%
- Market is at Support Extreme - Expect market consolidation Between \$2.8125 and \$2.7839

Silver - Analysis Chart



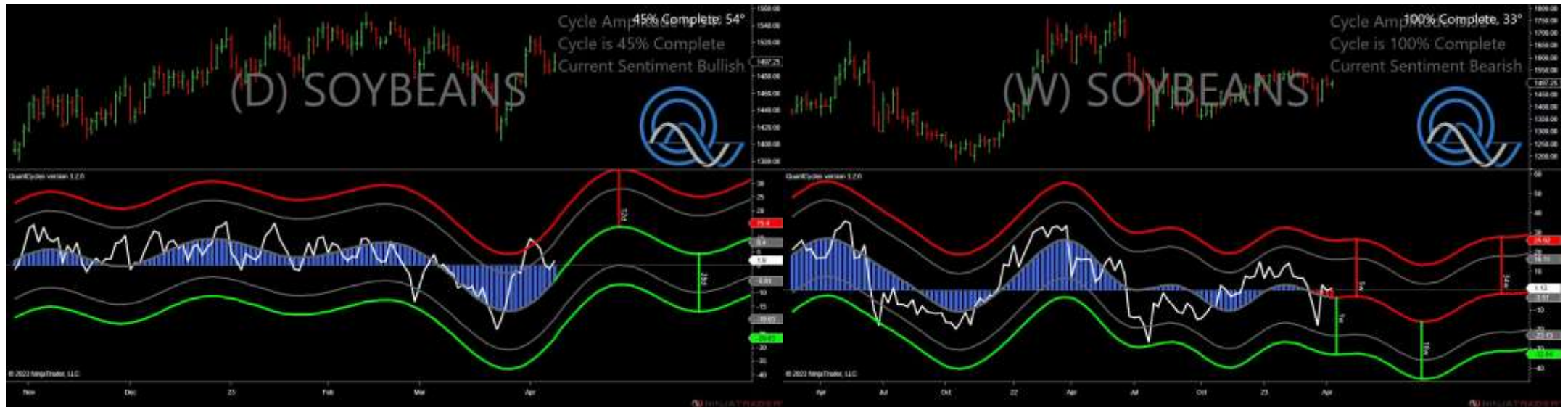
- Amplitude is 18° - Weak
- Direction Accuracy is 80.5%
- Market is at Support Extreme - Expect market consolidation Between \$25.015 and \$24.97

Corn - Analysis Chart



- Amplitude is 33° - Good
- Direction Accuracy is 81.3%
- Market is at Support Extreme - Expect market consolidation Between \$651 and \$646.75

Soybeans - Analysis Chart



- Amplitude is 54° - Strong
- Direction Accuracy is 77.4%
- Market is at Support Extreme - Expect market consolidation Between \$1487.75 and \$1486.25

Wheat - Analysis Chart



- Amplitude is 17° - Weak
- Direction Accuracy is 77%
- Market is at Support Extreme - Expect market consolidation Between \$674 and \$666.25