



QUANTCYCLES

COMMODITIES

OPPORTUNITIES & EXTREMES

About This Document

- This document contains two cyclical market patterns based on the QuantCycles Cycle Analysis Software
- **Cycle Continuation Opportunity** – These are defined as a deviation of the forecast direction that extend to the upper or lower extremes. There is a high probability that the market will return to the forecast direction within a projected time frame. A Dual Opportunity has a higher probability of returning to the forecast direction than a Single Opportunity.
 - Always look for market commonality. For example, if you're looking at a DOW30 stock to buy, does the index look positive as well?
 - As the market approaches the cycle forecast turning point, the probability of the market following that direction decays. This is indicated by the "Cycle Percent Complete" note at the top of the chart, as well as predicted duration dates
 - At an Opportunity, a strong market may continue to go against the forecast trend, therefore, we recommend waiting for confirmation of the turning point before acting on it.
 - If the Market has not returned to the direction of the cycle by the minimum expected cycle duration date, consider the cycle incorrect.
- **Cycle Extreme** – These are defined as a deviation of the forecast direction, but with a lessor probability of return to the forecast direction. A Dual Extreme is a stronger Support / Resistance than a Single Extreme.
 - The Cycle Continuation Opportunity information above applies here as well, but can be utilized more to take profits than to consider for entry
 - Indicates that a market is at or near a Cycle Support or Resistance.
 - There is a high probability of a market stall.

Analysis Overview

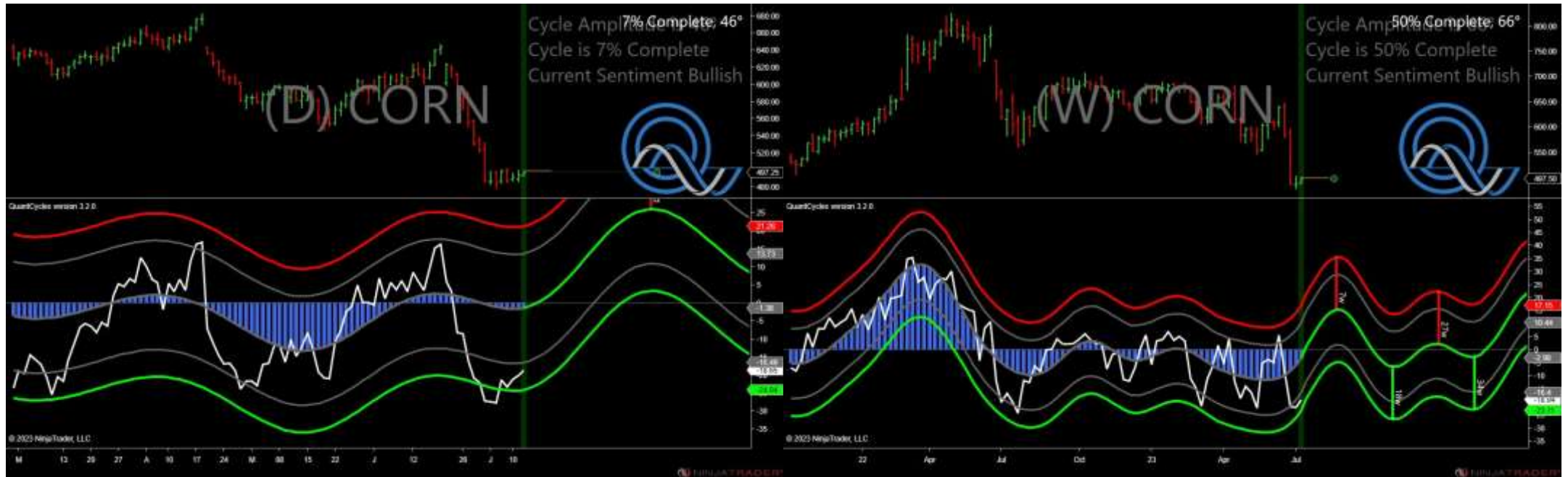
- 1 Dual Extremes
- 9 Analysis

Cycle Extremes

1 Dual Extremes

- ZC - Corn

Corn - Dual Extreme



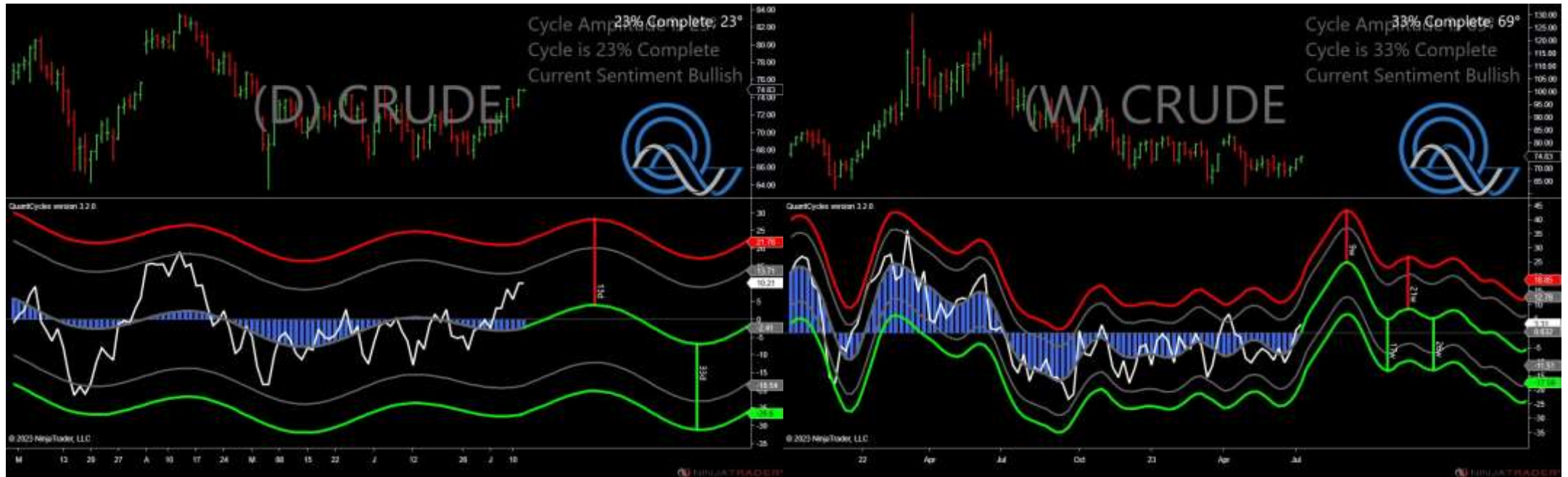
- Amplitude is 46° - Strong
- Direction Accuracy is 44.6%
- Market is at Support Extreme - Expect market consolidation Between \$493.75 and \$493.5

Analysis Charts

9 Charts

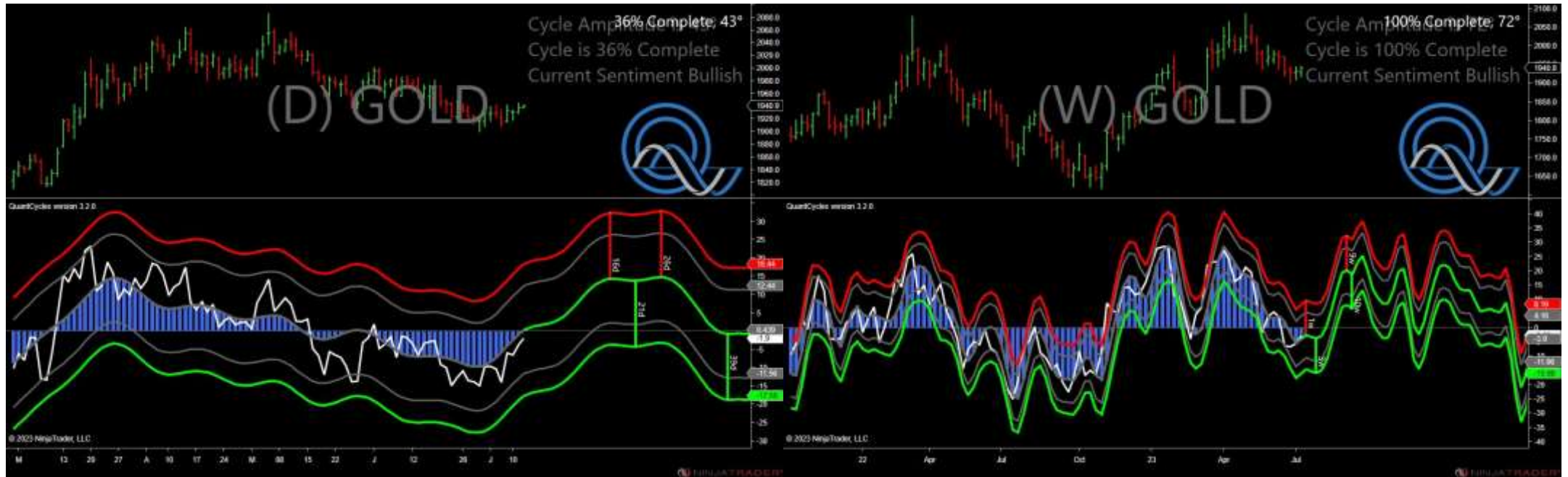
- CL - Crude Oil
- GC - Gold
- HG - Copper
- HO - Heating Oil
- NG - Natural Gas
- RB - Unleaded Gas
- SI - Silver
- ZS - Soybeans
- ZW - Wheat

Crude Oil - Analysis Chart



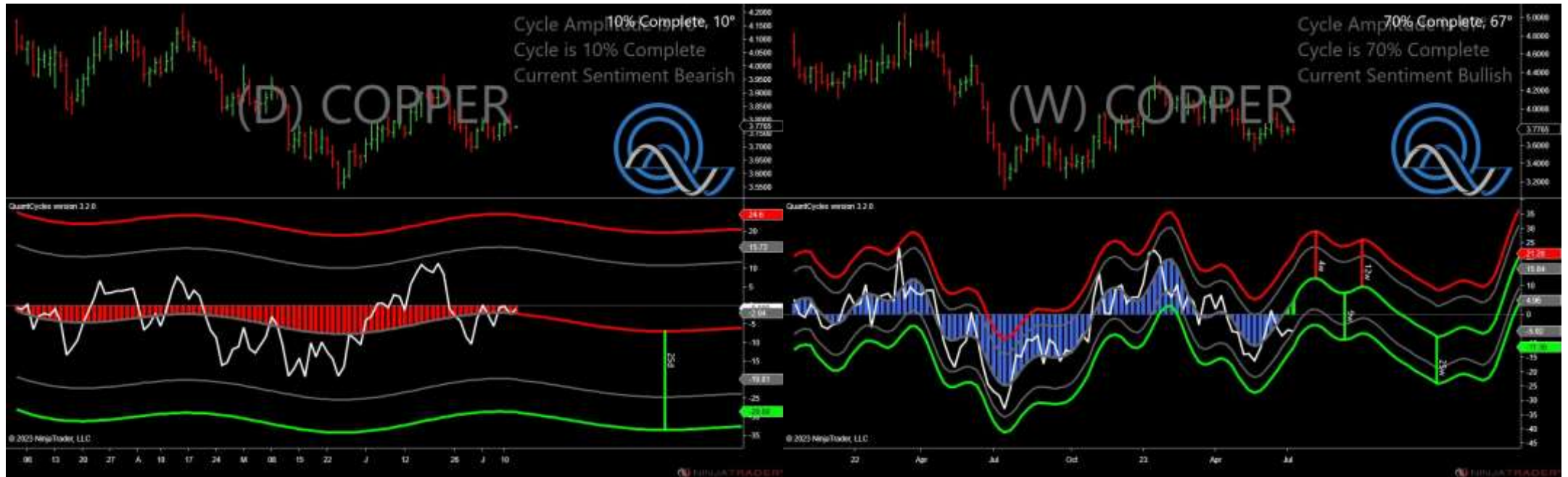
- Amplitude is 23° - Good
- Direction Accuracy is 60.1%
- Market is at Support Extreme - Expect market consolidation Between \$74.83 and \$74.74

Gold - Analysis Chart



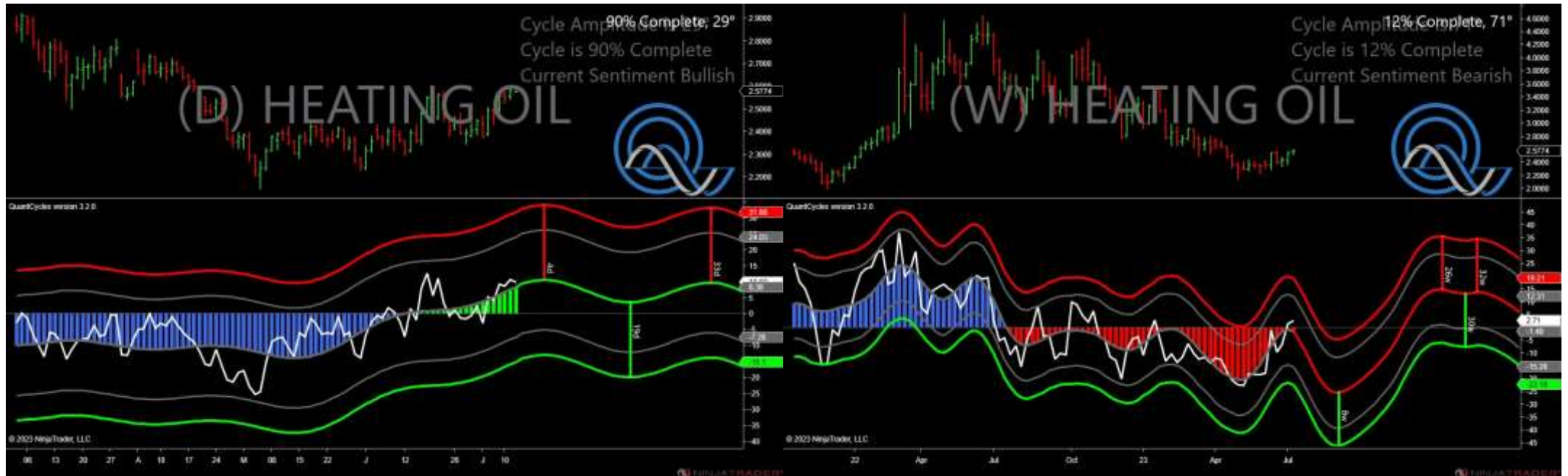
- Amplitude is 43° - Strong
- Direction Accuracy is 72.8%
- Market is at Support Extreme - Expect market consolidation Between \$1938 and \$1937.5

Copper - Analysis Chart



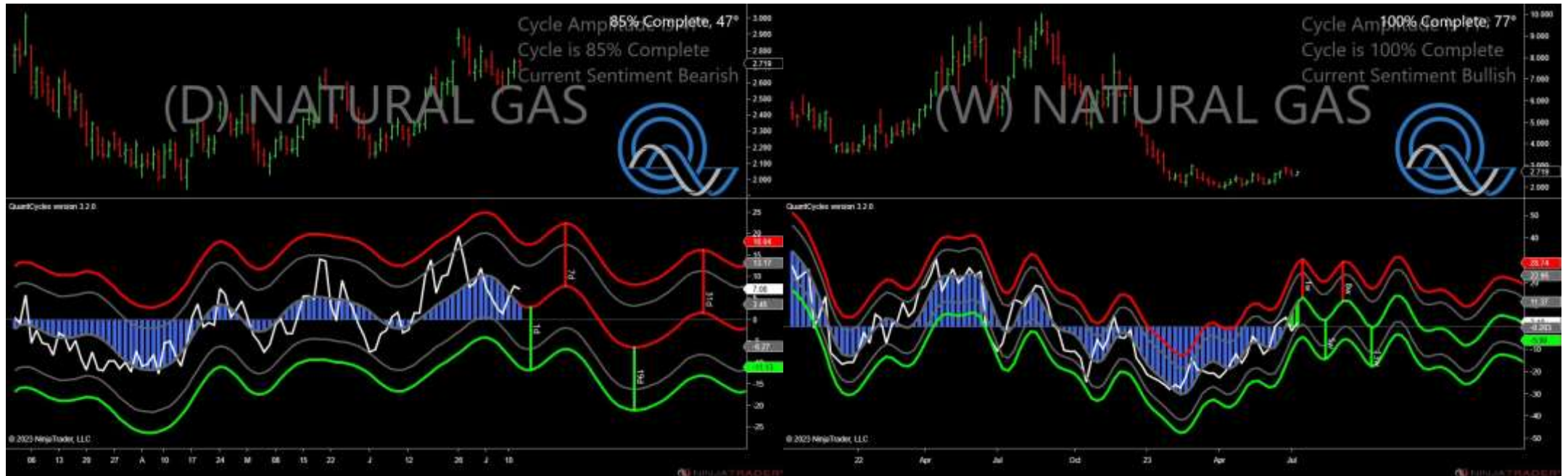
- Amplitude is 10° - Weak
- Direction Accuracy is 68.4%
- Market is at Resistance Extreme - Expect market consolidation Between \$3.777 and \$3.7765

Heating Oil - Analysis Chart



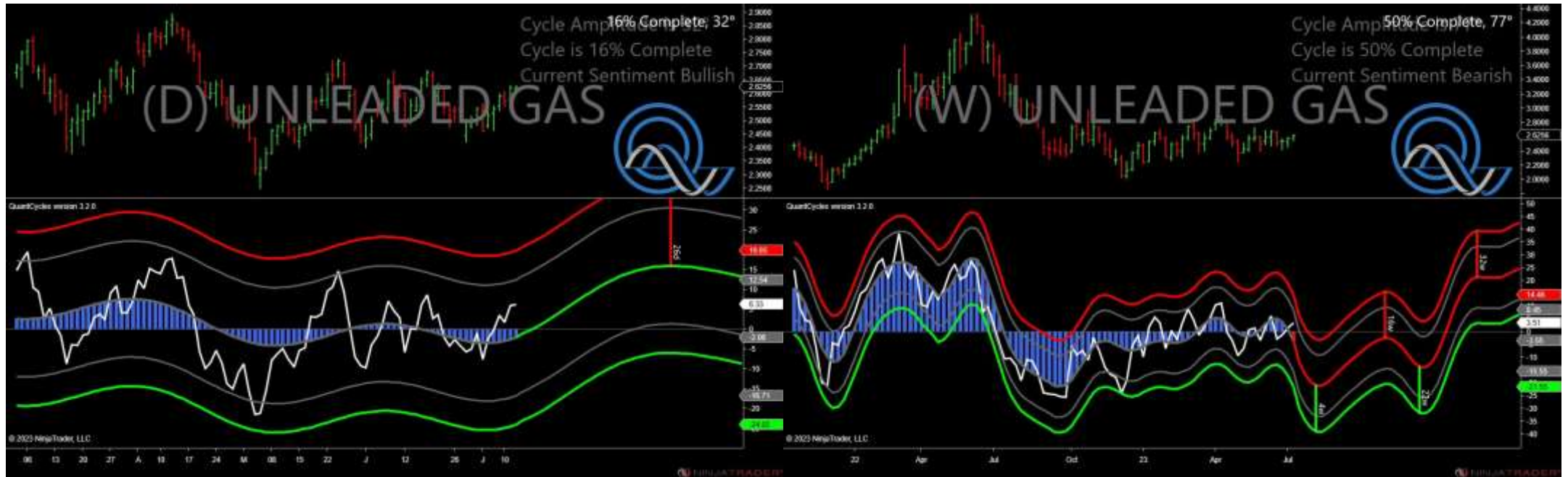
- Amplitude is 29° - Good
- Direction Accuracy is 81.5%
- Market is at Support Extreme - Expect market consolidation Between \$2.5769 and \$2.5752

Natural Gas - Analysis Chart



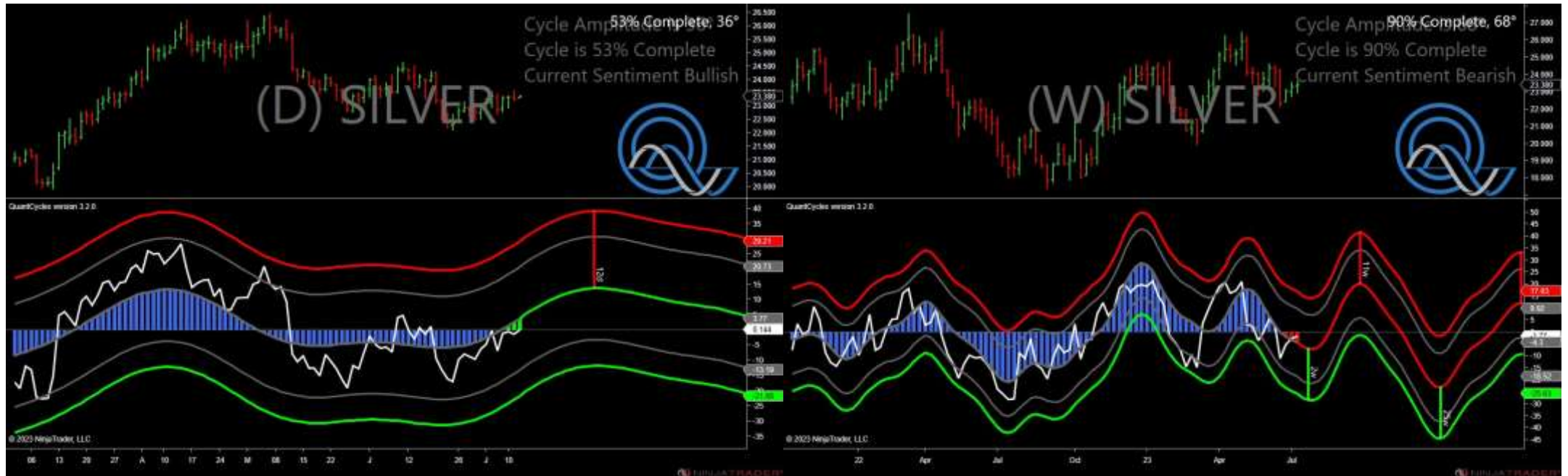
- Amplitude is 47° - Strong
- Direction Accuracy is 84.3%
- Market is at Resistance Extreme - Expect market consolidation Between \$2.741 and \$2.739

Unleaded Gas - Analysis Chart



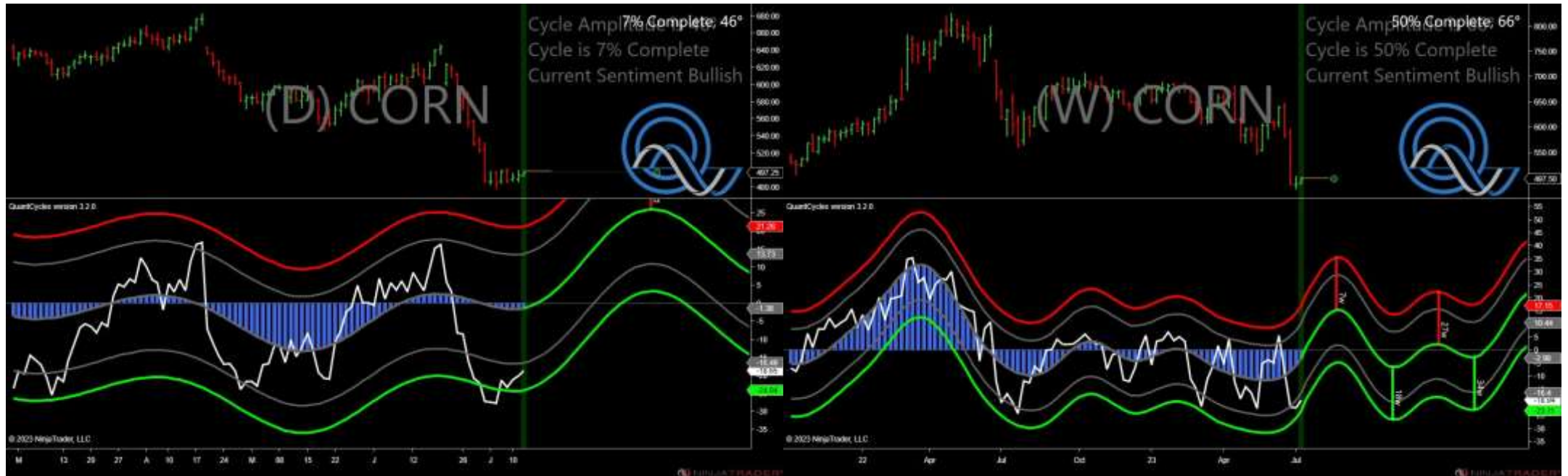
- Amplitude is 32° - Good
- Direction Accuracy is 59.7%
- Market is at Support Extreme - Expect market consolidation Between \$2.6189 and \$2.6173

Silver - Analysis Chart



- Amplitude is 36° - Good
- Direction Accuracy is 68.1%
- Market is at Support Extreme - Expect market consolidation Between \$23.325 and \$23.31

Corn - Analysis Chart



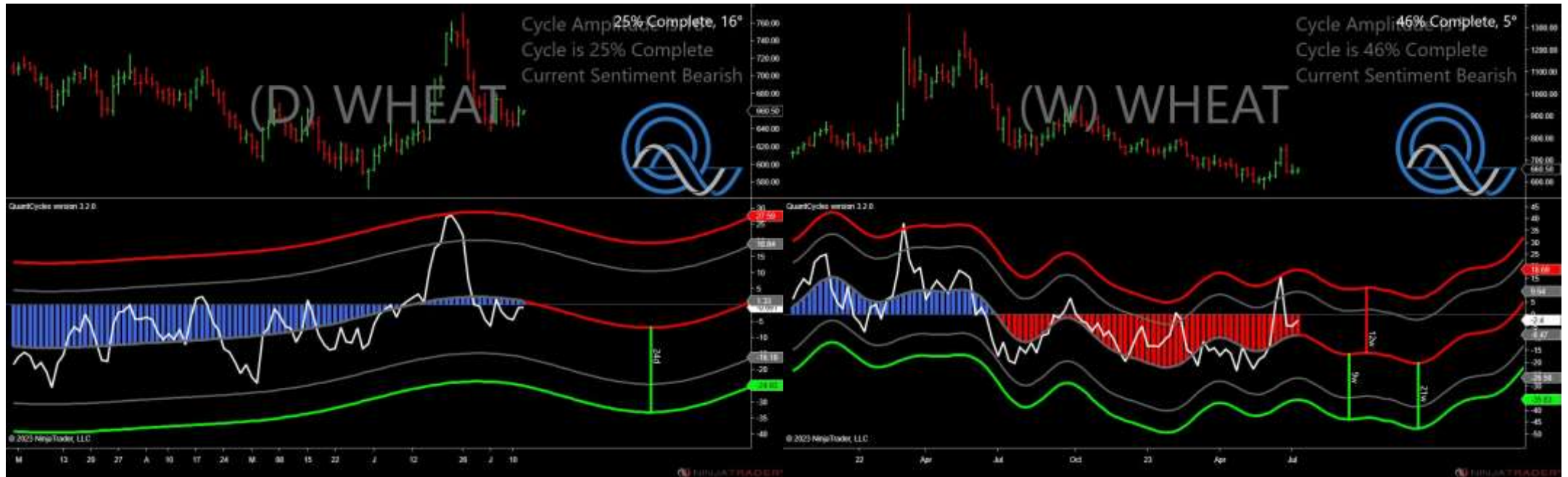
- Amplitude is 46° - Strong
- Direction Accuracy is 44.6%
- Market is at Support Extreme - Expect market consolidation Between \$493.75 and \$493.5

Soybeans - Analysis Chart



- Amplitude is 12° - Weak
- Direction Accuracy is 51.2%
- Market is at Resistance Extreme - Expect market consolidation Between \$1480.5 and \$1477.25

Wheat - Analysis Chart



- Amplitude is 16° - Weak
- Direction Accuracy is 60%
- Market is at Resistance Extreme - Expect market consolidation Between \$661.5 and \$660.5