



**QUANTCYCLES**

**COMMODITIES**

**OPPORTUNITIES & EXTREMES**

# About This Document

- This document contains two cyclical market patterns based on the QuantCycles Cycle Analysis Software
- **Cycle Continuation Opportunity** – These are defined as a deviation of the forecast direction that extend to the upper or lower extremes. There is a high probability that the market will return to the forecast direction within a projected time frame. A Dual Opportunity has a higher probability of returning to the forecast direction than a Single Opportunity.
  - Always look for market commonality. For example, if you're looking at a DOW30 stock to buy, does the index look positive as well?
  - As the market approaches the cycle forecast turning point, the probability of the market following that direction decays. This is indicated by the "Cycle Percent Complete" note at the top of the chart, as well as predicted duration dates
  - At an Opportunity, a strong market may continue to go against the forecast trend, therefore, we recommend waiting for confirmation of the turning point before acting on it.
  - If the Market has not returned to the direction of the cycle by the minimum expected cycle duration date, consider the cycle incorrect.
- **Cycle Extreme** – These are defined as a deviation of the forecast direction, but with a lessor probability of return to the forecast direction. A Dual Extreme is a stronger Support / Resistance than a Single Extreme.
  - The Cycle Continuation Opportunity information above applies here as well, but can be utilized more to take profits than to consider for entry
  - Indicates that a market is at or near a Cycle Support or Resistance.
  - There is a high probability of a market stall.

# Analysis Overview

- 1 Dual Extremes
- 7 Single Extremes
- 15 Analysis

# Cycle Extremes

## 1 Dual Extremes

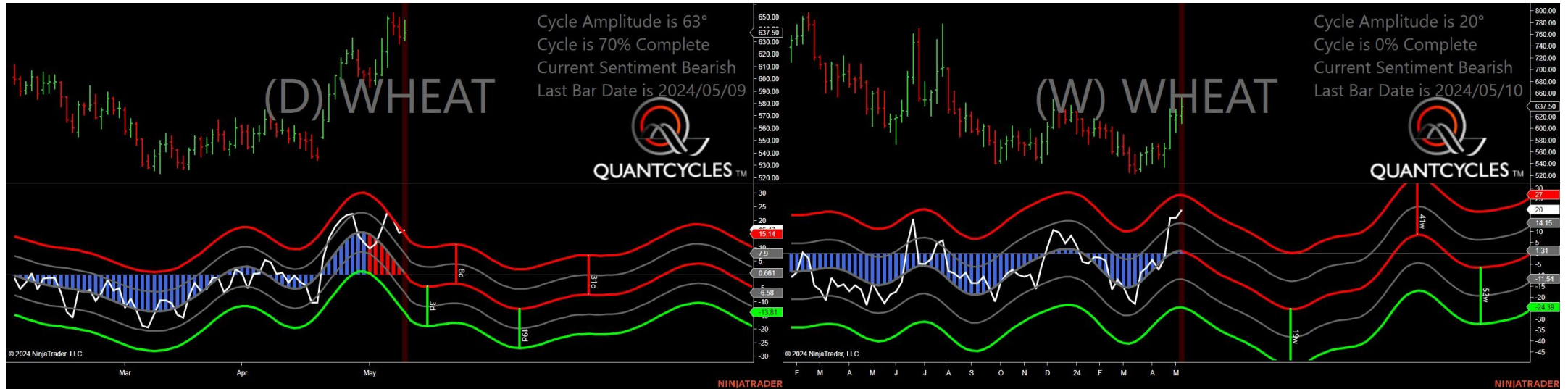
- ZW - Wheat

## 7 Single Extremes

- GF - Feeder Cattle
- HO - Heating Oil
- NG - Natural Gas
- PL - Platinum
- RB - Unleaded Gas
- SB - Sugar
- ZL - Soybean Oil

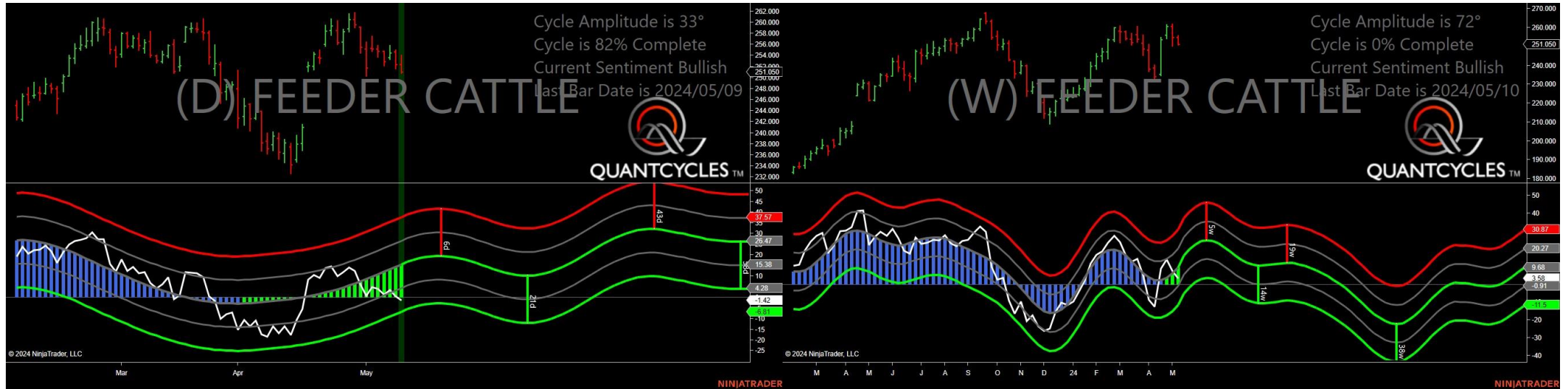


# Wheat - Dual Extreme



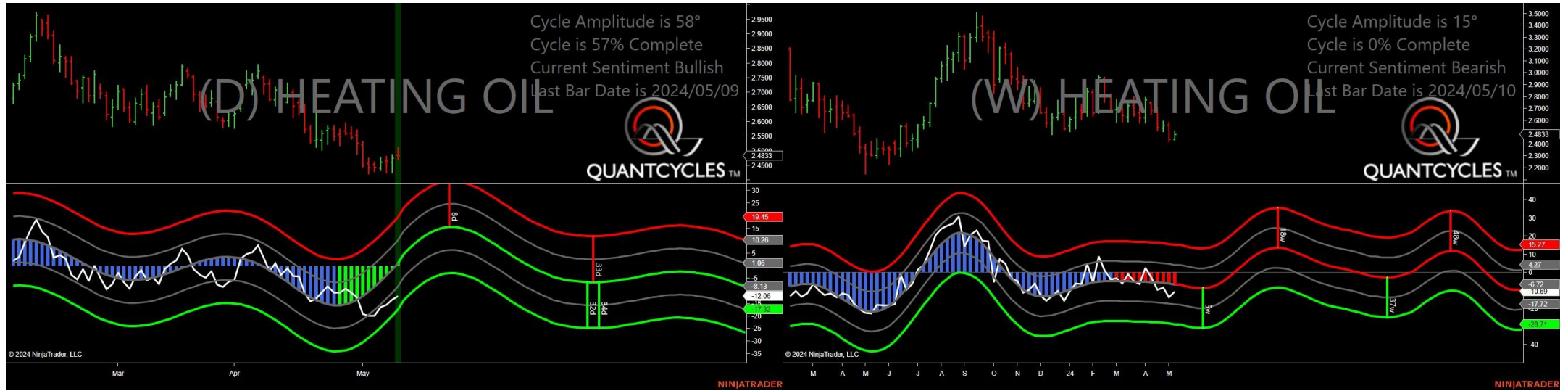
- Amplitude is 63° - Strong
- Direction Accuracy is 0%
- Market is at Resistance Extreme - Expect market consolidation Between \$647.5 and \$637.5

# Feeder Cattle - Single Daily Extreme



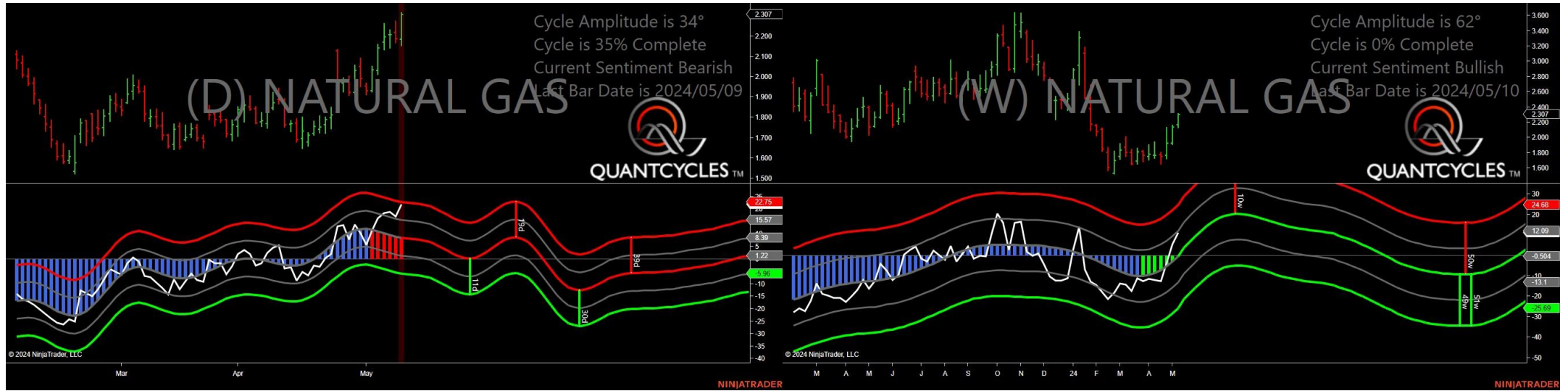
- Amplitude is 33° - Good
- Direction Accuracy is 50%
- Market is at Support Extreme - Expect market consolidation Between \$251.05 and \$250.85

# Heating Oil - Single Daily Extreme



- Amplitude is 58° - Strong
- Direction Accuracy is 50%
- Market is at Support Extreme - Expect market consolidation Between \$2.4833 and \$2.4705

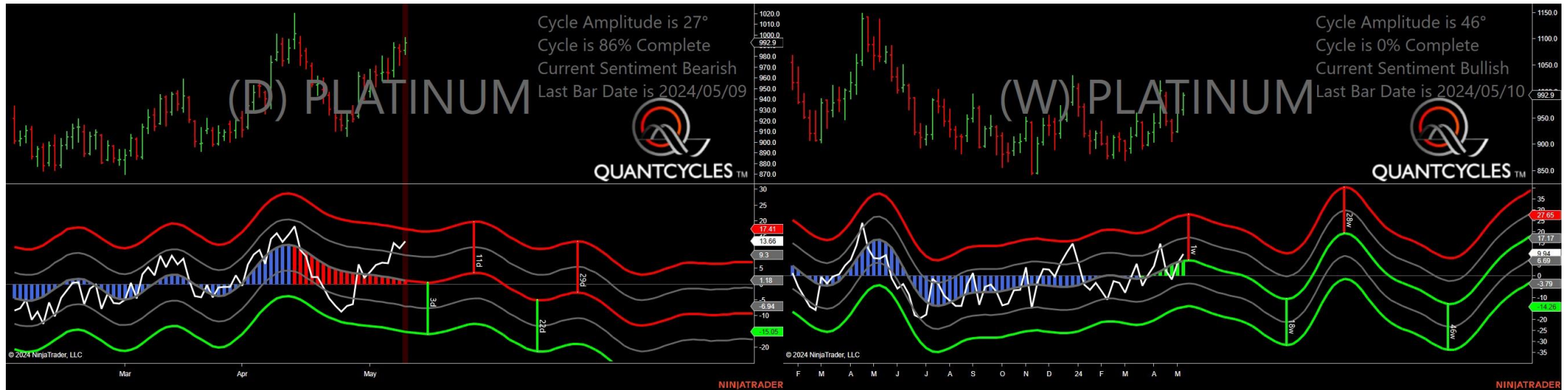
# Natural Gas - Single Daily Extreme



- Amplitude is 34° - Good
- Direction Accuracy is 0%
- Market is at Resistance Extreme - Expect market consolidation Between \$2.316 and \$2.307

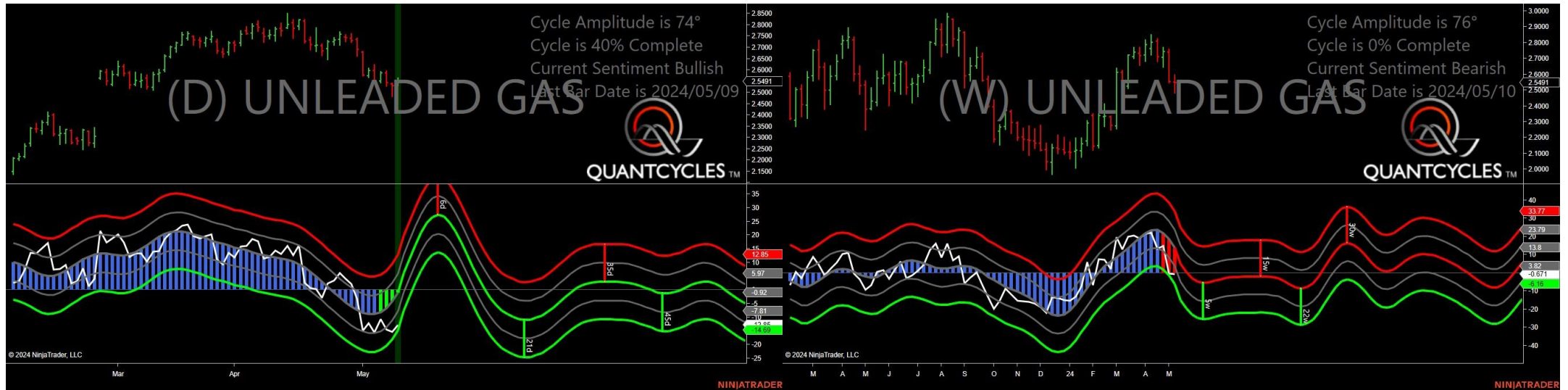


# Platinum - Single Daily Extreme



- Amplitude is 27° - Good
- Direction Accuracy is 0%
- Market is at Resistance Extreme - Expect market consolidation Between \$997.7 and \$992.9

# Unleaded Gas - Single Daily Extreme



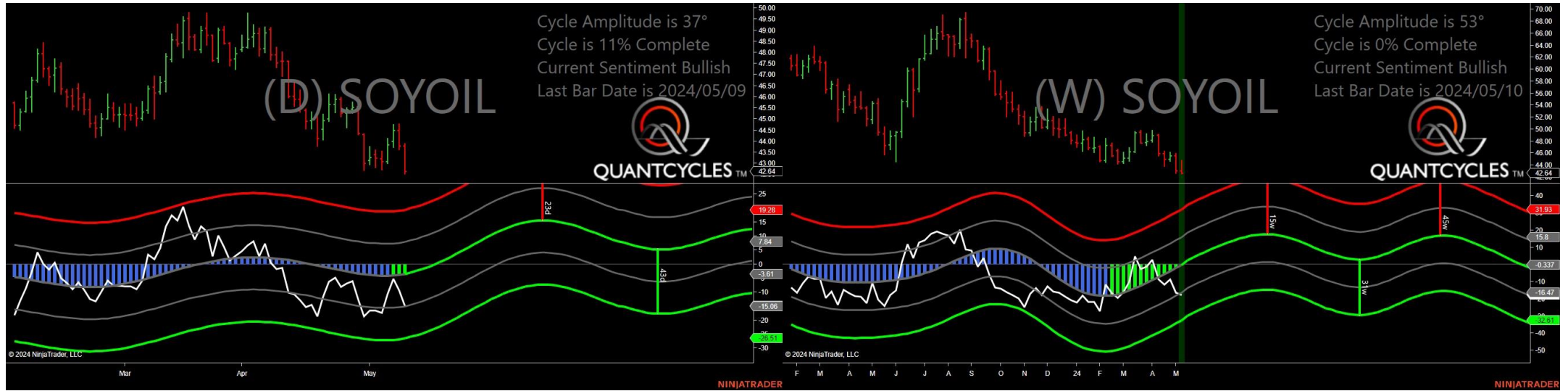
- Amplitude is 74° - Strong
- Direction Accuracy is 50%
- Market is at Support Extreme - Expect market consolidation Between \$2.5426 and \$2.5299

# Sugar - Single Daily Extreme



- Amplitude is 53° - Strong
- Direction Accuracy is 50%
- Market is at Support Extreme - Expect market consolidation Between \$19.58 and \$19.4

# Soybean Oil - Single Weekly Extreme



- Amplitude is 37° - Good
- Direction Accuracy is 50%
- Market is at Support Extreme - Expect market consolidation Between \$42.64 and \$42.53

# Analysis Charts

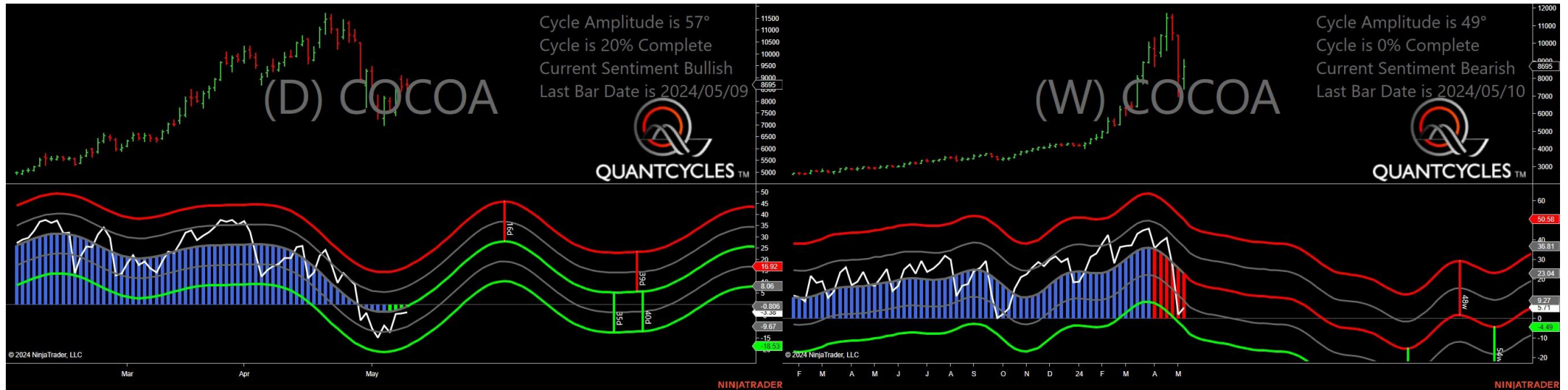
## 15 Charts

- CC - Cocoa
- CL - Crude Oil
- CT - Cotton
- GC - Gold
- HE - Live Hogs
- HG - Copper
- KC - Coffee
- LE - Live Cattle
- OJ - Oranje Juice
- PA - Palladium
- SI - Silver
- ZC - Corn
- ZM - Soybean Meal
- ZO - Oats
- ZS - Soybeans



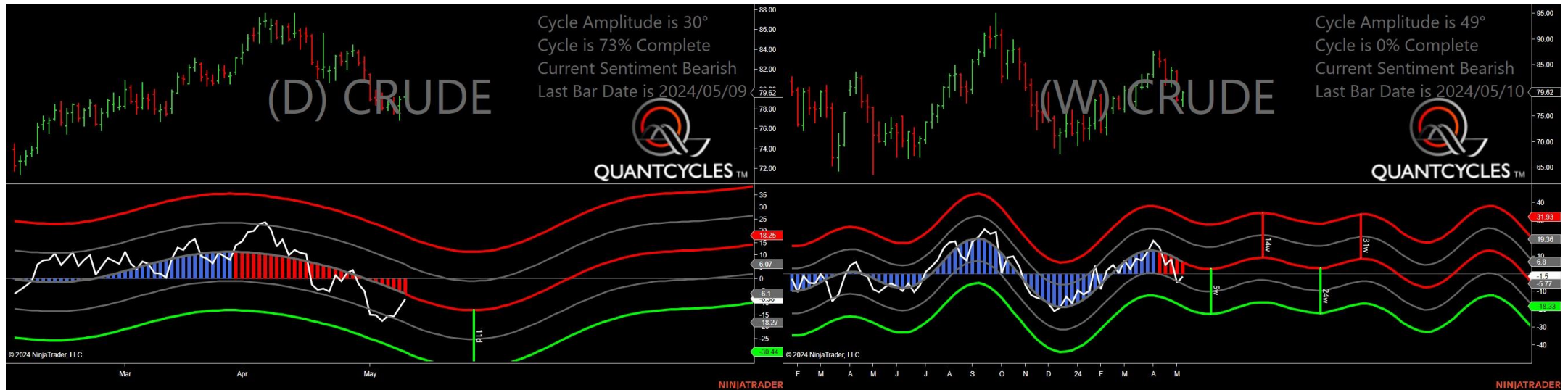


# Cocoa - Analysis Chart



- Amplitude is 57° - Strong
- Direction Accuracy is 50%
- Market is at Support Extreme - Expect market consolidation Between \$8695 and \$8381

# Crude Oil - Analysis Chart



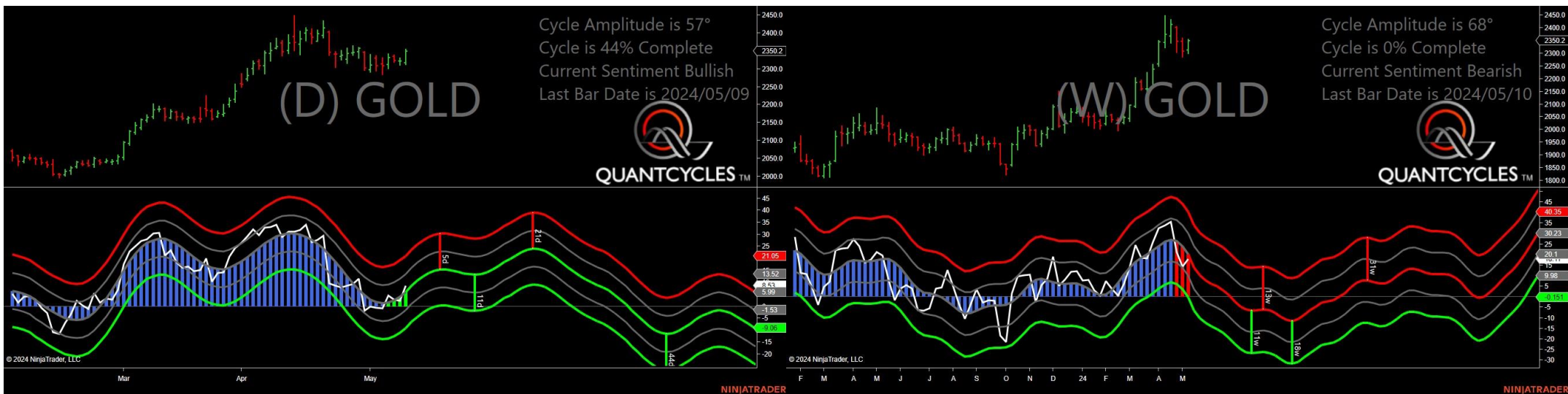
- Amplitude is 30° - Good
- Direction Accuracy is 0%
- Market is at Resistance Extreme - Expect market consolidation Between \$79.8 and \$79.62

# Cotton - Analysis Chart



- Amplitude is 23° - Good
- Direction Accuracy is 50%
- Market is at Support Extreme - Expect market consolidation Between \$78.6 and \$77.78

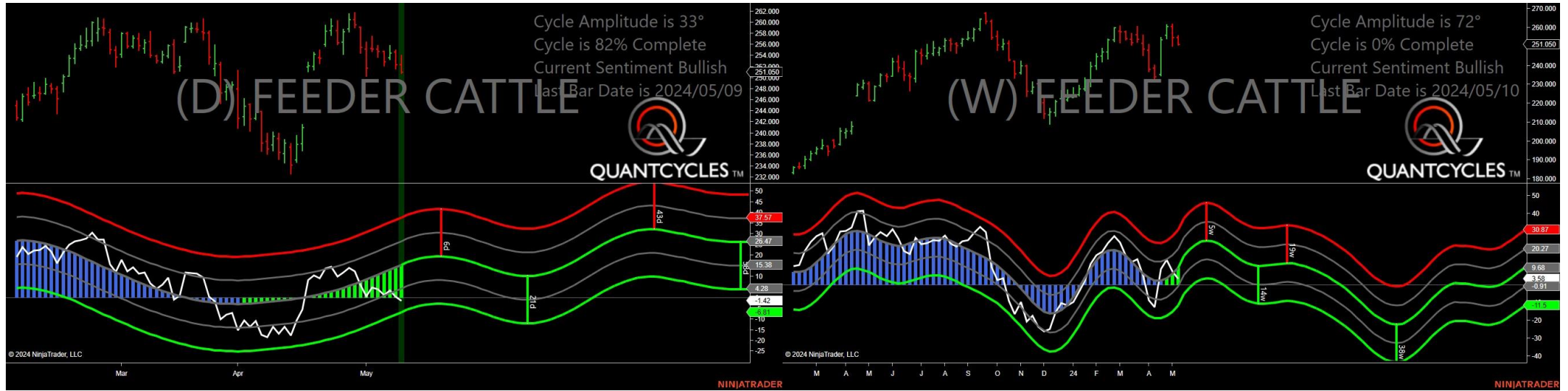
# Gold - Analysis Chart



- Amplitude is 57° - Strong
- Direction Accuracy is 50%
- Market is at Support Extreme - Expect market consolidation Between \$2316.5 and \$2312.9

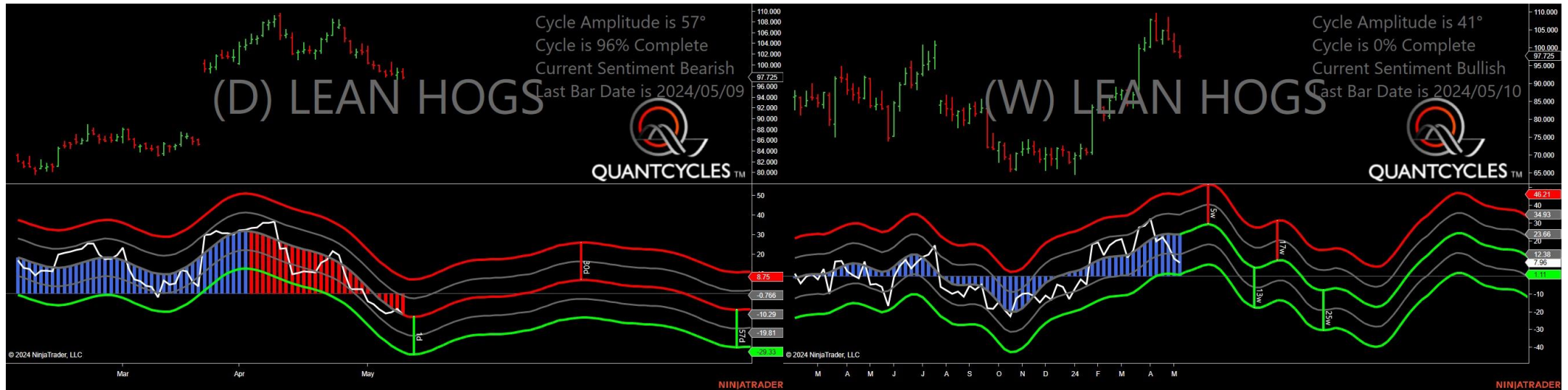


# Feeder Cattle - Analysis Chart



- Amplitude is 33° - Good
- Direction Accuracy is 50%
- Market is at Support Extreme - Expect market consolidation Between \$251.05 and \$250.85

# Live Hogs - Analysis Chart



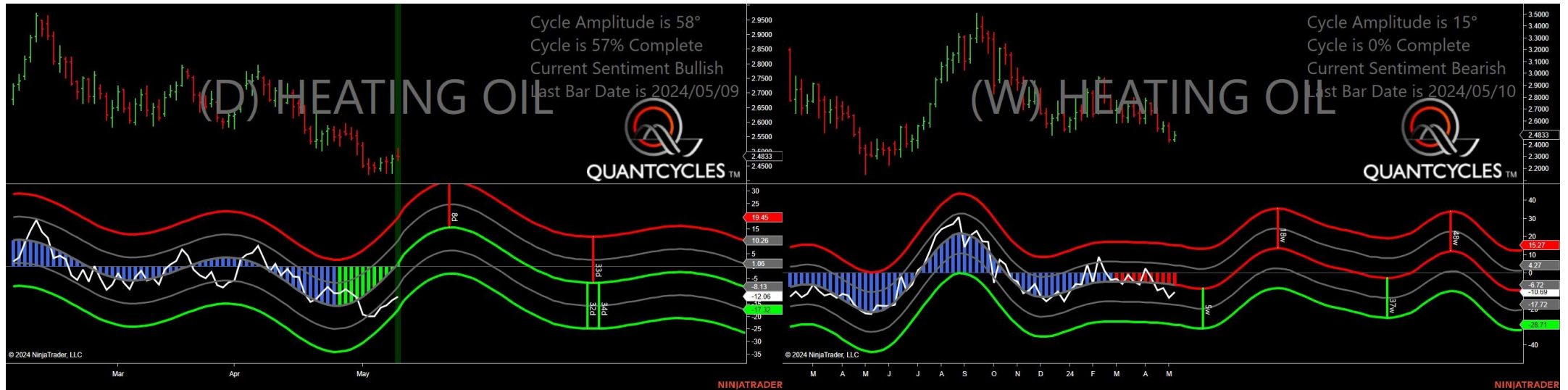
- Amplitude is 57° - Strong
- Direction Accuracy is 0%
- Market is at Resistance Extreme - Expect market consolidation Between \$99.3 and \$98.8

# Copper - Analysis Chart



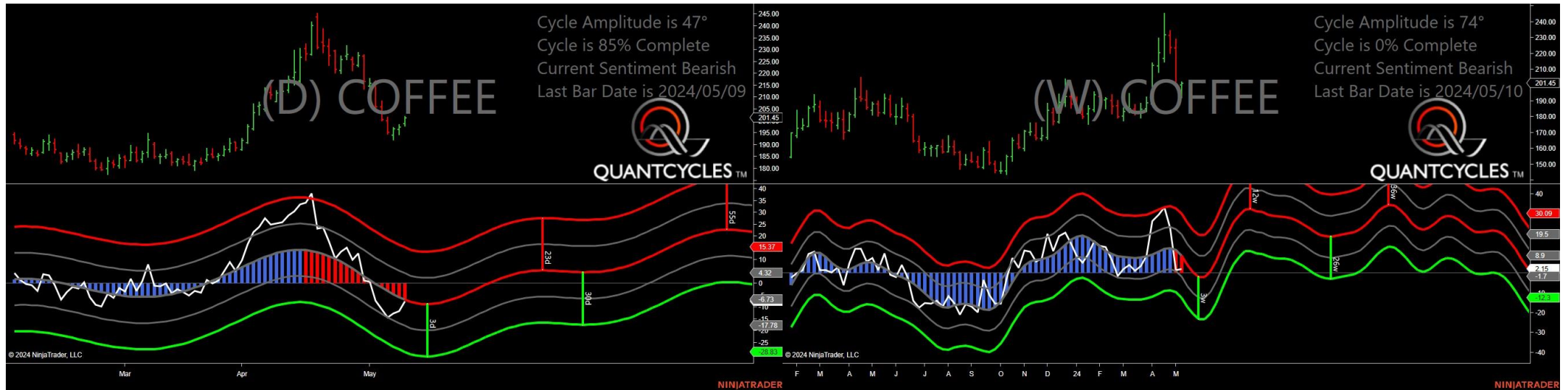
- Amplitude is 21° - Good
- Direction Accuracy is 0%
- Market is at Resistance Extreme - Expect market consolidation Between \$4.602 and \$4.6015

# Heating Oil - Analysis Chart



- Amplitude is 58° - Strong
- Direction Accuracy is 50%
- Market is at Support Extreme - Expect market consolidation Between \$2.4833 and \$2.4705

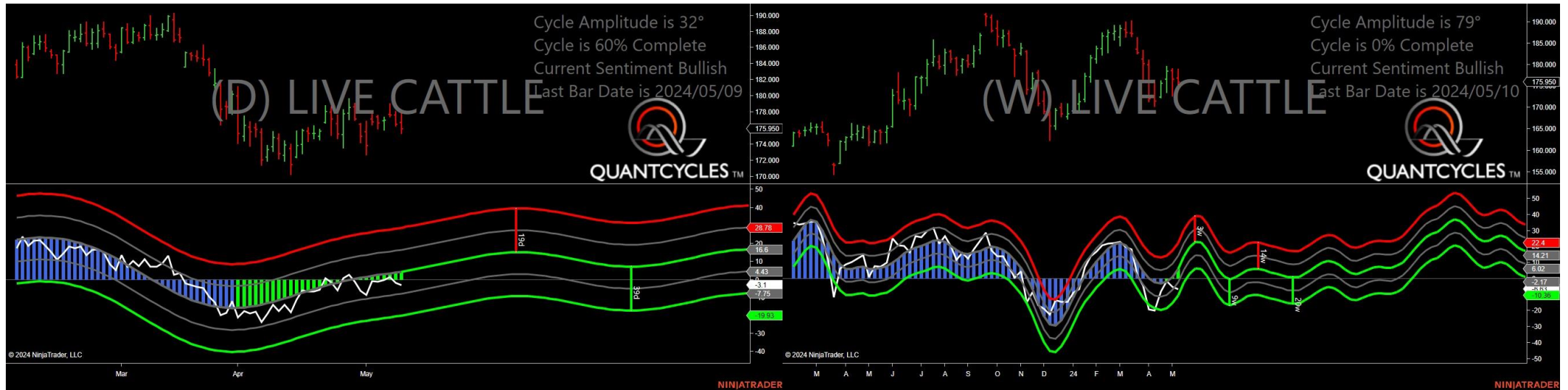
# Coffee - Analysis Chart



- Amplitude is 47° - Strong
- Direction Accuracy is 0%
- Market is at Resistance Extreme - Expect market consolidation Between \$201.9 and \$201.45



# Live Cattle - Analysis Chart



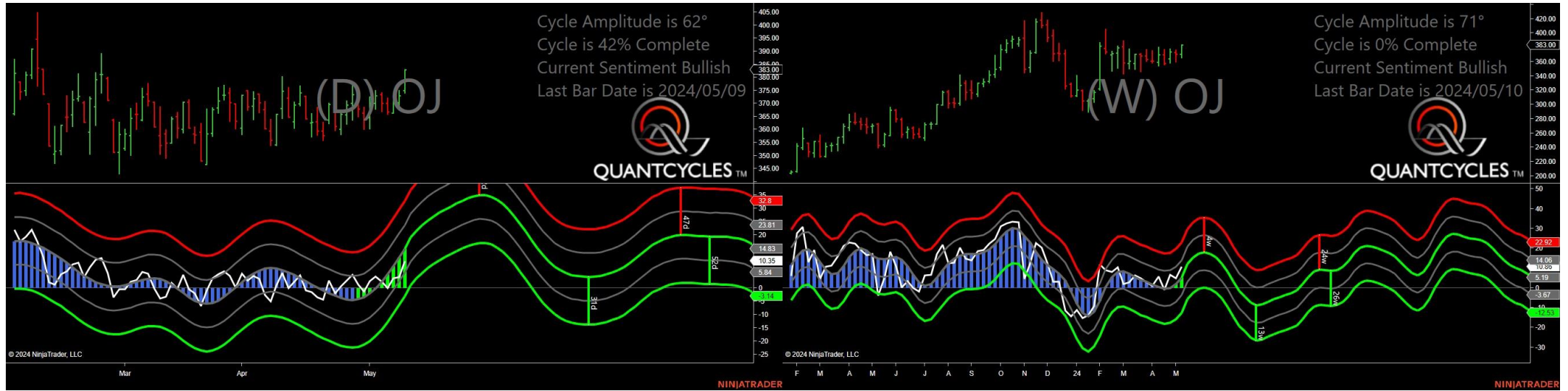
- Amplitude is 32° - Good
- Direction Accuracy is 50%
- Market is at Support Extreme - Expect market consolidation Between \$175.95 and \$175.375

# Natural Gas - Analysis Chart



- Amplitude is 34° - Good
- Direction Accuracy is 0%
- Market is at Resistance Extreme - Expect market consolidation Between \$2.316 and \$2.307

# Oranje Juice - Analysis Chart



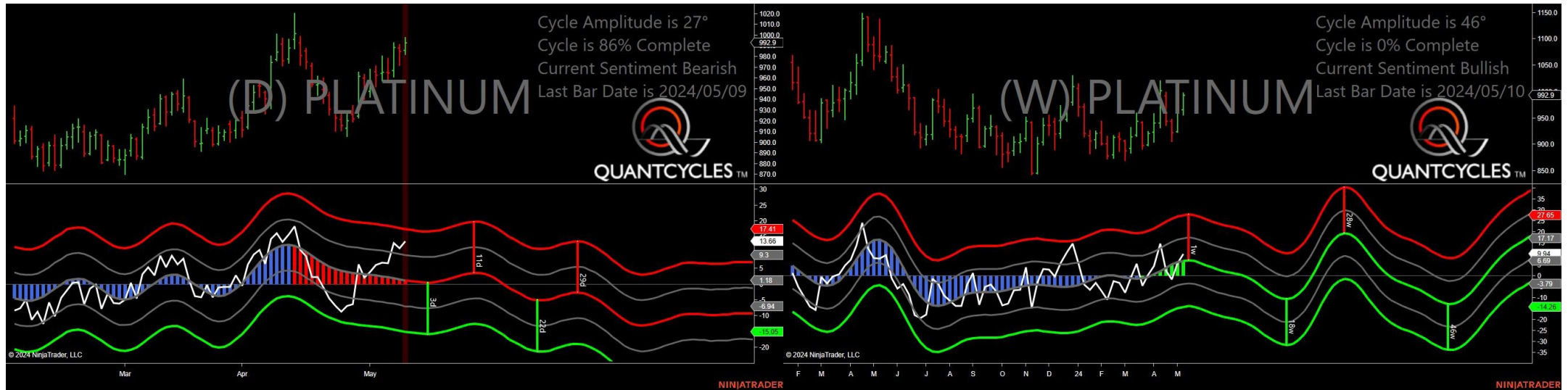
- Amplitude is 62° - Strong
- Direction Accuracy is 50%
- Market is at Support Extreme - Expect market consolidation Between \$374.9 and \$374.15

# Palladium - Analysis Chart



- Amplitude is 50° - Strong
- Direction Accuracy is 0%
- Market is at Resistance Extreme - Expect market consolidation Between \$979 and \$973

# Platinum - Analysis Chart



- Amplitude is 27° - Good
- Direction Accuracy is 0%
- Market is at Resistance Extreme - Expect market consolidation Between \$997.7 and \$992.9



# Unleaded Gas - Analysis Chart



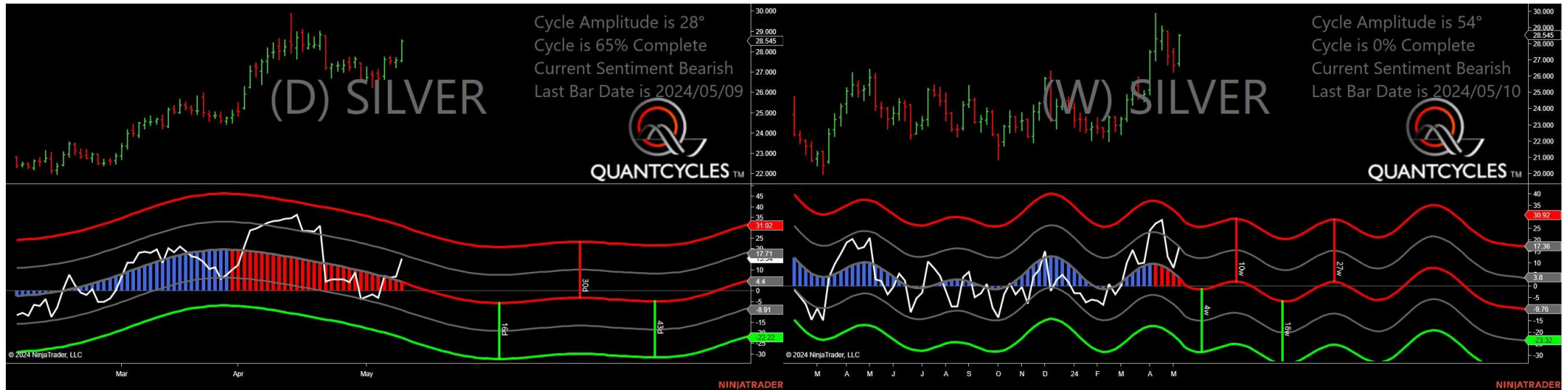
- Amplitude is 74° - Strong
- Direction Accuracy is 50%
- Market is at Support Extreme - Expect market consolidation Between \$2.5426 and \$2.5299

# Sugar - Analysis Chart



- Amplitude is 53° - Strong
- Direction Accuracy is 50%
- Market is at Support Extreme - Expect market consolidation Between \$19.58 and \$19.4

# Silver - Analysis Chart



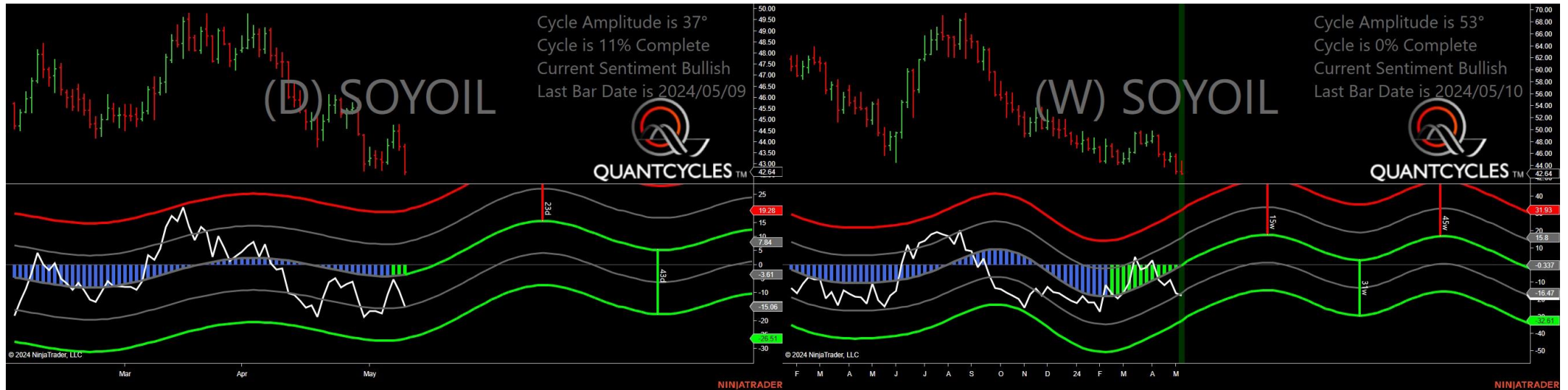
- Amplitude is 28° - Good
- Direction Accuracy is 0%
- Market is at Resistance Extreme - Expect market consolidation Between \$28.58 and \$28.545

# Corn - Analysis Chart



- Amplitude is 73° - Strong
- Direction Accuracy is 0%
- Market is at Resistance Extreme - Expect market consolidation Between \$462 and \$458.5

# Soybean Oil - Analysis Chart



- Amplitude is 37° - Good
- Direction Accuracy is 50%
- Market is at Support Extreme - Expect market consolidation Between \$42.64 and \$42.53



# Soybean Meal - Analysis Chart



- Amplitude is 28° - Good
- Direction Accuracy is 0%
- Market is at Resistance Extreme - Expect market consolidation Between \$382 and \$378.5

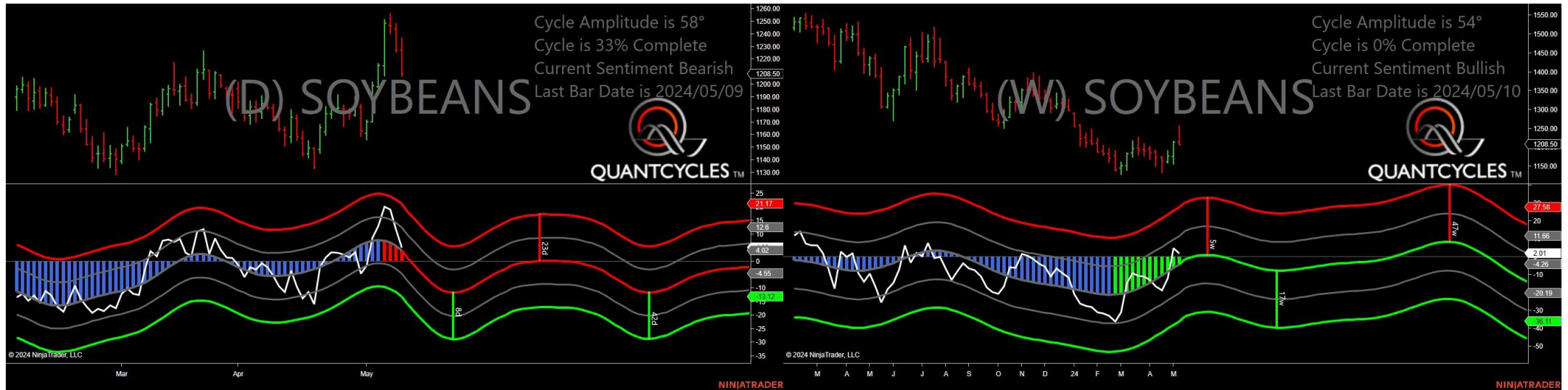


# Oats - Analysis Chart



- Amplitude is 34° - Good
- Direction Accuracy is 50%
- Market is at Support Extreme - Expect market consolidation Between \$392.5 and \$389.5

# Soybeans - Analysis Chart



- Amplitude is 58° - Strong
- Direction Accuracy is 0%
- Market is at Resistance Extreme - Expect market consolidation Between \$1236.75 and \$1227.75

# Wheat - Analysis Chart



- Amplitude is 63° - Strong
- Direction Accuracy is 0%
- Market is at Resistance Extreme - Expect market consolidation Between \$647.5 and \$637.5