



**QUANTCYCLES**

**COMMODITIES**

**OPPORTUNITIES & EXTREMES**

# About This Document

- This document contains two cyclical market patterns based on the QuantCycles Cycle Analysis Software
- **Cycle Continuation Opportunity** – These are defined as a deviation of the forecast direction that extend to the upper or lower extremes. There is a high probability that the market will return to the forecast direction within a projected time frame. A Dual Opportunity has a higher probability of returning to the forecast direction than a Single Opportunity.
  - Always look for market commonality. For example, if you're looking at a DOW30 stock to buy, does the index look positive as well?
  - As the market approaches the cycle forecast turning point, the probability of the market following that direction decays. This is indicated by the "Cycle Percent Complete" note at the top of the chart, as well as predicted duration dates
  - At an Opportunity, a strong market may continue to go against the forecast trend, therefore, we recommend waiting for confirmation of the turning point before acting on it.
  - If the Market has not returned to the direction of the cycle by the minimum expected cycle duration date, consider the cycle incorrect.
- **Cycle Extreme** – These are defined as a deviation of the forecast direction, but with a lessor probability of return to the forecast direction. A Dual Extreme is a stronger Support / Resistance than a Single Extreme.
  - The Cycle Continuation Opportunity information above applies here as well, but can be utilized more to take profits than to consider for entry
  - Indicates that a market is at or near a Cycle Support or Resistance.
  - There is a high probability of a market stall.

# Analysis Overview

- 1 Dual Extremes
- 6 Single Extremes
- 16 Analysis

# Cycle Extremes


## 1 Dual Extremes

- CC - Cocoa

- GC - Gold
- HG - Copper
- KC - Coffee
- OJ - Oranje Juice
- RB - Unleaded Gas
- ZW - Wheat


## 6 Single Extremes

# Cocoa - Dual Extreme




- Amplitude is 55° - Strong
- Direction Accuracy is 50%
- Market is at Support Extreme - Expect market consolidation Between \$7933 and \$7880

# Gold - Single Weekly Extreme




- Amplitude is 27° - Good
- Direction Accuracy is 0%
- Market is at Resistance Extreme - Expect market consolidation Between \$3124.4 and \$3116.2

# Copper - Single Weekly Extreme



- Amplitude is 27° - Good
- Direction Accuracy is 0%
- Market is at Resistance Extreme - Expect market consolidation Between \$5.1675 and \$5.1195


# Coffee - Single Daily Extreme



- Amplitude is 46° - Strong
- Direction Accuracy is 50%
- Market is at Support Extreme - Expect market consolidation Between \$379.95 and \$377.55




# Oranje Juice - Single Weekly Extreme




- Amplitude is 44° - Strong
- Direction Accuracy is 0%
- Market is at Resistance Extreme - Expect market consolidation Between \$248.6 and \$246.4

# Unleaded Gas - Single Weekly Extreme



- Amplitude is 22° - Good
- Direction Accuracy is 50%
- Market is at Support Extreme - Expect market consolidation Between \$2.2395 and \$2.233

# Wheat - Single Daily Extreme



- Amplitude is  $41^\circ$  - Strong
- Direction Accuracy is 50%
- Market is at Support Extreme - Expect market consolidation Between \$528.25 and \$517.5


# Analysis Charts

## 16 Charts

- CL - Crude Oil
- CT - Cotton
- GF - Feeder Cattle
- HE - Live Hogs
- HO - Heating Oil
- LE - Live Cattle
- NG - Natural Gas
- PA - Palladium
- PL - Platinum
- SB - Sugar
- SI - Silver
- ZC - Corn
- ZL - Soybean Oil
- ZM - Soybean Meal
- ZO - Oats
- ZS - Soybeans




# Cocoa - Analysis Chart




- Amplitude is 55° - Strong
- Direction Accuracy is 50%
- Market is at Support Extreme - Expect market consolidation Between \$7933 and \$7880

# Crude Oil - Analysis Chart



- Amplitude is 27° - Good
- Direction Accuracy is 50%
- Market is at Support Extreme - Expect market consolidation Between \$69.14 and \$68.87


# Cotton - Analysis Chart



- Amplitude is 27° - Good
- Direction Accuracy is 50%
- Market is at Support Extreme - Expect market consolidation Between \$66.9 and \$66.5




# Gold - Analysis Chart




- Amplitude is 27° - Good
- Direction Accuracy is 0%
- Market is at Resistance Extreme - Expect market consolidation Between \$3124.4 and \$3116.2

# Feeder Cattle - Analysis Chart




- Amplitude is 38° - Good
- Direction Accuracy is 0%
- Market is at Resistance Extreme - Expect market consolidation Between \$287.175 and \$286.35

# Live Hogs - Analysis Chart




- Amplitude is  $41^{\circ}$  - Strong
- Direction Accuracy is 50%
- Market is at Support Extreme - Expect market consolidation Between \$95.775 and \$95.625

# Copper - Analysis Chart




- Amplitude is 27° - Good
- Direction Accuracy is 0%
- Market is at Resistance Extreme - Expect market consolidation Between \$5.1675 and \$5.1195

# Heating Oil - Analysis Chart




- Amplitude is 42° - Strong
- Direction Accuracy is 50%
- Market is at Support Extreme - Expect market consolidation Between \$2.228 and \$2.2205

# Coffee - Analysis Chart




- Amplitude is 46° - Strong
- Direction Accuracy is 50%
- Market is at Support Extreme - Expect market consolidation Between \$379.95 and \$377.55

# Live Cattle - Analysis Chart



- Amplitude is 21° - Good
- Direction Accuracy is 50%
- Market is at Support Extreme - Expect market consolidation Between \$204.85 and \$204.475


# Natural Gas - Analysis Chart



- Amplitude is 19° - Weak
- Direction Accuracy is 0%
- Market is at Resistance Extreme - Expect market consolidation Between \$4.097 and \$4.094




# Oranje Juice - Analysis Chart




- Amplitude is 44° - Strong
- Direction Accuracy is 0%
- Market is at Resistance Extreme - Expect market consolidation Between \$248.6 and \$246.4

# Palladium - Analysis Chart




- Amplitude is 0° - Weak
- Direction Accuracy is 50%
- Market is at Support Extreme - Expect market consolidation Between \$981.5 and \$972

# Platinum - Analysis Chart




- Amplitude is 43° - Strong
- Direction Accuracy is 0%
- Market is at Resistance Extreme - Expect market consolidation Between \$1012 and \$1005.8

# Unleaded Gas - Analysis Chart




- Amplitude is 22° - Good
- Direction Accuracy is 50%
- Market is at Support Extreme - Expect market consolidation Between \$2.2395 and \$2.233

# Sugar - Analysis Chart




- Amplitude is 28° - Good
- Direction Accuracy is 50%
- Market is at Support Extreme - Expect market consolidation Between \$18.96 and \$18.91

# Silver - Analysis Chart




- Amplitude is 31° - Good
- Direction Accuracy is 0%
- Market is at Resistance Extreme - Expect market consolidation Between \$35.495 and \$35.325

# Corn - Analysis Chart



- Amplitude is 23° - Good
- Direction Accuracy is 0%
- Market is at Resistance Extreme - Expect market consolidation Between \$454 and \$453.25


# Soybean Oil - Analysis Chart



- Amplitude is 23° - Good
- Direction Accuracy is 50%
- Market is at Support Extreme - Expect market consolidation Between \$44.34 and \$43.91




# Soybean Meal - Analysis Chart




- Amplitude is 20° - Weak
- Direction Accuracy is 0%
- Market is at Resistance Extreme - Expect market consolidation Between \$294.7 and \$294.1

# Oats - Analysis Chart




- Amplitude is 16° - Weak
- Direction Accuracy is 0%
- Market is at Resistance Extreme - Expect market consolidation Between \$358.25 and \$358.25

# Soybeans - Analysis Chart



- Amplitude is 7° - Weak
- Direction Accuracy is 0%
- Market is at Resistance Extreme - Expect market consolidation Between \$1023.5 and \$1023

# Wheat - Analysis Chart



- Amplitude is  $41^{\circ}$  - Strong
- Direction Accuracy is 50%
- Market is at Support Extreme - Expect market consolidation Between \$528.25 and \$517.5