

QUANTCYCLES

COMMODITIES

OPPORTUNITIES & EXTREMES

About This Document

- This document contains two cyclical market patterns based on the QuantCycles Cycle Analysis Software
 - **Cycle Continuation Opportunity** – These are defined as a deviation of the forecast direction that extend to the upper or lower extremes. There is a high probability that the market will return to the forecast direction within a projected time frame. A Dual Opportunity has a higher probability of returning to the forecast direction than a Single Opportunity.
 - Always look for market commonality. For example, if you're looking at a DOW30 stock to buy, does the index look positive as well?
 - As the market approaches the cycle forecast turning point, the probability of the market following that direction decays. This is indicated by the "Cycle Percent Complete" note at the top of the chart, as well as predicted duration dates
 - At an Opportunity, a strong market may continue to go against the forecast trend, therefore, we recommend waiting for confirmation of the turning point before acting on it.
 - If the Market has not returned to the direction of the cycle by the minimum expected cycle duration date, consider the cycle incorrect.
 - **Cycle Extreme** – These are defined as a deviation of the forecast direction, but with a lessor probability of return to the forecast direction. A Dual Extreme is a stronger Support / Resistance than a Single Extreme.
 - The Cycle Continuation Opportunity information above applies here as well, but can be utilized more to take profits than to consider for entry
 - Indicates that a market is at or near a Cycle Support or Resistance.
 - There is a high probability of a market stall.

Analysis Overview

- 2 Dual Extremes
- 7 Single Extremes
- 14 Analysis

Cycle Extremes


2 Dual Extremes

- HG - Copper
- PA - Palladium

7 Single Extremes


- HE - Live Hogs
- HO - Heating Oil
- NG - Natural Gas
- OJ - Oranje Juice
- PL - Platinum
- SI - Silver
- ZL - Soybean Oil

Copper - Dual Extreme




- Amplitude is 20° - Weak
- Direction Accuracy is 0%
- Market is at Resistance Extreme - Expect market consolidation Between \$5.6685 and \$5.6355

Palladium - Dual Extreme




- Amplitude is 70° - Strong
- Direction Accuracy is 0%
- Market is at Resistance Extreme - Expect market consolidation Between \$1323.5 and \$1302

Live Hogs - Single Daily Extreme




- Amplitude is 60° - Strong
- Direction Accuracy is 0%
- Market is at Resistance Extreme - Expect market consolidation Between \$107.425 and \$107.35

Heating Oil - Single Daily Extreme




- Amplitude is 44° - Strong
- Direction Accuracy is 0%
- Market is at Resistance Extreme - Expect market consolidation Between \$2.5128 and \$2.4941

Natural Gas - Single Weekly Extreme




- Amplitude is 5° - Weak
- Direction Accuracy is 50%
- Market is at Support Extreme - Expect market consolidation Between \$3.316 and \$3.287

Oranje Juice - Single Daily Extreme




- Amplitude is 64° - Strong
- Direction Accuracy is 0%
- Market is at Resistance Extreme - Expect market consolidation Between \$327.7 and \$327.3

Platinum - Single Weekly Extreme




- Amplitude is 15° - Weak
- Direction Accuracy is 0%
- Market is at Resistance Extreme - Expect market consolidation Between \$1511.4 and \$1492.1

Silver - Single Weekly Extreme



- Amplitude is 25° - Good
- Direction Accuracy is 0%
- Market is at Resistance Extreme - Expect market consolidation Between \$39.38 and \$39.26

Soybean Oil - Single Weekly Extreme




- Amplitude is 19° - Weak
- Direction Accuracy is 50%
- Market is at Support Extreme - Expect market consolidation Between \$55.94 and \$55

Analysis Charts

14 Charts


- CC - Cocoa
- CL - Crude Oil
- CT - Cotton
- GC - Gold
- GF - Feeder Cattle
- KC - Coffee
- LE - Live Cattle
- RB - Unleaded Gas
- SB - Sugar
- ZC - Corn
- ZM - Soybean Meal
- ZO - Oats
- ZS - Soybeans
- ZW - Wheat

Cocoa - Analysis Chart




- Amplitude is 29° - Good
- Direction Accuracy is 0%
- Market is at Resistance Extreme - Expect market consolidation Between \$8234 and \$8156

Crude Oil - Analysis Chart




- Amplitude is 9° - Weak
- Direction Accuracy is 50%
- Market is at Support Extreme - Expect market consolidation Between \$65.75 and \$65.2

Cotton - Analysis Chart




- Amplitude is 22° - Good
- Direction Accuracy is 0%
- Market is at Resistance Extreme - Expect market consolidation Between \$68.88 and \$68.74

Gold - Analysis Chart




- Amplitude is 37° - Good
- Direction Accuracy is 50%
- Market is at Support Extreme - Expect market consolidation Between \$3355.6 and \$3351

Feeder Cattle - Analysis Chart




- Amplitude is 15° - Weak
- Direction Accuracy is 50%
- Market is at Support Extreme - Expect market consolidation Between \$324.85 and \$323.75

Live Hogs - Analysis Chart




- Amplitude is 60° - Strong
- Direction Accuracy is 0%
- Market is at Resistance Extreme - Expect market consolidation Between \$107.425 and \$107.35

Copper - Analysis Chart




- Amplitude is 20° - Weak
- Direction Accuracy is 0%
- Market is at Resistance Extreme - Expect market consolidation Between \$5.6685 and \$5.6355

Heating Oil - Analysis Chart




- Amplitude is 44° - Strong
- Direction Accuracy is 0%
- Market is at Resistance Extreme - Expect market consolidation Between \$2.5128 and \$2.4941

Coffee - Analysis Chart




- Amplitude is 39° - Good
- Direction Accuracy is 50%
- Market is at Support Extreme - Expect market consolidation Between \$291.95 and \$290.8

Live Cattle - Analysis Chart




- Amplitude is 41° - Strong
- Direction Accuracy is 50%
- Market is at Support Extreme - Expect market consolidation Between \$219.825 and \$219.1

Natural Gas - Analysis Chart




- Amplitude is 5° - Weak
- Direction Accuracy is 50%
- Market is at Support Extreme - Expect market consolidation Between \$3.316 and \$3.287

Oranje Juice - Analysis Chart




- Amplitude is 64° - Strong
- Direction Accuracy is 0%
- Market is at Resistance Extreme - Expect market consolidation Between \$327.7 and \$327.3

Palladium - Analysis Chart




- Amplitude is 70° - Strong
- Direction Accuracy is 0%
- Market is at Resistance Extreme - Expect market consolidation Between \$1323.5 and \$1302

Platinum - Analysis Chart




- Amplitude is 15° - Weak
- Direction Accuracy is 0%
- Market is at Resistance Extreme - Expect market consolidation Between \$1511.4 and \$1492.1

Unleaded Gas - Analysis Chart




- Amplitude is 46° - Strong
- Direction Accuracy is 0%
- Market is at Resistance Extreme - Expect market consolidation Between \$2.1513 and \$2.1455

Sugar - Analysis Chart




- Amplitude is 22° - Good
- Direction Accuracy is 50%
- Market is at Support Extreme - Expect market consolidation Between \$16.37 and \$16.35

Silver - Analysis Chart




- Amplitude is 25° - Good
- Direction Accuracy is 0%
- Market is at Resistance Extreme - Expect market consolidation Between \$39.38 and \$39.26

Corn - Analysis Chart




- Amplitude is 37° - Good
- Direction Accuracy is 50%
- Market is at Support Extreme - Expect market consolidation Between \$403.75 and \$400.25

Soybean Oil - Analysis Chart




- Amplitude is 19° - Weak
- Direction Accuracy is 50%
- Market is at Support Extreme - Expect market consolidation Between \$55.94 and \$55

Soybean Meal - Analysis Chart




- Amplitude is 30° - Good
- Direction Accuracy is 50%
- Market is at Support Extreme - Expect market consolidation Between \$270.5 and \$269.4

Oats - Analysis Chart




- Amplitude is 15° - Weak
- Direction Accuracy is 0%
- Market is at Resistance Extreme - Expect market consolidation Between \$366.5 and \$365

Soybeans - Analysis Chart



- Amplitude is 59° - Strong
- Direction Accuracy is 50%
- Market is at Support Extreme - Expect market consolidation Between \$1015 and \$1011.5

Wheat - Analysis Chart



- Amplitude is 26° - Good
- Direction Accuracy is 0%
- Market is at Resistance Extreme - Expect market consolidation Between \$549.5 and \$546