

QUANTCYCLES

FOREX

OPPORTUNITIES & EXTREMES

About This Document

- This document contains two cyclical market patterns based on the QuantCycles Cycle Analysis Software
- **Cycle Continuation Opportunity** – These are defined as a deviation of the forecast direction that extend to the upper or lower extremes. There is a high probability that the market will return to the forecast direction within a projected time frame. A Dual Opportunity has a higher probability of returning to the forecast direction than a Single Opportunity.
 - Always look for market commonality. For example, if you're looking at a DOW30 stock to buy, does the index look positive as well?
 - As the market approaches the cycle forecast turning point, the probability of the market following that direction decays. This is indicated by the "Cycle Percent Complete" note at the top of the chart, as well as predicted duration dates
 - At an Opportunity, a strong market may continue to go against the forecast trend, therefore, we recommend waiting for confirmation of the turning point before acting on it.
 - If the Market has not returned to the direction of the cycle by the minimum expected cycle duration date, consider the cycle incorrect.
- **Cycle Extreme** – These are defined as a deviation of the forecast direction, but with a lessor probability of return to the forecast direction. A Dual Extreme is a stronger Support / Resistance than a Single Extreme.
 - The Cycle Continuation Opportunity information above applies here as well, but can be utilized more to take profits than to consider for entry
 - Indicates that a market is at or near a Cycle Support or Resistance.
 - There is a high probability of a market stall.

Analysis Overview

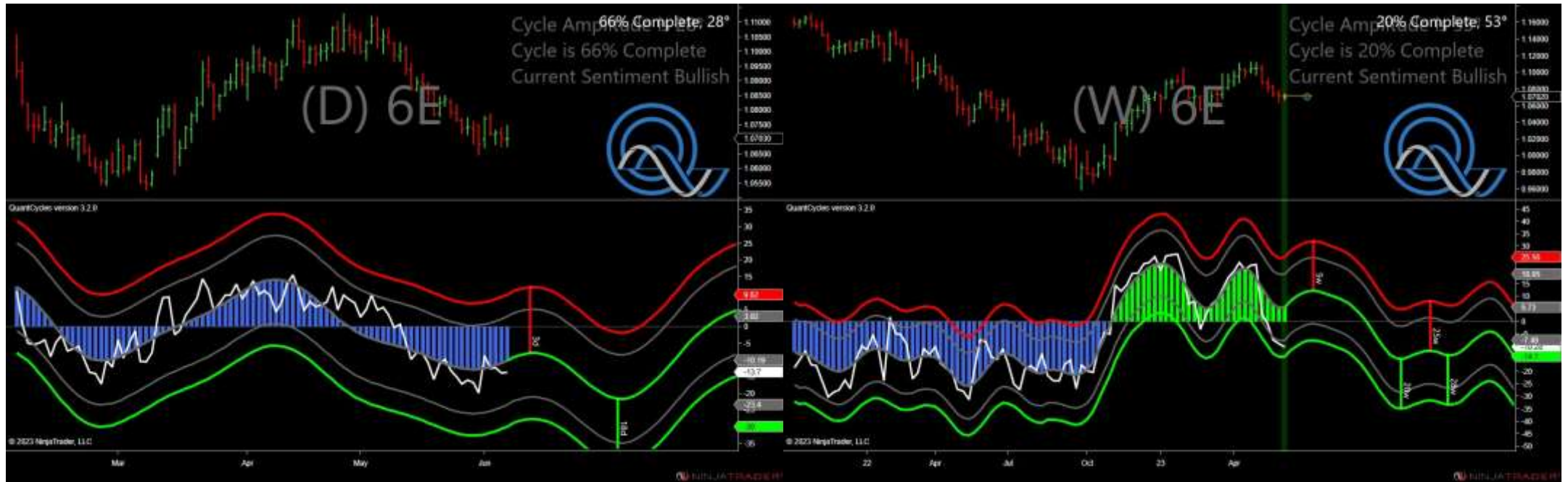
- 1 Single Extremes
- 5 Analysis

Cycle Extremes

1 Single Extremes

- 6E - Euro FX Futures

Euro FX Futures - Single Weekly Extreme



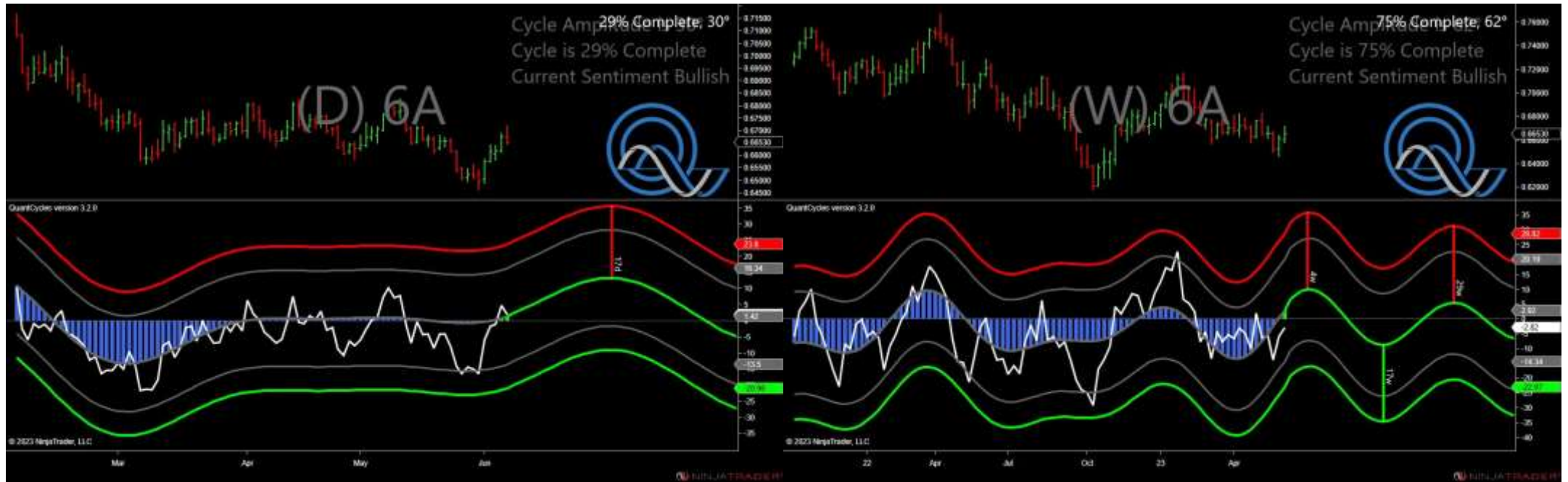
- Amplitude is 28° - Good
- Direction Accuracy is 56.8%
- Market is at Support Extreme - Expect market consolidation Between \$1.0701 and \$1.06755

Analysis Charts

5 Charts

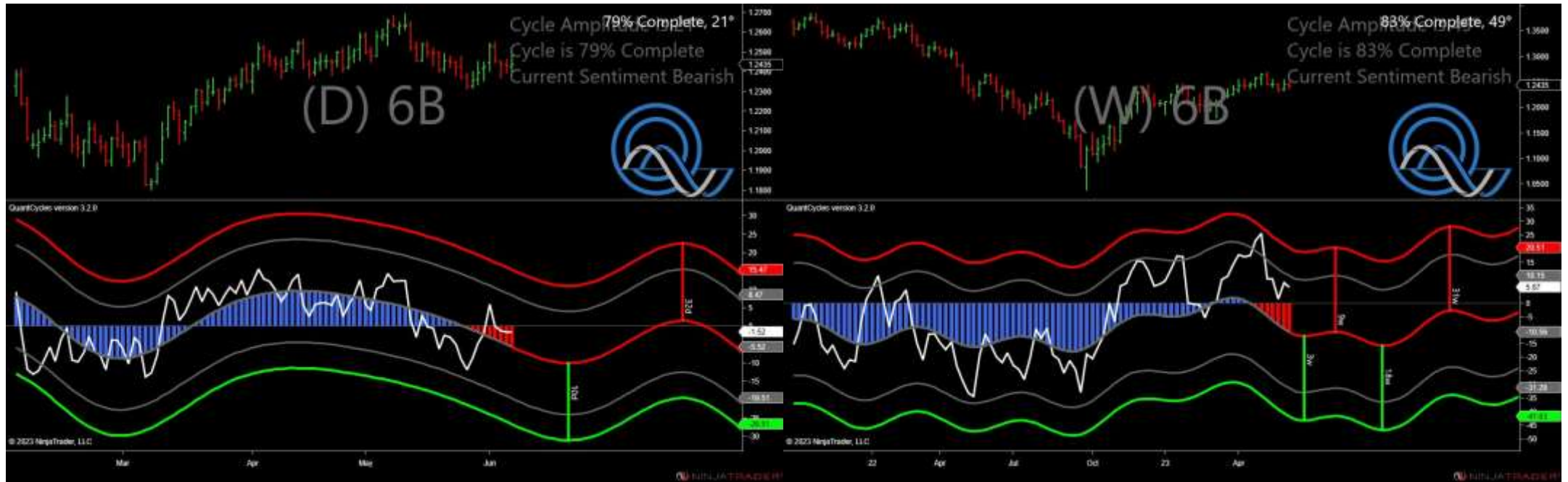
- **6A - Australian Dollar Futures**
- **6B - British Pound Futures**
- **6C - Canadian Dollar Futures**
- **6J - Japanese Yen Futures**
- **6S - Swiss Franc Futures**

Australian Dollar Futures - Analysis Chart



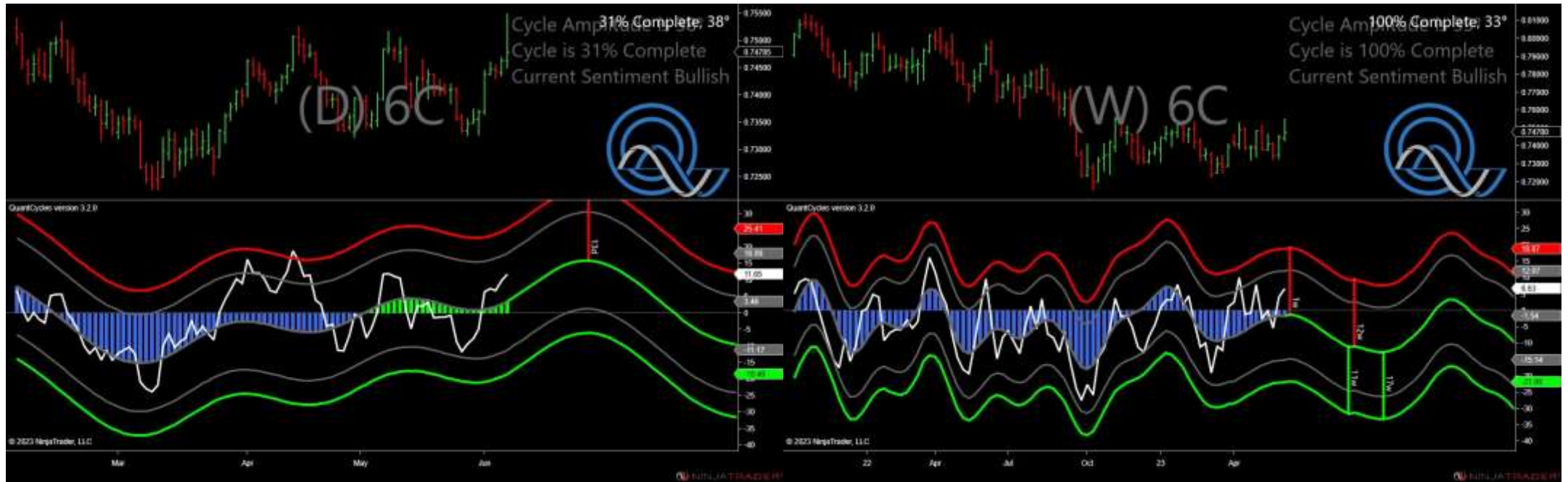
- Amplitude is 30° - Good
- Direction Accuracy is 55.6%
- Market is at Support Extreme - Expect market consolidation Between \$0.66535 and \$0.66445

British Pound Futures - Analysis Chart



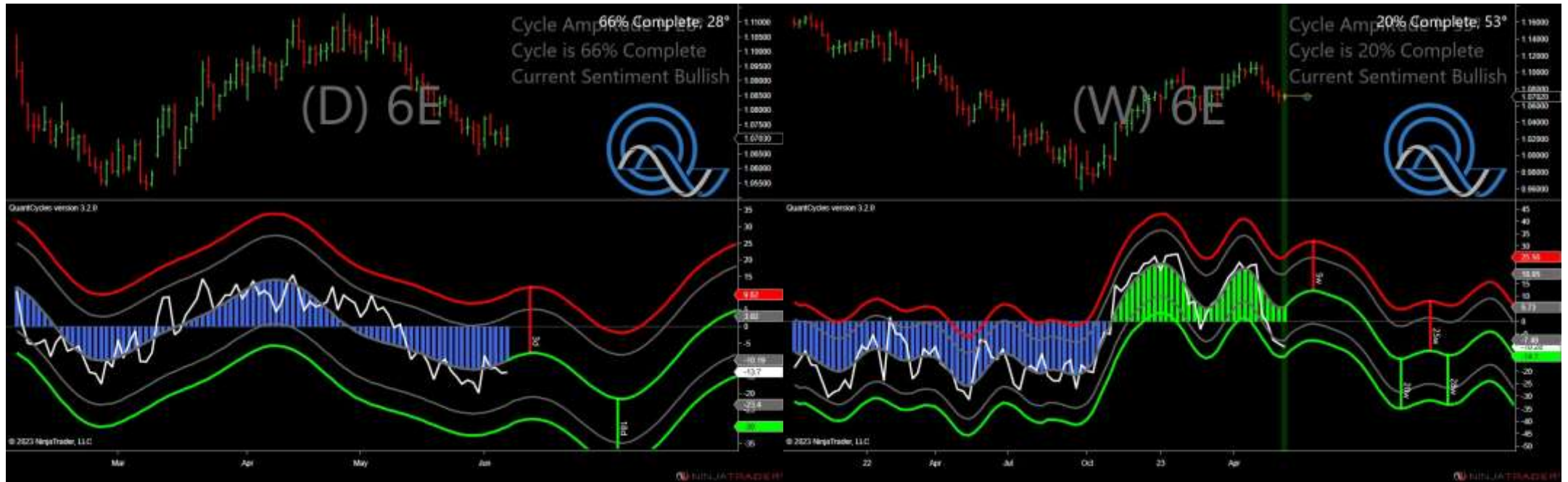
- Amplitude is 21° - Good
- Direction Accuracy is 82.7%
- Market is at Resistance Extreme - Expect market consolidation Between \$1.2505 and \$1.2435

Canadian Dollar Futures - Analysis Chart



- Amplitude is 38° - Good
- Direction Accuracy is 69.9%
- Market is at Support Extreme - Expect market consolidation Between \$0.7464 and \$0.745

Euro FX Futures - Analysis Chart



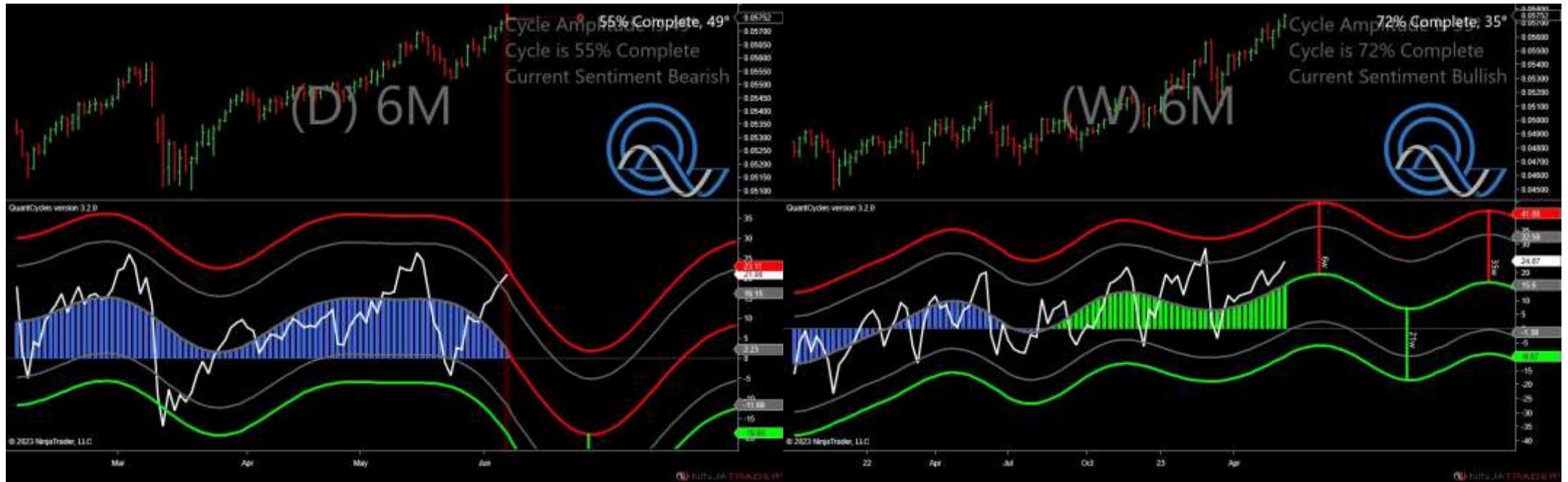
- Amplitude is 28° - Good
- Direction Accuracy is 56.8%
- Market is at Support Extreme - Expect market consolidation Between \$1.0701 and \$1.06755

Japanese Yen Futures - Analysis Chart



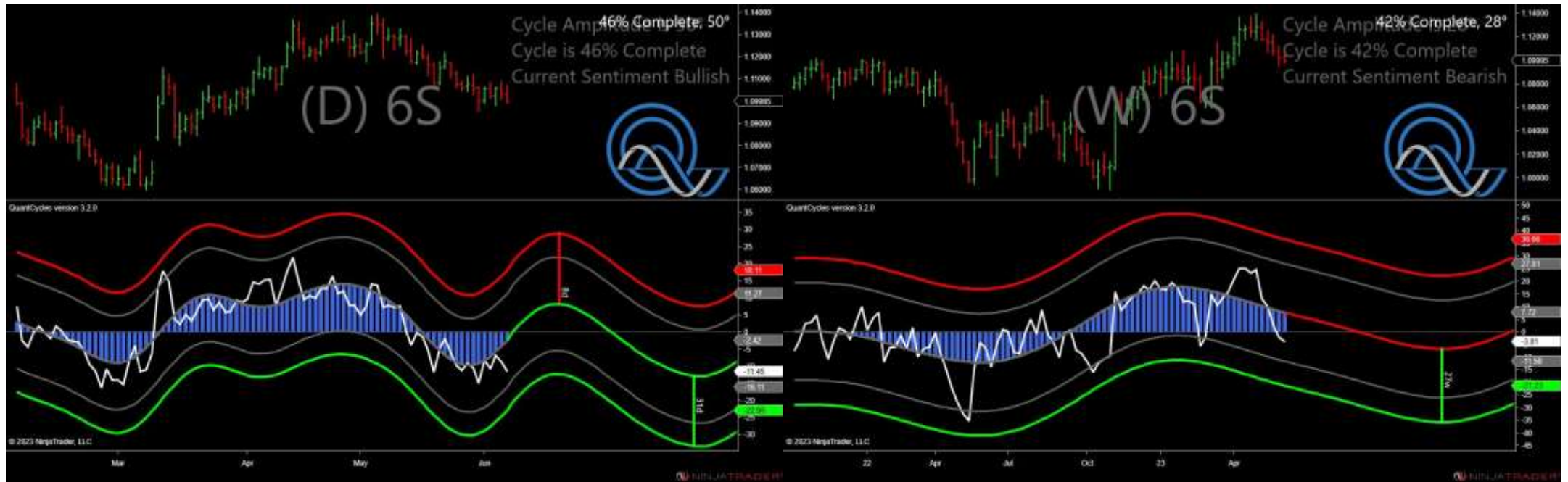
- Amplitude is 8° - Weak
- Direction Accuracy is 77.6%
- Market is at Resistance Extreme - Expect market consolidation Between \$0.0072055 and \$0.007173

Mexican Peso Futures - Analysis Chart



- Amplitude is 49° - Strong
- Direction Accuracy is 79.3%
- Market is at Resistance Extreme - Expect market consolidation Between \$0.05766 and \$0.05752

Swiss Franc Futures - Analysis Chart



- Amplitude is 50° - Strong
- Direction Accuracy is 53.5%
- Market is at Support Extreme - Expect market consolidation Between \$1.09995 and \$1.0994