



QUANTCYCLES

FOREX

OPPORTUNITIES & EXTREMES

About This Document

- This document contains two cyclical market patterns based on the QuantCycles Cycle Analysis Software
- **Cycle Continuation Opportunity** – These are defined as a deviation of the forecast direction that extend to the upper or lower extremes. There is a high probability that the market will return to the forecast direction within a projected time frame. A Dual Opportunity has a higher probability of returning to the forecast direction than a Single Opportunity.
 - Always look for market commonality. For example, if you're looking at a DOW30 stock to buy, does the index look positive as well?
 - As the market approaches the cycle forecast turning point, the probability of the market following that direction decays. This is indicated by the "Cycle Percent Complete" note at the top of the chart, as well as predicted duration dates
 - At an Opportunity, a strong market may continue to go against the forecast trend, therefore, we recommend waiting for confirmation of the turning point before acting on it.
 - If the Market has not returned to the direction of the cycle by the minimum expected cycle duration date, consider the cycle incorrect.
- **Cycle Extreme** – These are defined as a deviation of the forecast direction, but with a lessor probability of return to the forecast direction. A Dual Extreme is a stronger Support / Resistance than a Single Extreme.
 - The Cycle Continuation Opportunity information above applies here as well, but can be utilized more to take profits than to consider for entry
 - Indicates that a market is at or near a Cycle Support or Resistance.
 - There is a high probability of a market stall.

Analysis Overview

- 1 Dual Extremes
- 2 Single Extremes
- 4 Analysis

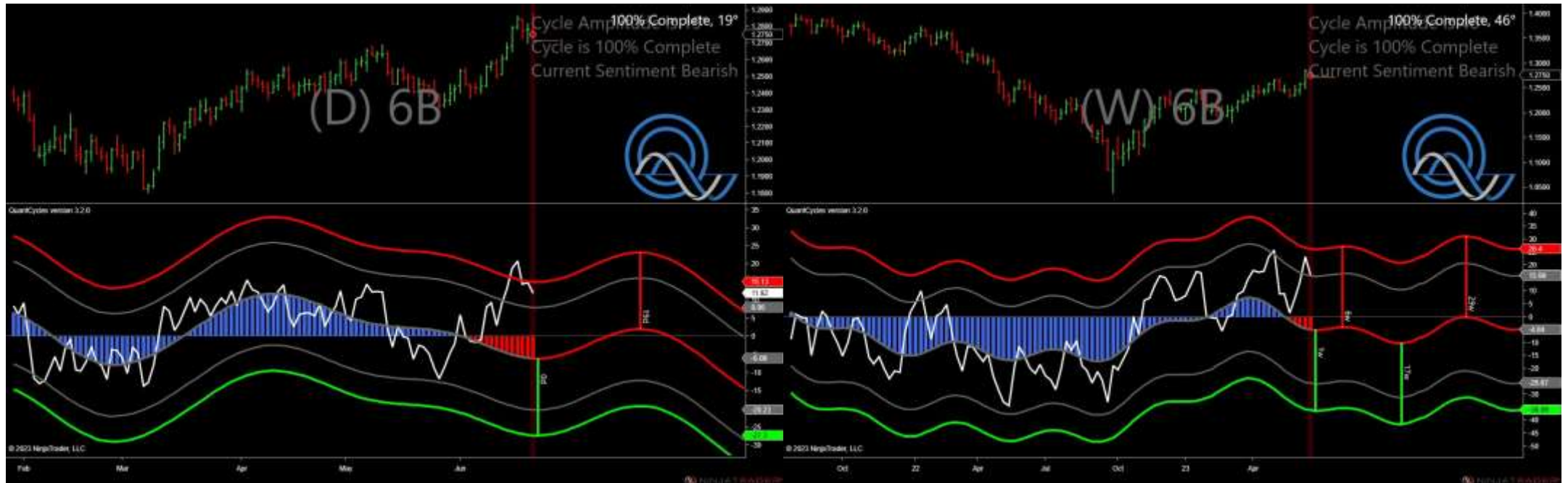
Cycle Extremes

1 Dual Extremes

2 Single Extremes

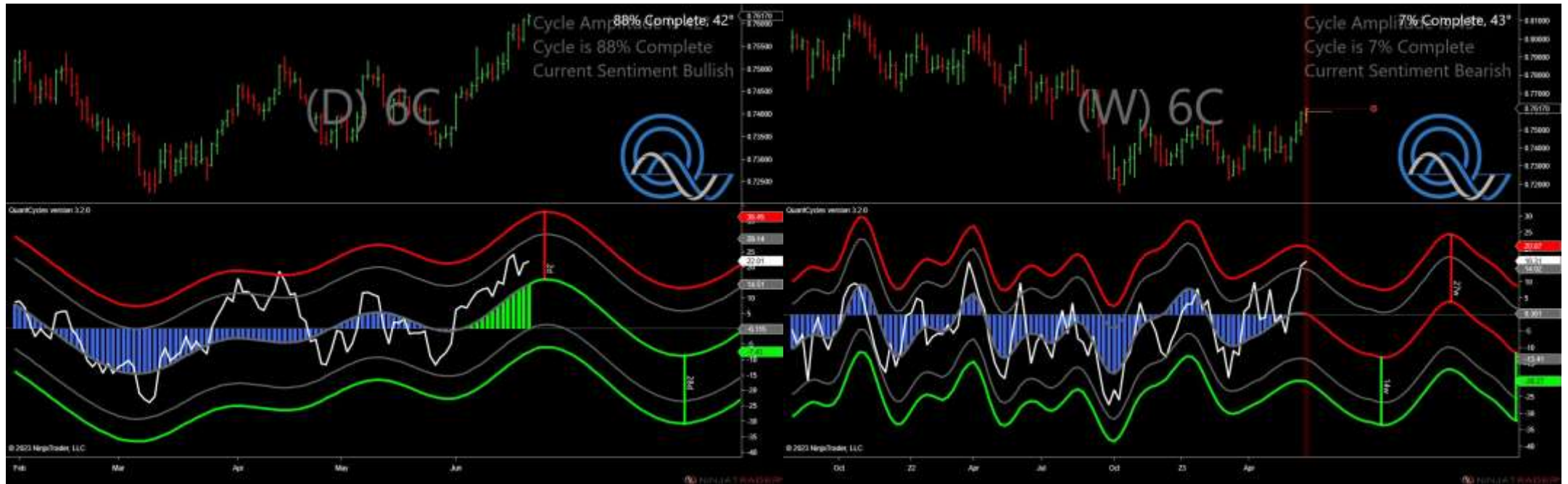
- 6B - British Pound Futures
- 6C - Canadian Dollar Futures
- 6E - Euro FX Futures

British Pound Futures - Dual Extreme



- Amplitude is 19° - Weak
- Direction Accuracy is 75.2%
- Market is at Resistance Extreme - Expect market consolidation Between \$1.2874 and \$1.2779

Canadian Dollar Futures - Single Weekly Extreme



- Amplitude is 42° - Strong
- Direction Accuracy is 78.4%
- Market is at Support Extreme - Expect market consolidation Between \$0.76065 and \$0.7598

Euro FX Futures - Single Daily Extreme



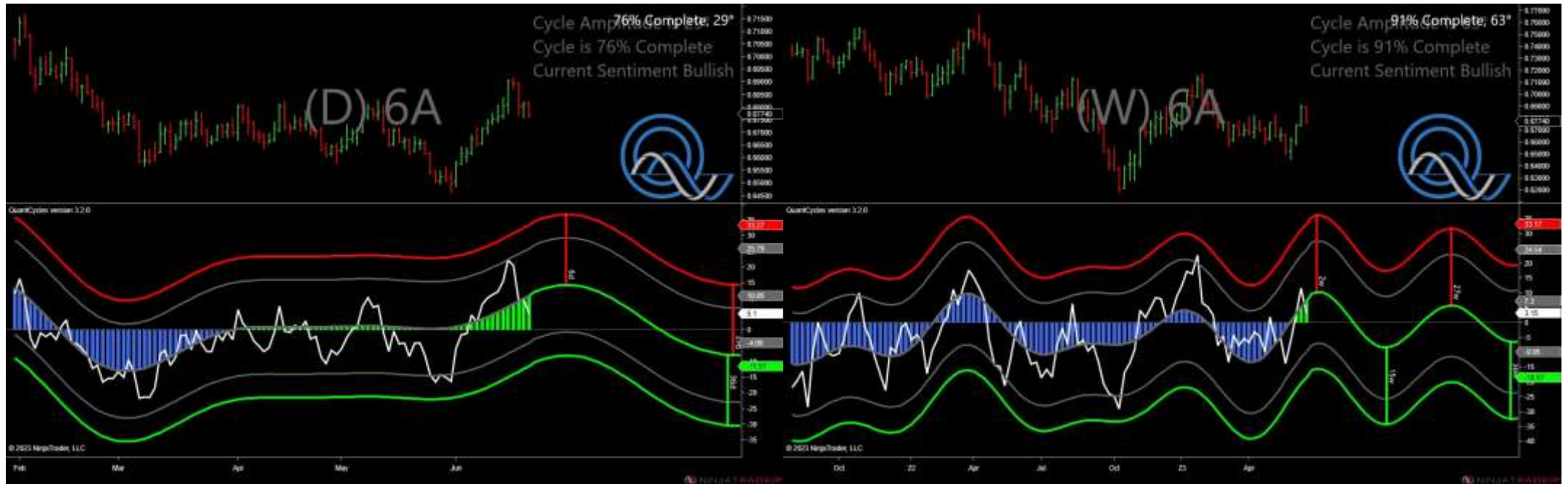
- Amplitude is 50° - Strong
- Direction Accuracy is 36.2%
- Market is at Resistance Extreme - Expect market consolidation Between \$1.10615 and \$1.10355

Analysis Charts

4 Charts

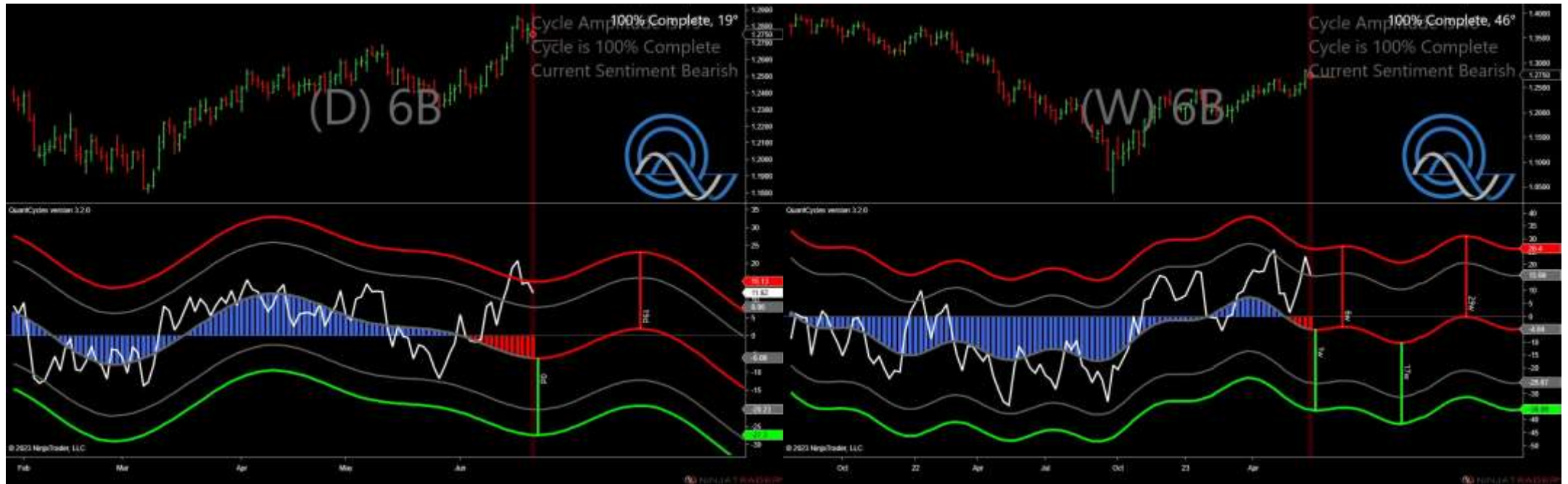
- **6A - Australian Dollar Futures**
- **6J - Japanese Yen Futures**
- **6M - Mexican Peso Futures**
- **6S - Swiss Franc Futures**

Australian Dollar Futures - Analysis Chart



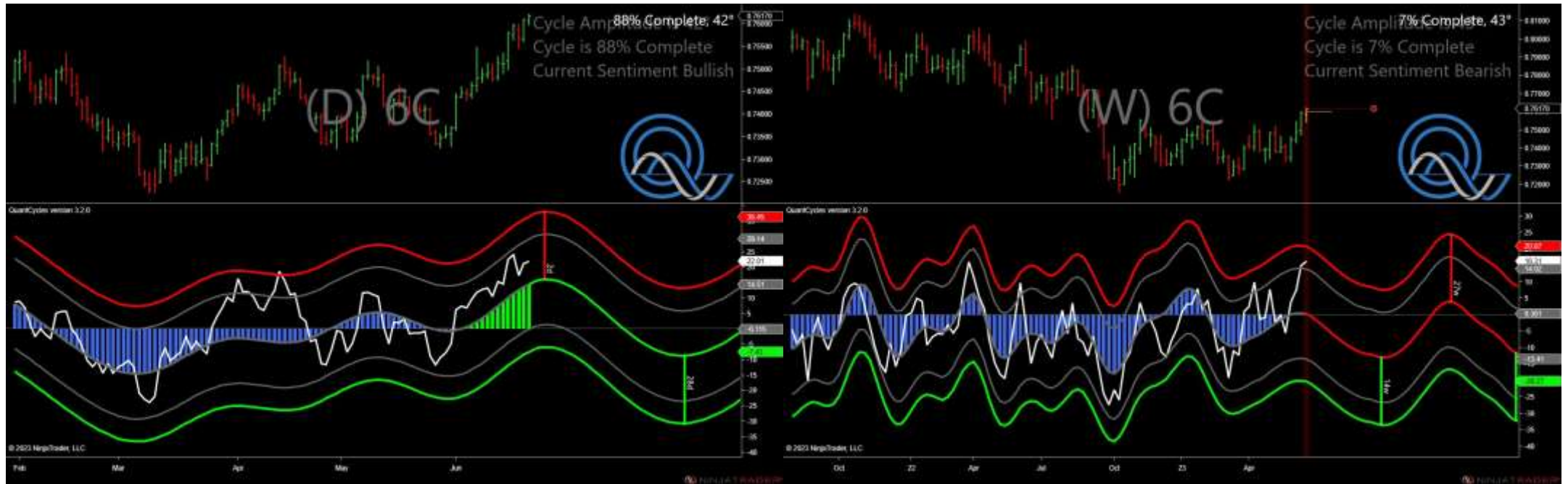
- Amplitude is 29° - Good
- Direction Accuracy is 73.1%
- Market is at Support Extreme - Expect market consolidation Between \$0.6774 and \$0.67605

British Pound Futures - Analysis Chart



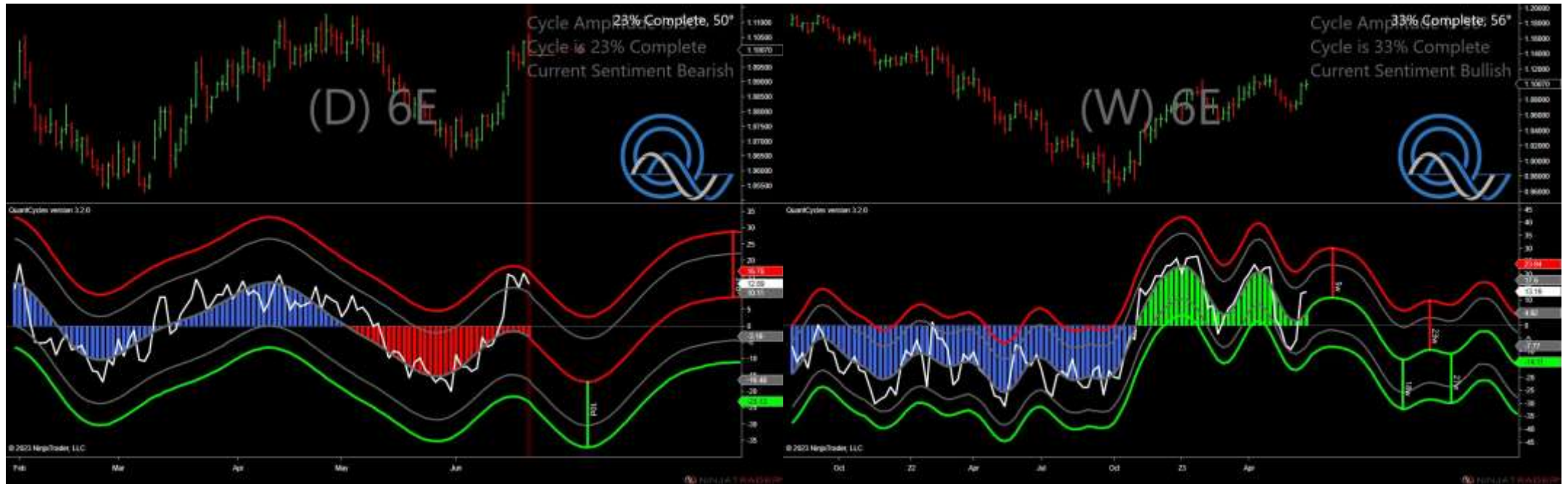
- Amplitude is 19° - Weak
- Direction Accuracy is 75.2%
- Market is at Resistance Extreme - Expect market consolidation Between \$1.2874 and \$1.2779

Canadian Dollar Futures - Analysis Chart



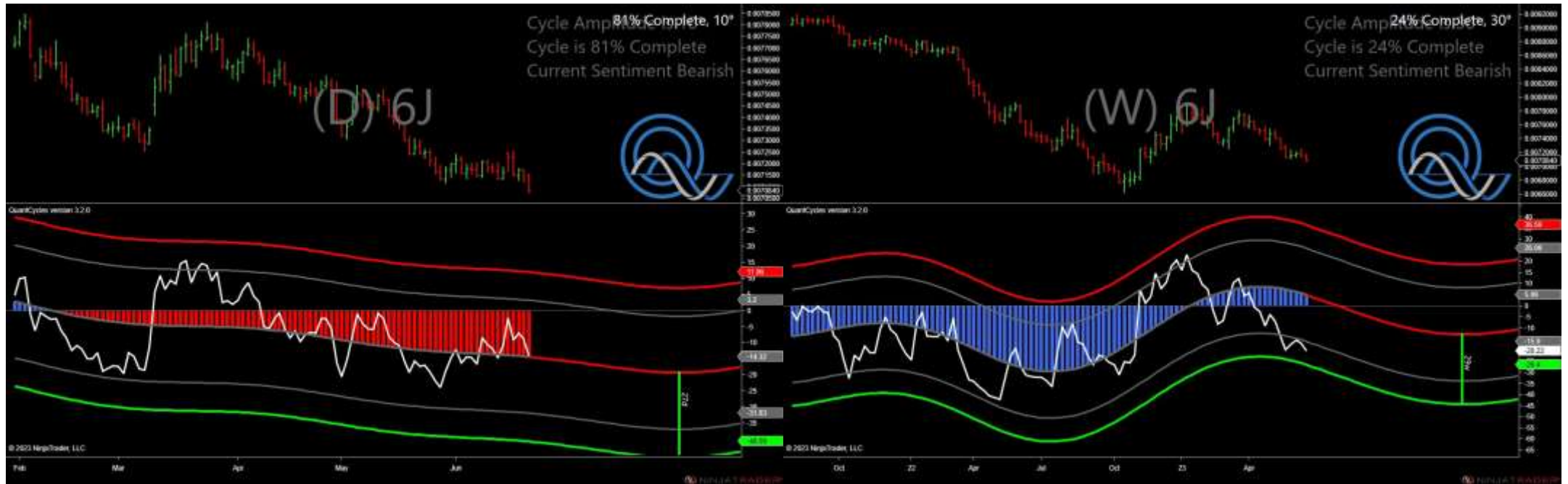
- Amplitude is 42° - Strong
- Direction Accuracy is 78.4%
- Market is at Support Extreme - Expect market consolidation Between \$0.76065 and \$0.7598

Euro FX Futures - Analysis Chart



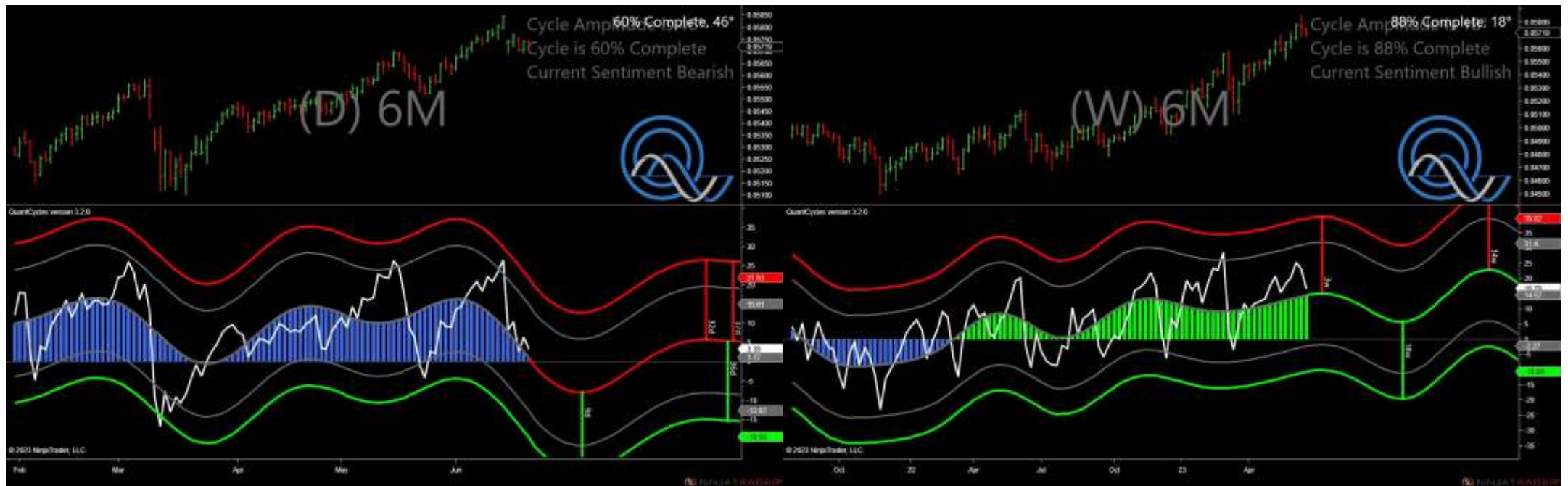
- Amplitude is 50° - Strong
- Direction Accuracy is 36.2%
- Market is at Resistance Extreme - Expect market consolidation Between \$1.10615 and \$1.10355

Japanese Yen Futures - Analysis Chart



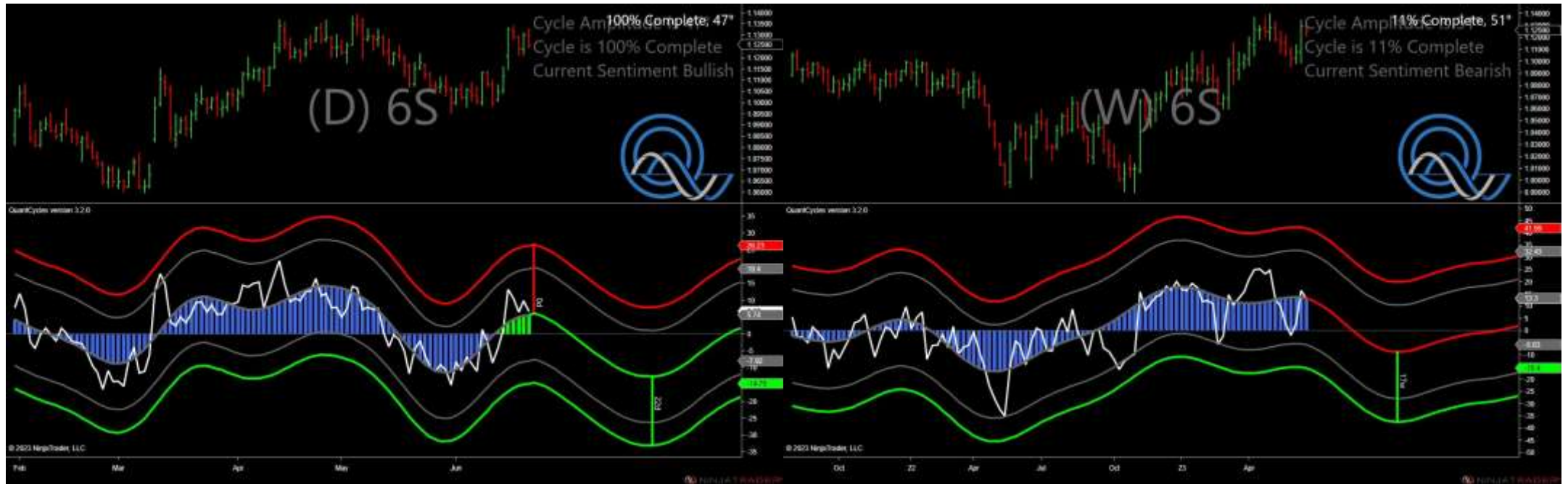
- Amplitude is 10° - Weak
- Direction Accuracy is 77.6%
- Market is at Resistance Extreme - Expect market consolidation Between \$0.007157 and \$0.007145

Mexican Peso Futures - Analysis Chart



- Amplitude is 46° - Strong
- Direction Accuracy is 79.3%
- Market is at Resistance Extreme - Expect market consolidation Between \$0.05746 and \$0.0574

Swiss Franc Futures - Analysis Chart



- Amplitude is 47° - Strong
- Direction Accuracy is 64.5%
- Market is at Support Extreme - Expect market consolidation Between \$1.1259 and \$1.12455