



**QUANTCYCLES**

**FOREX**

**OPPORTUNITIES & EXTREMES**

# About This Document

- This document contains two cyclical market patterns based on the QuantCycles Cycle Analysis Software
- **Cycle Continuation Opportunity** – These are defined as a deviation of the forecast direction that extend to the upper or lower extremes. There is a high probability that the market will return to the forecast direction within a projected time frame. A Dual Opportunity has a higher probability of returning to the forecast direction than a Single Opportunity.
  - Always look for market commonality. For example, if you're looking at a DOW30 stock to buy, does the index look positive as well?
  - As the market approaches the cycle forecast turning point, the probability of the market following that direction decays. This is indicated by the "Cycle Percent Complete" note at the top of the chart, as well as predicted duration dates
  - At an Opportunity, a strong market may continue to go against the forecast trend, therefore, we recommend waiting for confirmation of the turning point before acting on it.
  - If the Market has not returned to the direction of the cycle by the minimum expected cycle duration date, consider the cycle incorrect.
- **Cycle Extreme** – These are defined as a deviation of the forecast direction, but with a lessor probability of return to the forecast direction. A Dual Extreme is a stronger Support / Resistance than a Single Extreme.
  - The Cycle Continuation Opportunity information above applies here as well, but can be utilized more to take profits than to consider for entry
  - Indicates that a market is at or near a Cycle Support or Resistance.
  - There is a high probability of a market stall.

# Analysis Overview

- 1 Single Opportunities
- 2 Single Extremes
- 4 Analysis

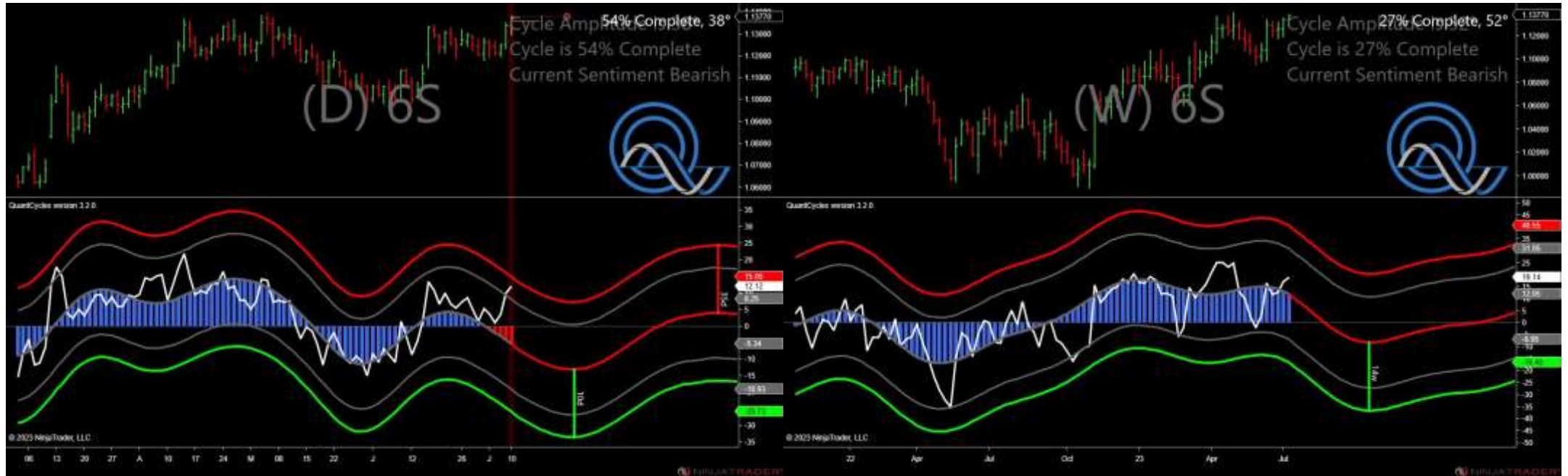
# Cycle Continuation Opportunities

## 1 Single Opportunities

- 6S - Swiss Franc Futures



# Swiss Franc Futures - Single Daily Opportunity



- Projected Direction Down with an Accuracy of 85.7%, and a Good Amplitude of 38°
- Expected Duration of Cycle is between 7/19/2023 and 7/25/2023
- Expected Price Movement of Cycle is between 350 and 409 Ticks

# Cycle Extremes

## 2 Single Extremes

- 6E - Euro FX Futures
- 6J - Japanese Yen Futures

# Euro FX Futures - Single Daily Extreme



- Amplitude is 50° - Strong
- Direction Accuracy is 51.2%
- Market is at Resistance Extreme - Expect market consolidation Between \$1.104 and \$1.10375

# Japanese Yen Futures - Single Daily Extreme



- Amplitude is 10° - Weak
- Direction Accuracy is 77.6%
- Market is at Resistance Extreme - Expect market consolidation Between \$0.0071555 and \$0.0071535



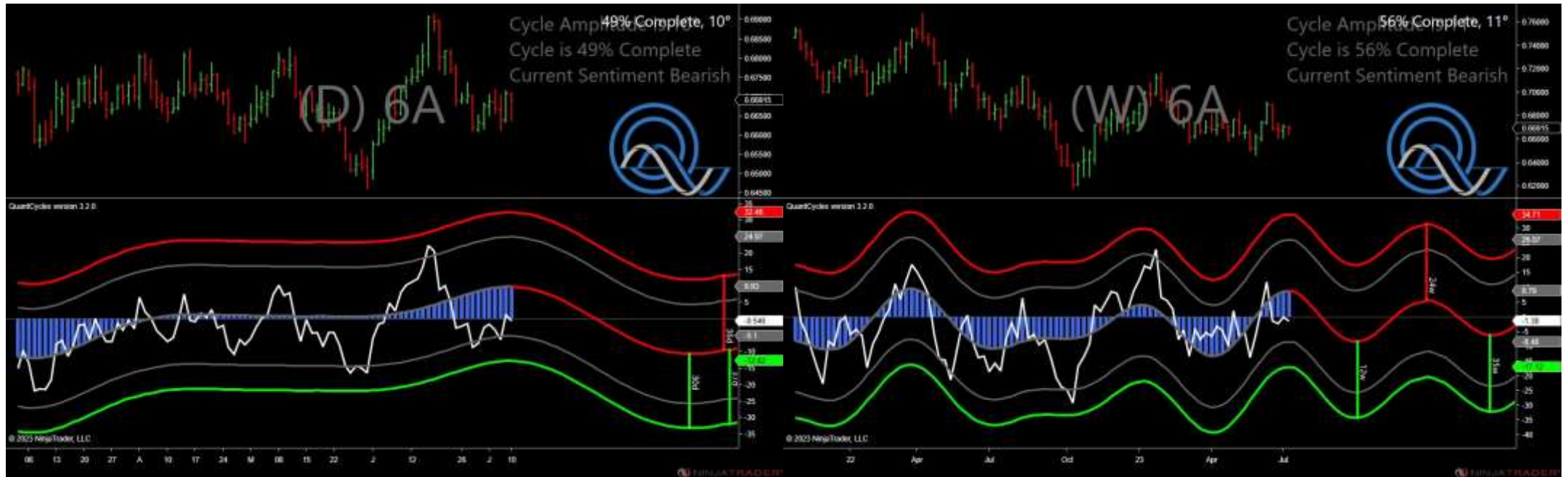
# Analysis Charts

## 4 Charts

- **6A - Australian Dollar Futures**
- **6B - British Pound Futures**
- **6C - Canadian Dollar Futures**
- **6M - Mexican Peso Futures**

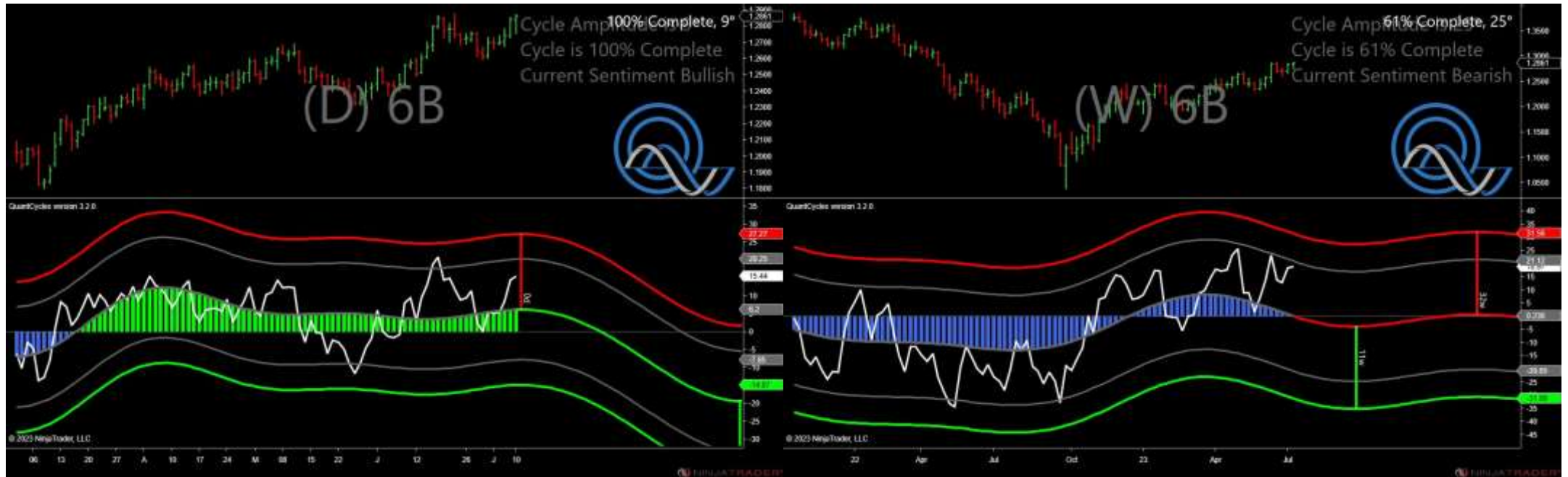


# Australian Dollar Futures - Analysis Chart



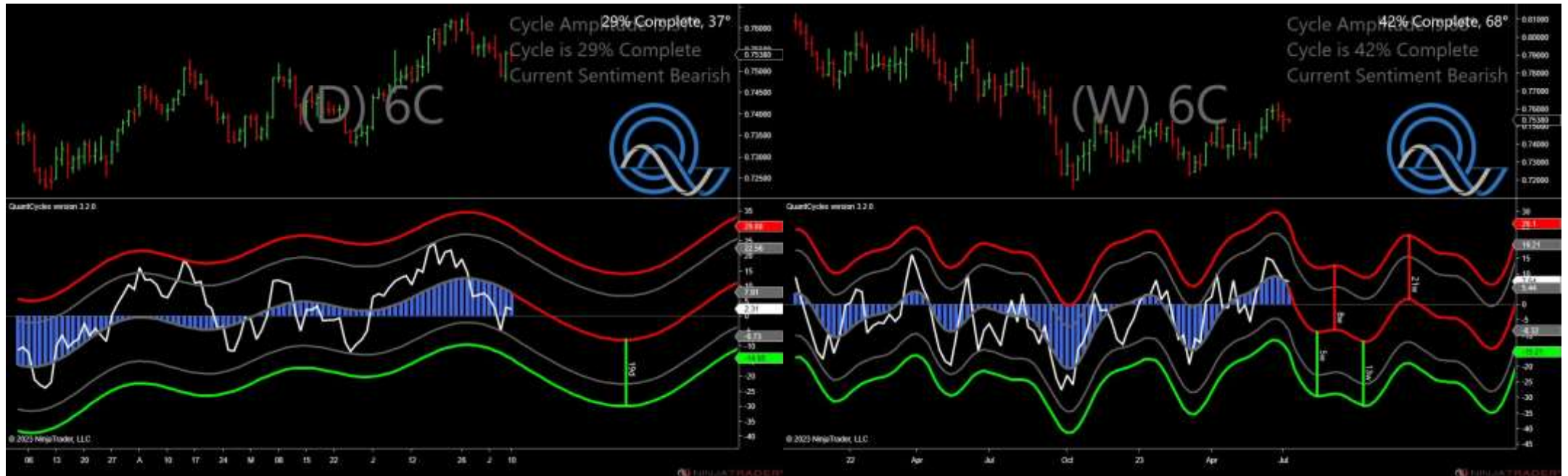
- Amplitude is 10° - Weak
- Direction Accuracy is 89.4%
- Market is at Resistance Extreme - Expect market consolidation Between \$0.6711 and \$0.6706

# British Pound Futures - Analysis Chart



- Amplitude is 9° - Weak
- Direction Accuracy is 81.2%
- Market is at Support Extreme - Expect market consolidation Between \$1.284 and \$1.2753

# Canadian Dollar Futures - Analysis Chart



- Amplitude is 37° - Good
- Direction Accuracy is 78.5%
- Market is at Resistance Extreme - Expect market consolidation Between \$0.75445 and \$0.75395



# Euro FX Futures - Analysis Chart



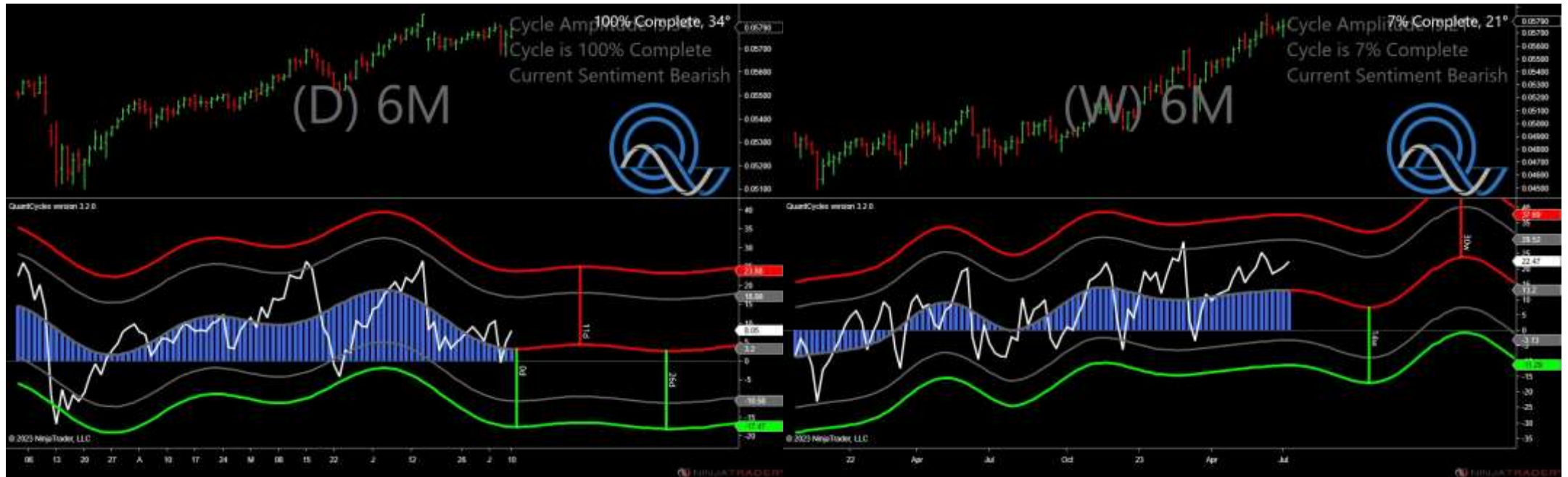
- Amplitude is 50° - Strong
- Direction Accuracy is 51.2%
- Market is at Resistance Extreme - Expect market consolidation Between \$1.104 and \$1.10375

# Japanese Yen Futures - Analysis Chart



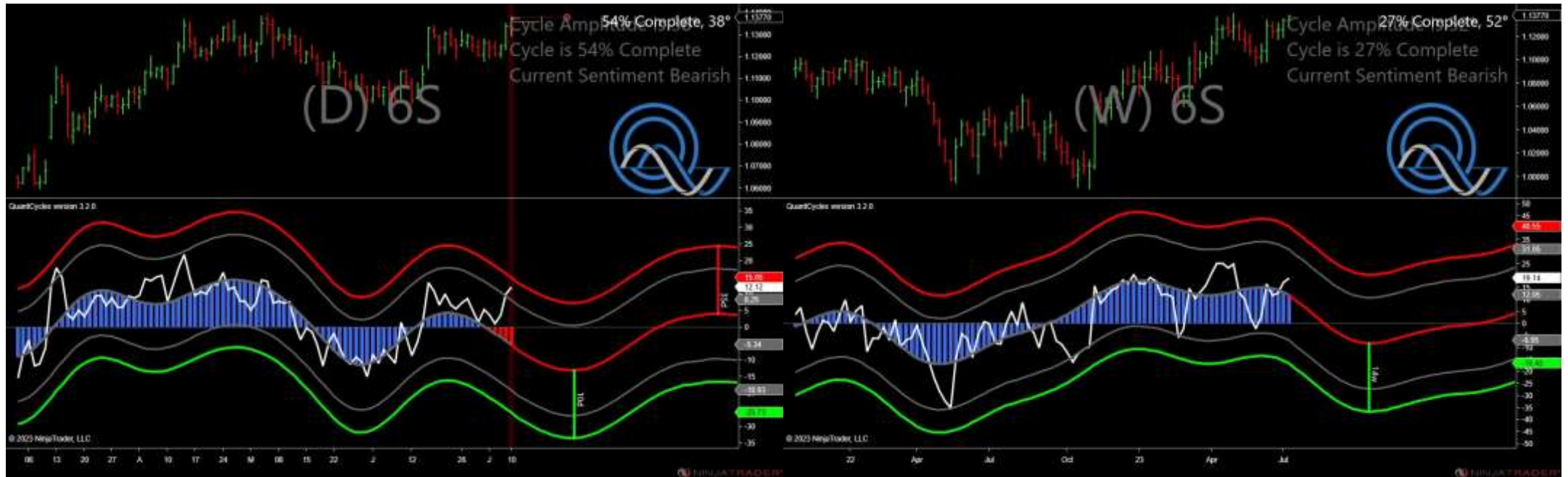
- Amplitude is 10° - Weak
- Direction Accuracy is 77.6%
- Market is at Resistance Extreme - Expect market consolidation Between \$0.0071555 and \$0.0071535

# Mexican Peso Futures - Analysis Chart



- Amplitude is 34° - Good
- Direction Accuracy is 78.3%
- Market is at Resistance Extreme - Expect market consolidation Between \$0.05796 and \$0.0579

# Swiss Franc Futures - Analysis Chart



- Amplitude is 38° - Good
- Direction Accuracy is 85.7%
- Market is at Resistance Extreme - Expect market consolidation Between \$1.1381 and \$1.1377