



QUANTCYCLES

FOREX

OPPORTUNITIES & EXTREMES

About This Document

- This document contains two cyclical market patterns based on the QuantCycles Cycle Analysis Software
- **Cycle Continuation Opportunity** – These are defined as a deviation of the forecast direction that extend to the upper or lower extremes. There is a high probability that the market will return to the forecast direction within a projected time frame. A Dual Opportunity has a higher probability of returning to the forecast direction than a Single Opportunity.
 - Always look for market commonality. For example, if you're looking at a DOW30 stock to buy, does the index look positive as well?
 - As the market approaches the cycle forecast turning point, the probability of the market following that direction decays. This is indicated by the "Cycle Percent Complete" note at the top of the chart, as well as predicted duration dates
 - At an Opportunity, a strong market may continue to go against the forecast trend, therefore, we recommend waiting for confirmation of the turning point before acting on it.
 - If the Market has not returned to the direction of the cycle by the minimum expected cycle duration date, consider the cycle incorrect.
- **Cycle Extreme** – These are defined as a deviation of the forecast direction, but with a lessor probability of return to the forecast direction. A Dual Extreme is a stronger Support / Resistance than a Single Extreme.
 - The Cycle Continuation Opportunity information above applies here as well, but can be utilized more to take profits than to consider for entry
 - Indicates that a market is at or near a Cycle Support or Resistance.
 - There is a high probability of a market stall.

Analysis Overview

- 1 Dual Extremes
- 8 Single Extremes
- 28 Analysis

Cycle Extremes

1 Dual Extremes

8 Single Extremes

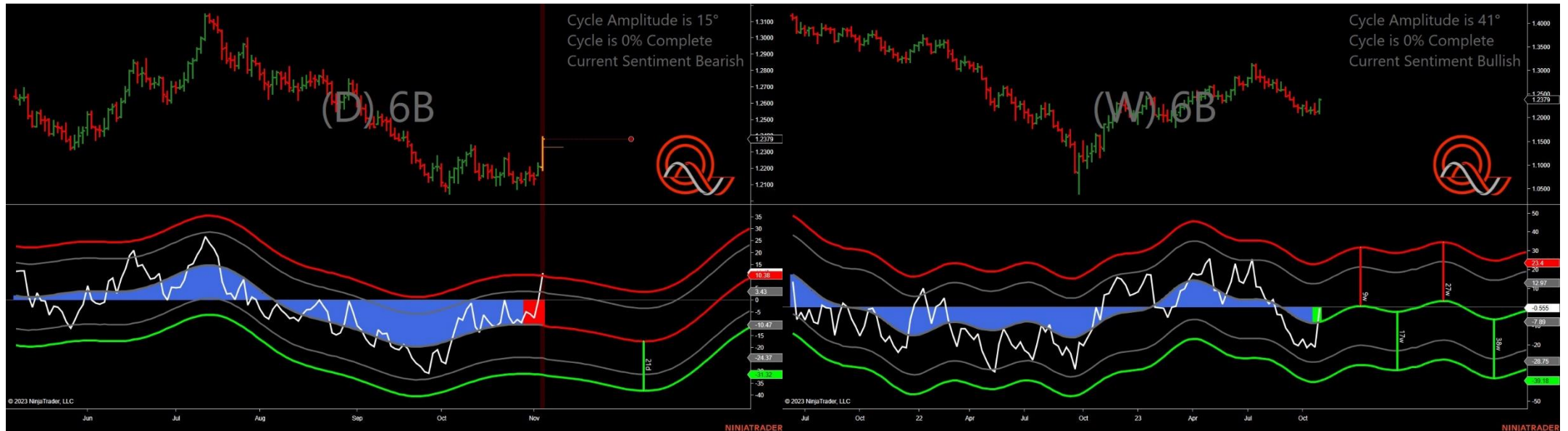
- AUDCHF
- 6B - British Pound Futures
- 6E - Euro FX Futures
- AUDCAD
- AUDJPY
- EURCAD
- EURCHF
- EURUSD
- GBPAUD

Australian Dollar /Swiss Franc Franc - Dual Extreme



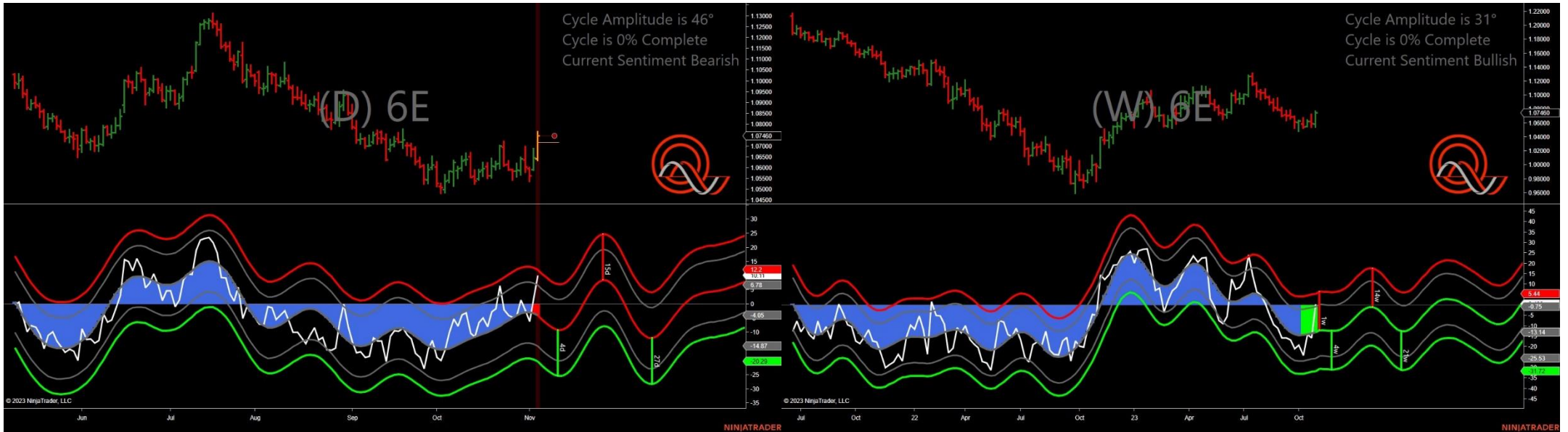
- Amplitude is 7° - Weak
- Direction Accuracy is 30.8%
- Market is at Resistance Extreme - Expect market consolidation Between \$0.58547 and \$0.58521

British Pound Futures - Single Daily Extreme



- Amplitude is 15° - Weak
- Direction Accuracy is 83.2%
- Market is at Resistance Extreme - Expect market consolidation Between \$1.2393 and \$1.2379

Euro FX Futures - Single Daily Extreme



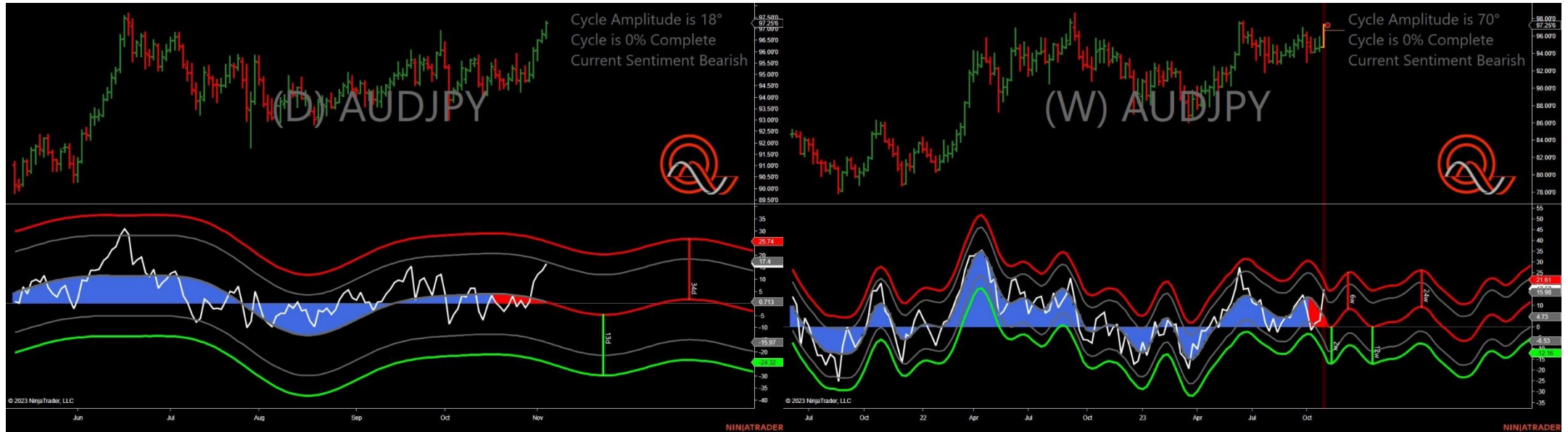
- Amplitude is 46° - Strong
- Direction Accuracy is 56.4%
- Market is at Resistance Extreme - Expect market consolidation Between \$1.0765 and \$1.0746

Australian Dollar/ Canadian Dollar Dollar - Single Daily Extreme



- Amplitude is 31° - Good
- Direction Accuracy is 51.7%
- Market is at Resistance Extreme - Expect market consolidation Between \$0.89095 and \$0.88984

Australian Dollar/Japanese Yen Yen - Single Weekly Extreme



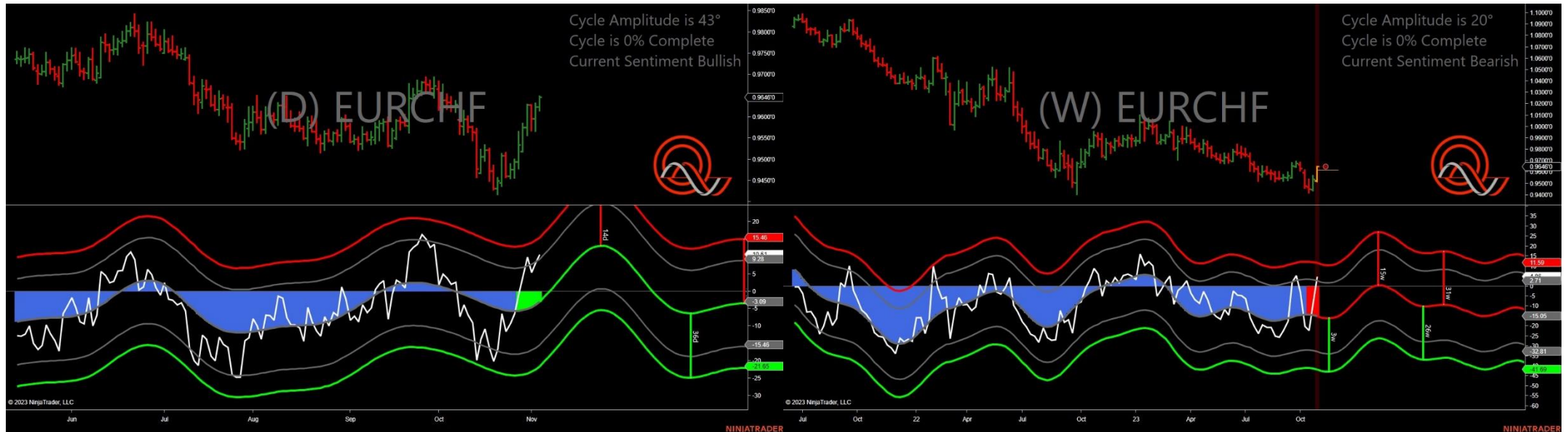
- Amplitude is 18° - Weak
- Direction Accuracy is 58.5%
- Market is at Resistance Extreme - Expect market consolidation Between \$97.324 and \$97.256

Euro Dollar/Canadian Dollar - Single Daily Extreme



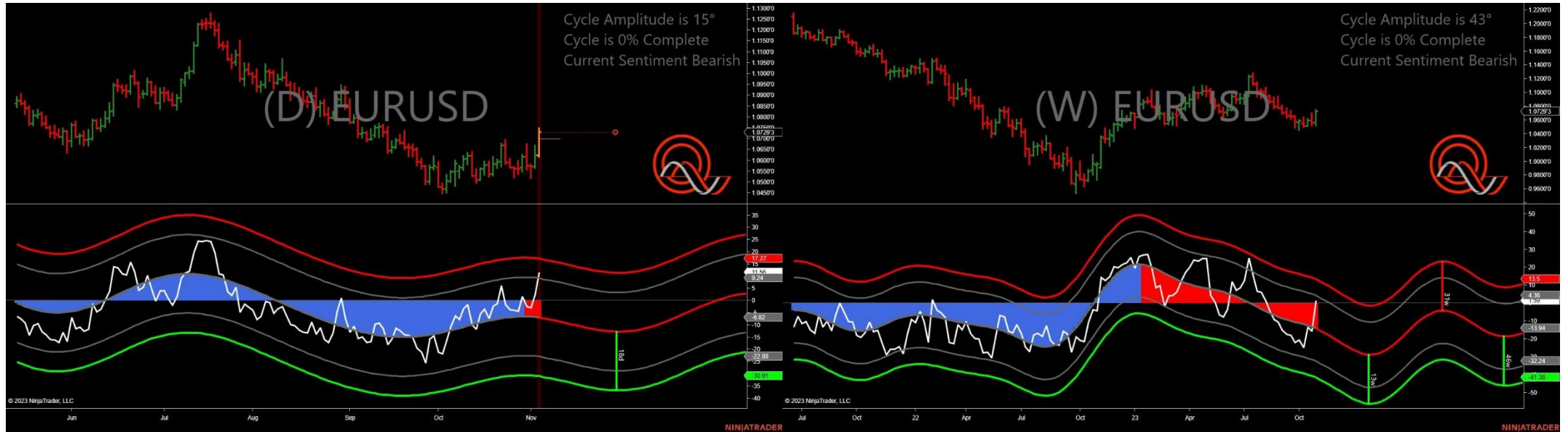
- Amplitude is 39° - Good
- Direction Accuracy is 83.8%
- Market is at Resistance Extreme - Expect market consolidation Between \$1.46915 and \$1.46622

Euro Dollar/Swiss Franc - Single Weekly Extreme



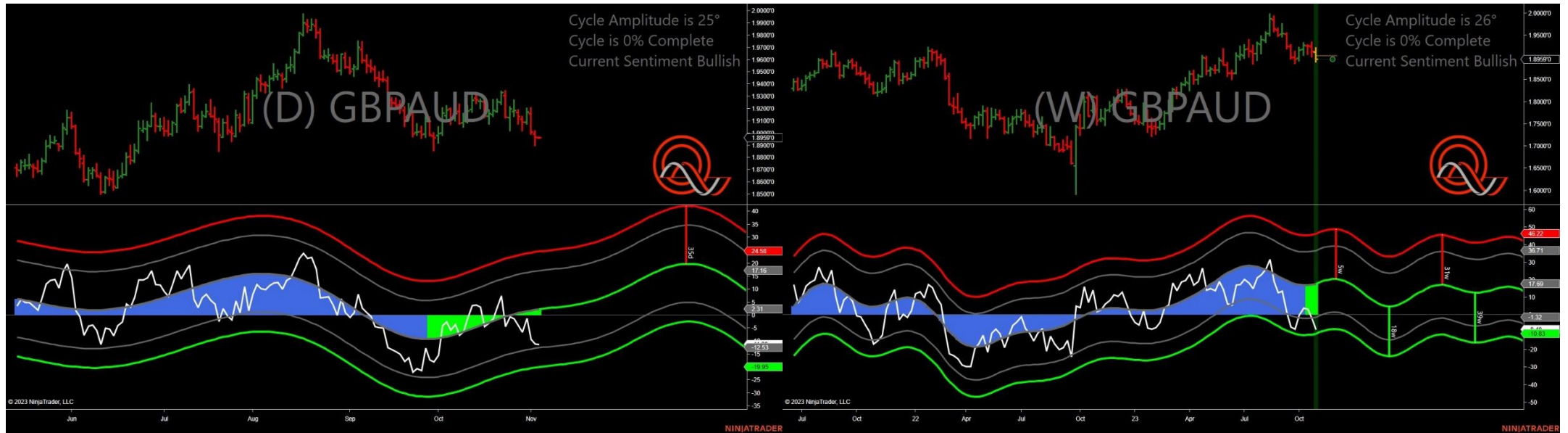
- Amplitude is 43° - Strong
- Direction Accuracy is 73.5%
- Market is at Support Extreme - Expect market consolidation Between \$0.96224 and \$0.9614

Euro Dollar/Us Dollar - Single Daily Extreme



- Amplitude is 15° - Weak
- Direction Accuracy is 40.7%
- Market is at Resistance Extreme - Expect market consolidation Between \$1.07467 and \$1.07293

British Pound/Australian Dollar - Single Weekly Extreme



- Amplitude is 25° - Good
- Direction Accuracy is 71.8%
- Market is at Support Extreme - Expect market consolidation Between \$1.8959 and \$1.89584

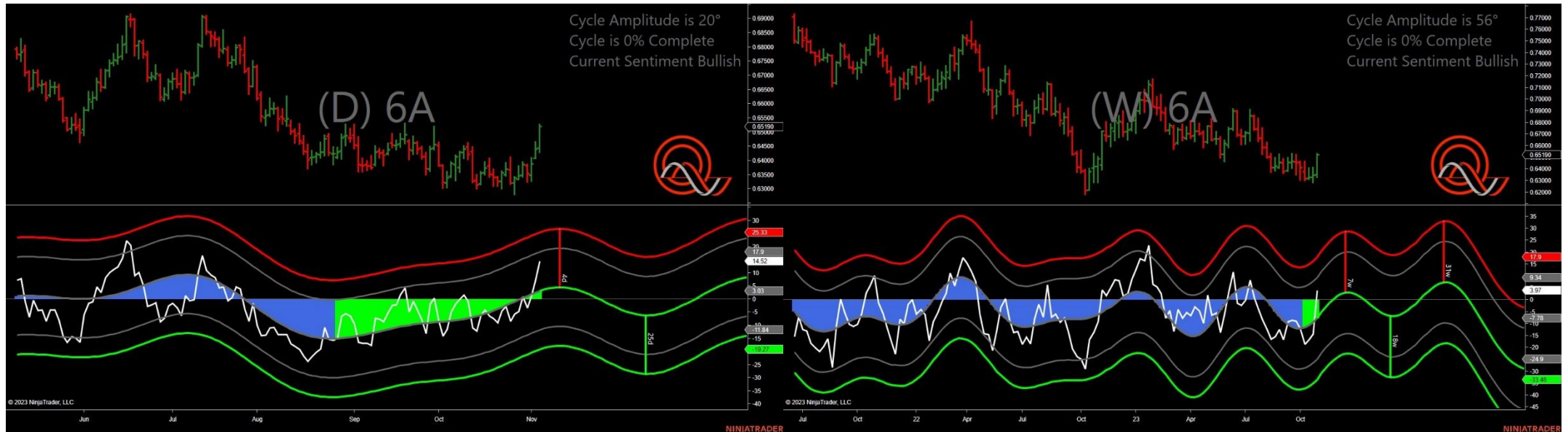
Analysis Charts

28 Charts

- 6A - Australian Dollar Futures
- 6C - Canadian Dollar Futures
- 6J - Japanese Yen Futures
- 6M - Mexican Peso Futures
- 6S - Swiss Franc Futures
- AUDNZD
- AUDUSD
- CADCHF
- CADJPY
- DX - US Dollar Index
- EURAUD
- EURGBP
- EURJPY
- GBPCAD
- GBPCHF
- GBPJPY
- GBPNZD

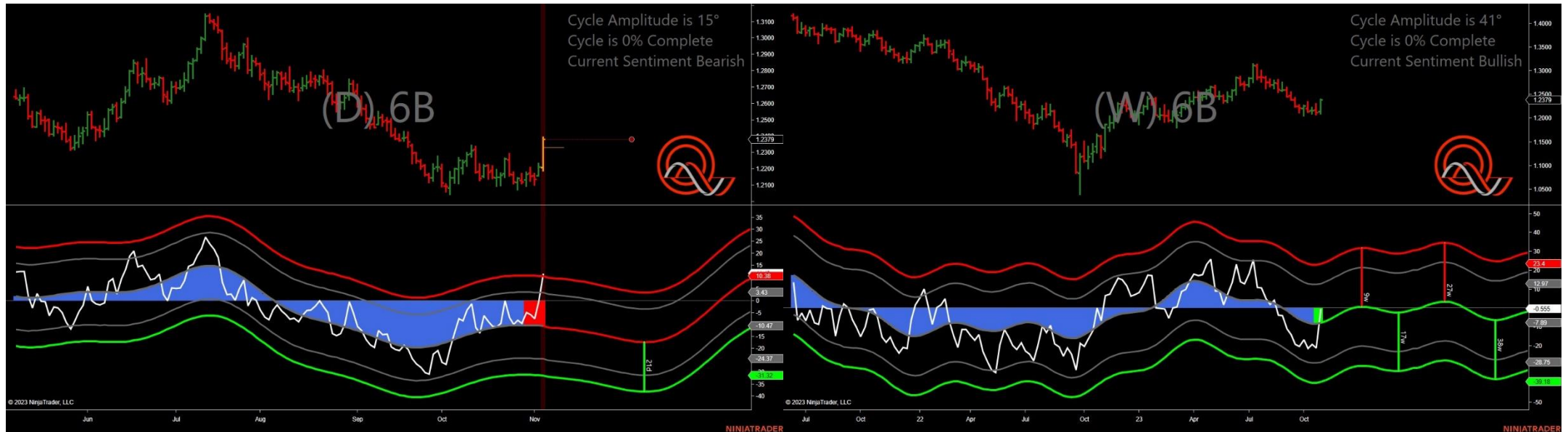
- **GBPUSD**
- **NZDCAD**
- **NZDCHF**
- **NZDJPY**
- **NZDUSD**
- **USDCAD**
- **USDCHF**
- **USDJPY**
- **USDMXN**
- **USDNOK**
- **USDZAR**

Australian Dollar Futures - Analysis Chart



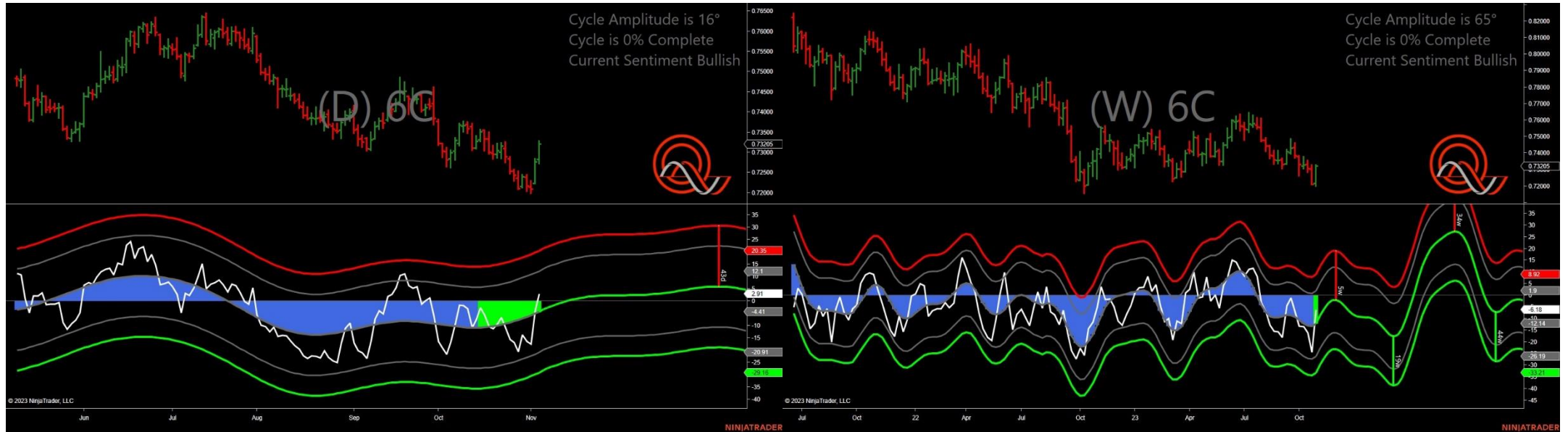
- Amplitude is 20° - Weak
- Direction Accuracy is 83.1%
- Market is at Support Extreme - Expect market consolidation Between \$0.64425 and \$0.6429

British Pound Futures - Analysis Chart



- Amplitude is 15° - Weak
- Direction Accuracy is 83.2%
- Market is at Resistance Extreme - Expect market consolidation Between \$1.2393 and \$1.2379

Canadian Dollar Futures - Analysis Chart



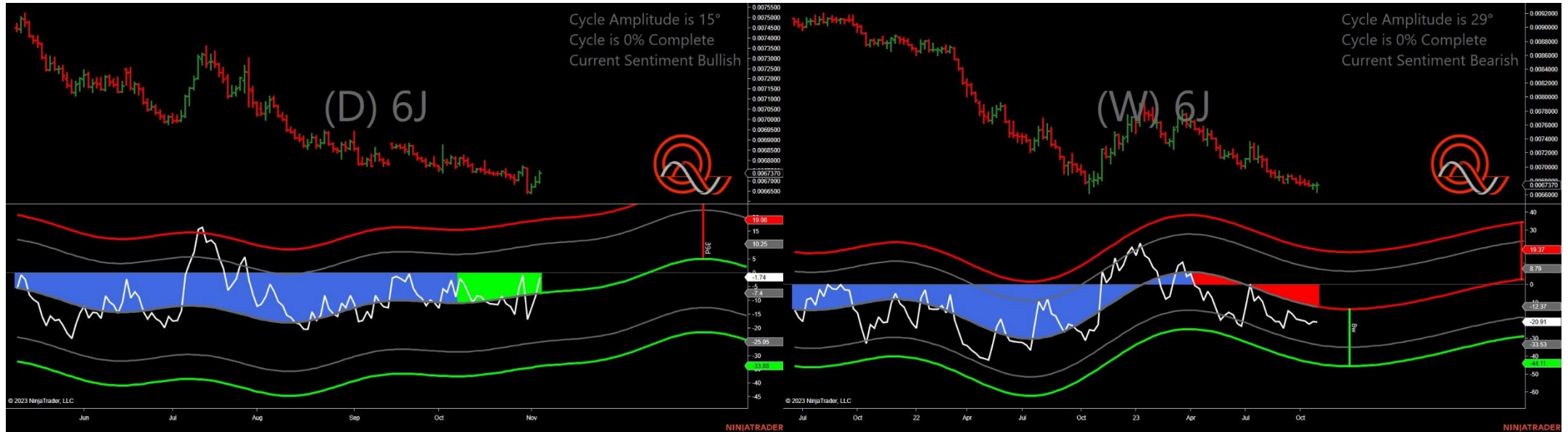
- Amplitude is 16° - Weak
- Direction Accuracy is 74.3%
- Market is at Support Extreme - Expect market consolidation Between \$0.7282 and \$0.72715

Euro FX Futures - Analysis Chart



- Amplitude is 46° - Strong
- Direction Accuracy is 56.4%
- Market is at Resistance Extreme - Expect market consolidation Between \$1.07655 and \$1.0746

Japanese Yen Futures - Analysis Chart



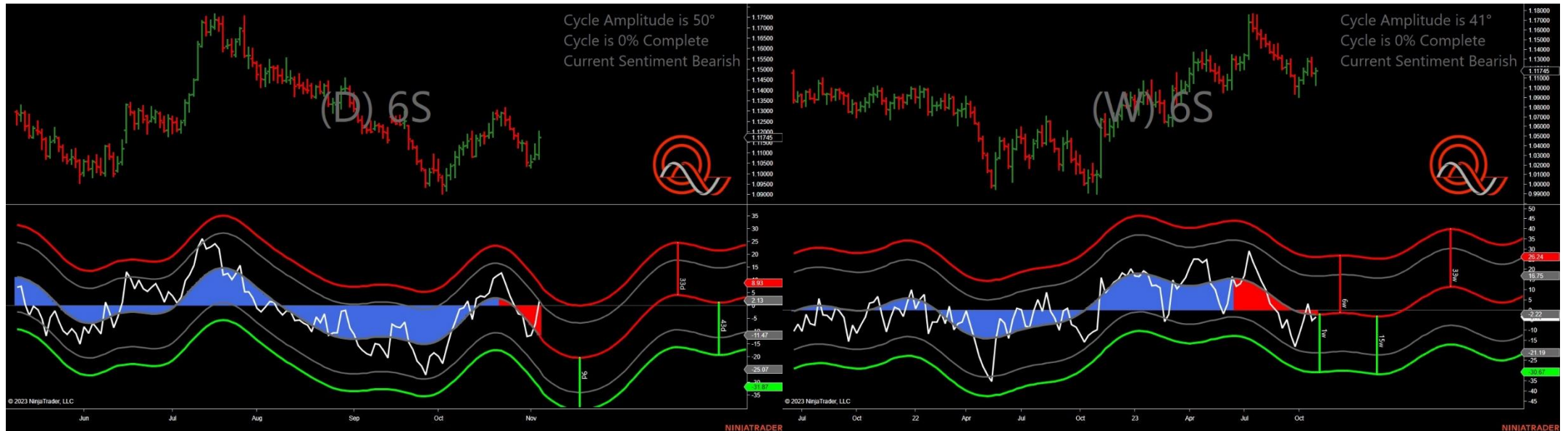
- Amplitude is 15° - Weak
- Direction Accuracy is 75.9%
- Market is at Support Extreme - Expect market consolidation Between \$0.0066935 and \$0.0066885

Mexican Peso Futures - Analysis Chart



- Amplitude is 26° - Good
- Direction Accuracy is 72.3%
- Market is at Support Extreme - Expect market consolidation Between \$0.05668 and \$0.05655

Swiss Franc Futures - Analysis Chart



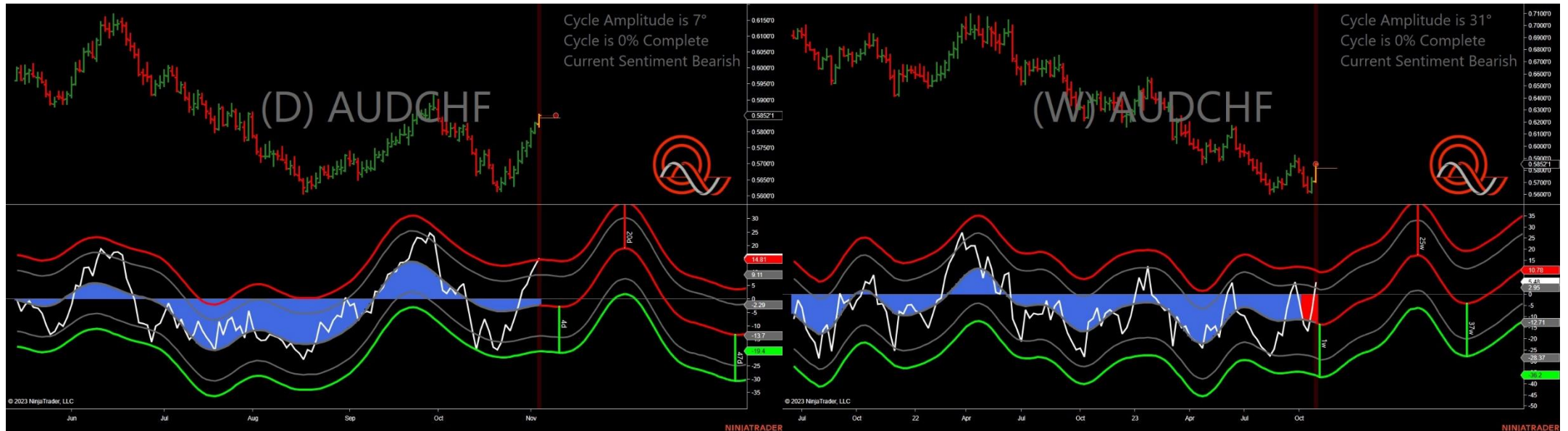
- Amplitude is 50° - Strong
- Direction Accuracy is 68.6%
- Market is at Resistance Extreme - Expect market consolidation Between \$1.1204 and \$1.11745

Australian Dollar/ Canadian Dollar Dollar - Analysis Chart



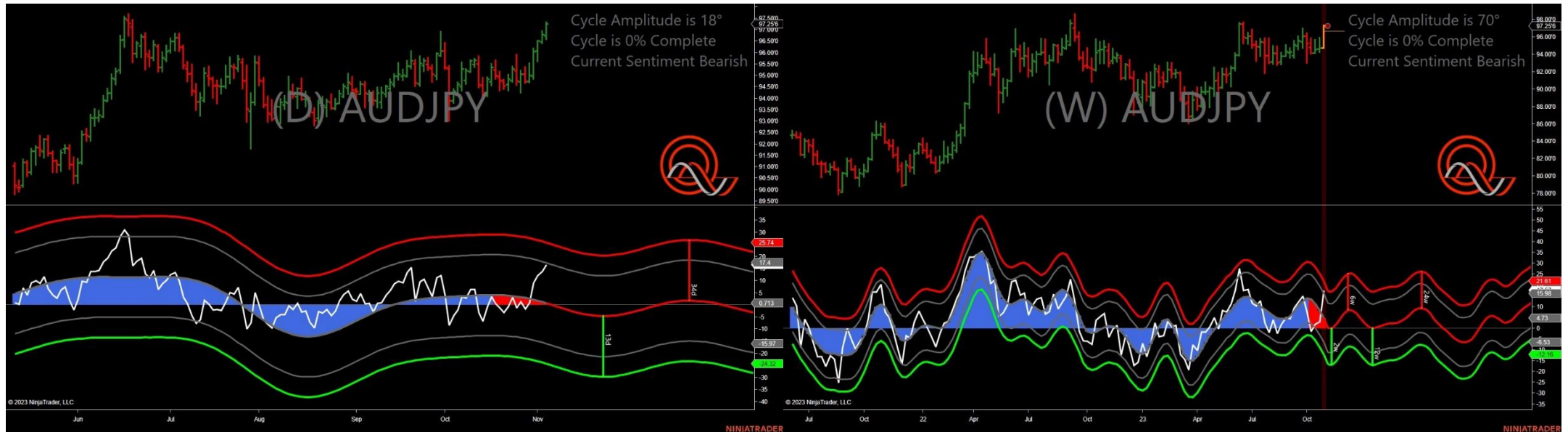
- Amplitude is 31° - Good
- Direction Accuracy is 51.7%
- Market is at Resistance Extreme - Expect market consolidation Between \$0.89095 and \$0.88984

Australian Dollar /Swiss Franc Franc - Analysis Chart



- Amplitude is 7° - Weak
- Direction Accuracy is 30.8%
- Market is at Resistance Extreme - Expect market consolidation Between \$0.58547 and \$0.58521

Australian Dollar/Japanese Yen Yen - Analysis Chart



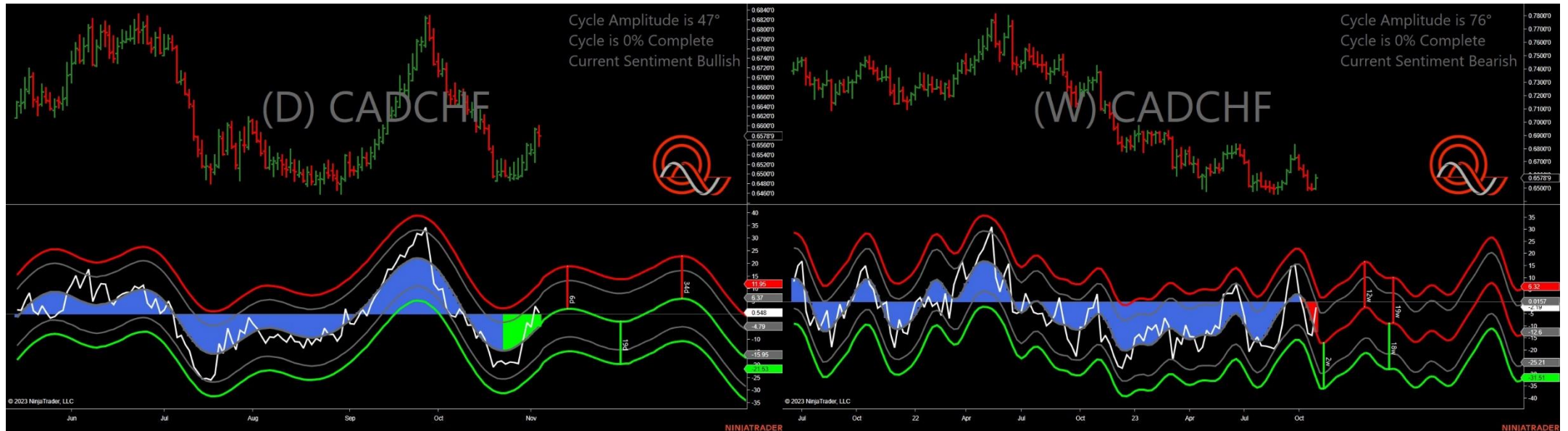
- Amplitude is 18° - Weak
- Direction Accuracy is 58.5%
- Market is at Resistance Extreme - Expect market consolidation Between \$97.324 and \$97.256

Australian Dollar/US Dollar - Analysis Chart



- Amplitude is 19° - Weak
- Direction Accuracy is 67.1%
- Market is at Support Extreme - Expect market consolidation Between \$0.64336 and \$0.64197

Canadian Dollar/Swiss Franc - Analysis Chart



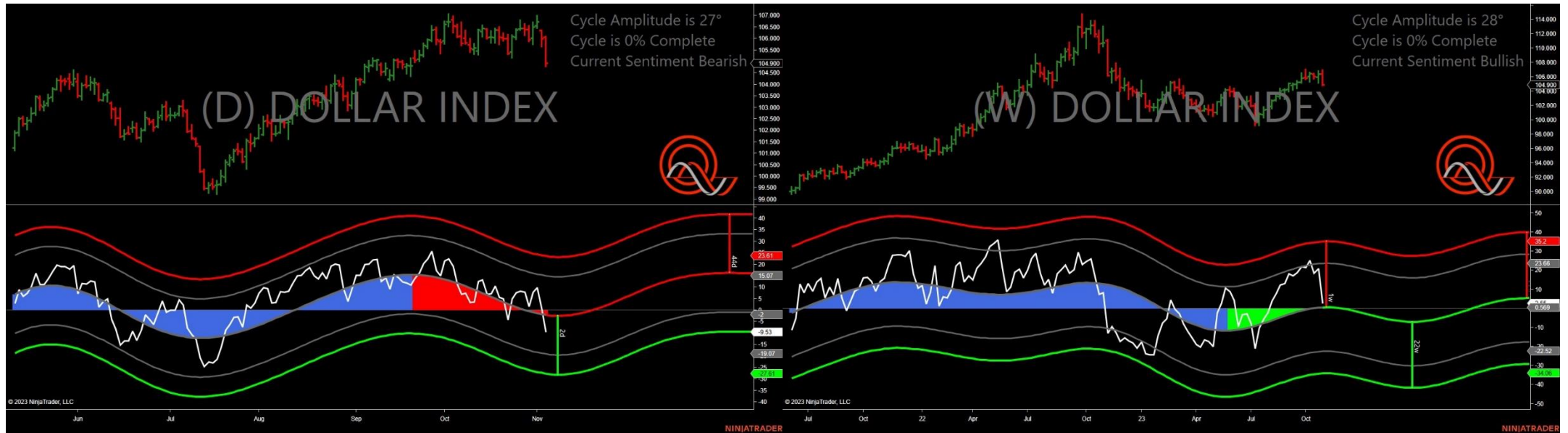
- Amplitude is 47° - Strong
- Direction Accuracy is 67.3%
- Market is at Support Extreme - Expect market consolidation Between \$0.65789 and \$0.65573

Canadian Dollar/Japanese Yen - Analysis Chart



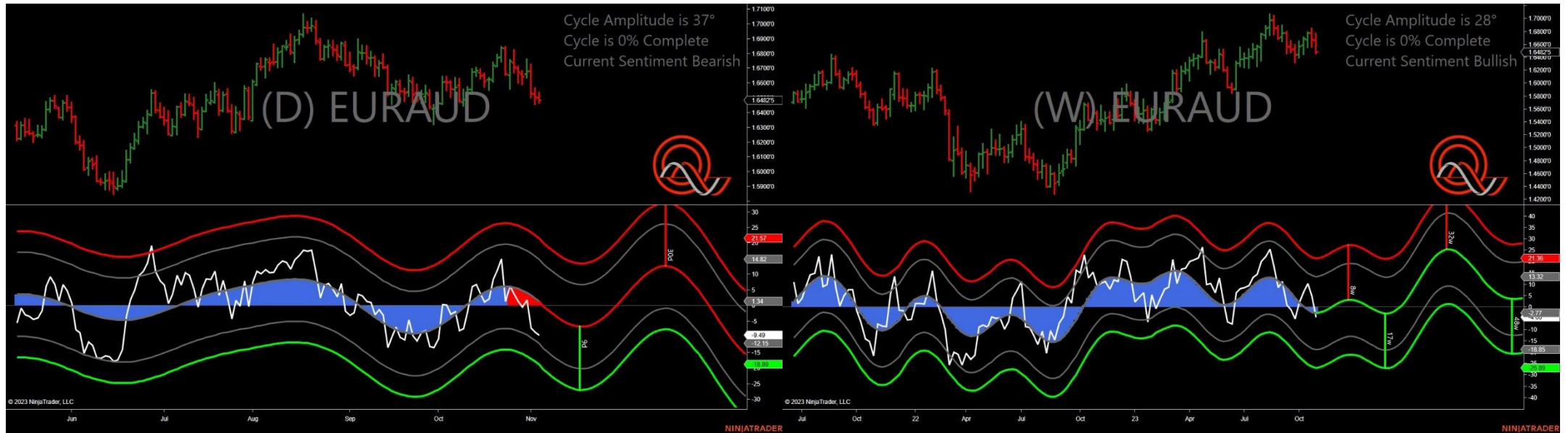
- Amplitude is 19° - Weak
- Direction Accuracy is 76.6%
- Market is at Support Extreme - Expect market consolidation Between \$109.307 and \$109

US Dollar Index - Analysis Chart



- Amplitude is 27° - Good
- Direction Accuracy is 87.7%
- Market is at Resistance Extreme - Expect market consolidation Between \$106.075 and \$106.045

Euro Dollar/Australian Dollar - Analysis Chart



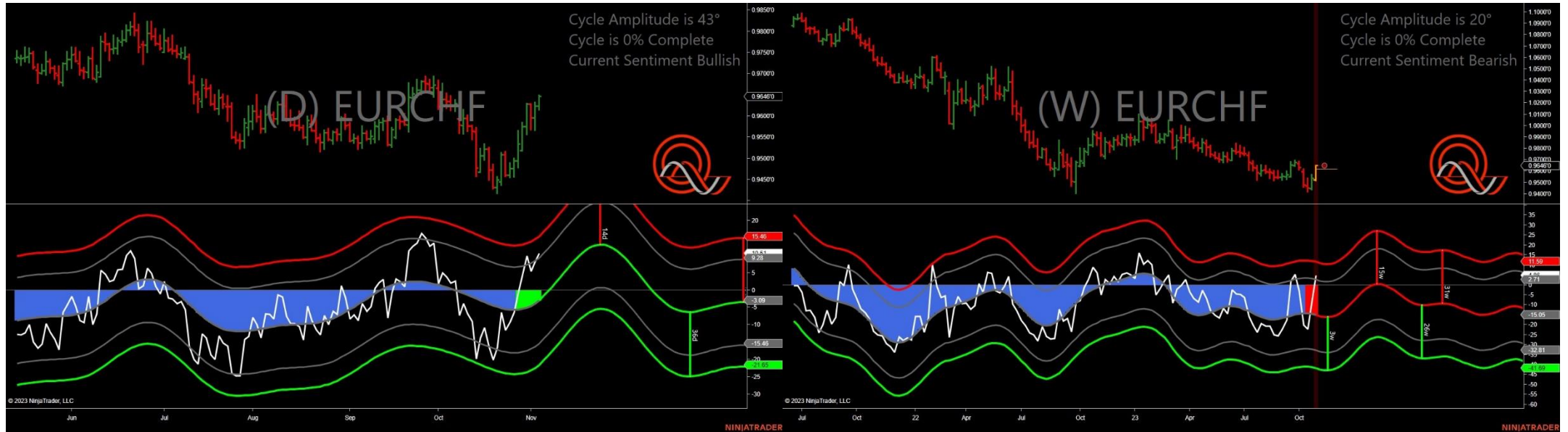
- Amplitude is 37° - Good
- Direction Accuracy is 64.2%
- Market is at Resistance Extreme - Expect market consolidation Between \$1.65342 and \$1.65011

Euro Dollar/Canadian Dollar - Analysis Chart



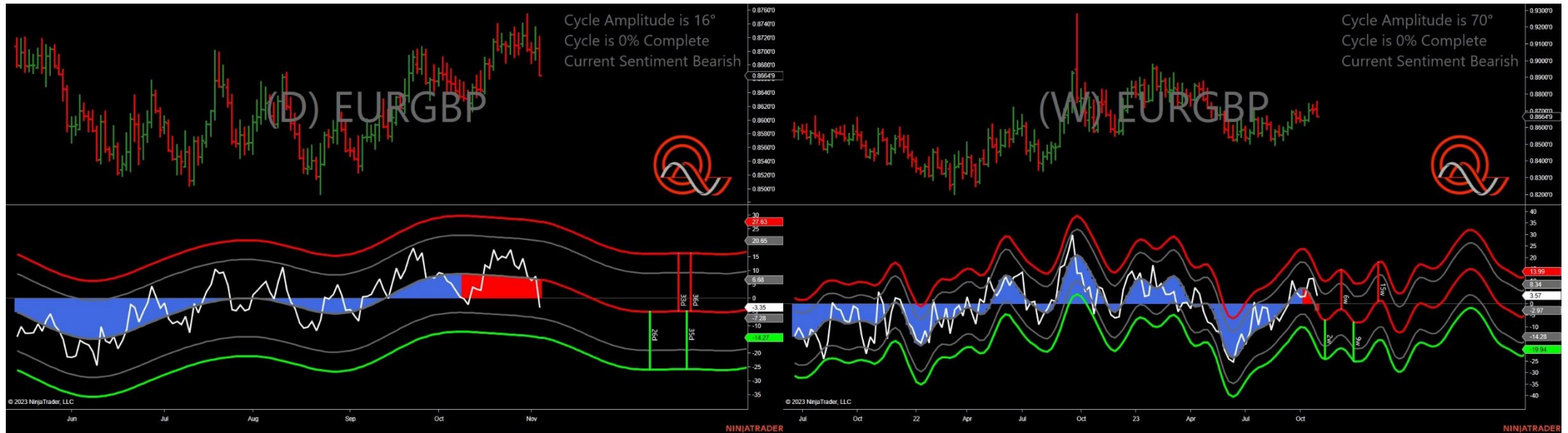
- Amplitude is 39° - Good
- Direction Accuracy is 83.8%
- Market is at Resistance Extreme - Expect market consolidation Between \$1.46915 and \$1.46622

Euro Dollar/Swiss Franc - Analysis Chart



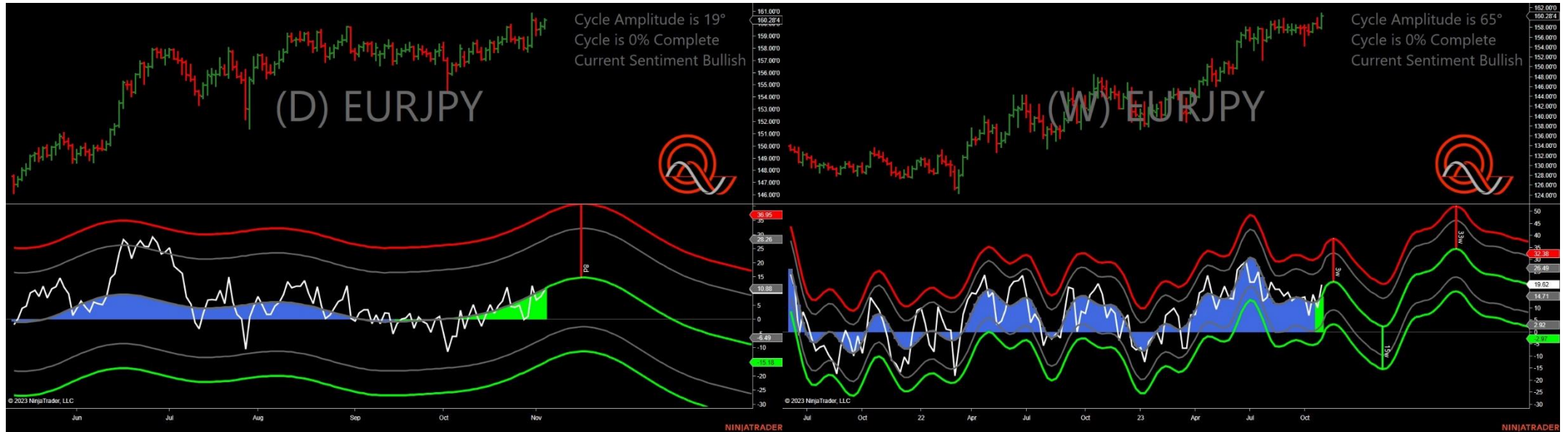
- Amplitude is 43° - Strong
- Direction Accuracy is 73.5%
- Market is at Support Extreme - Expect market consolidation Between \$0.96224 and \$0.9614

Euro Dollar/British Pound - Analysis Chart



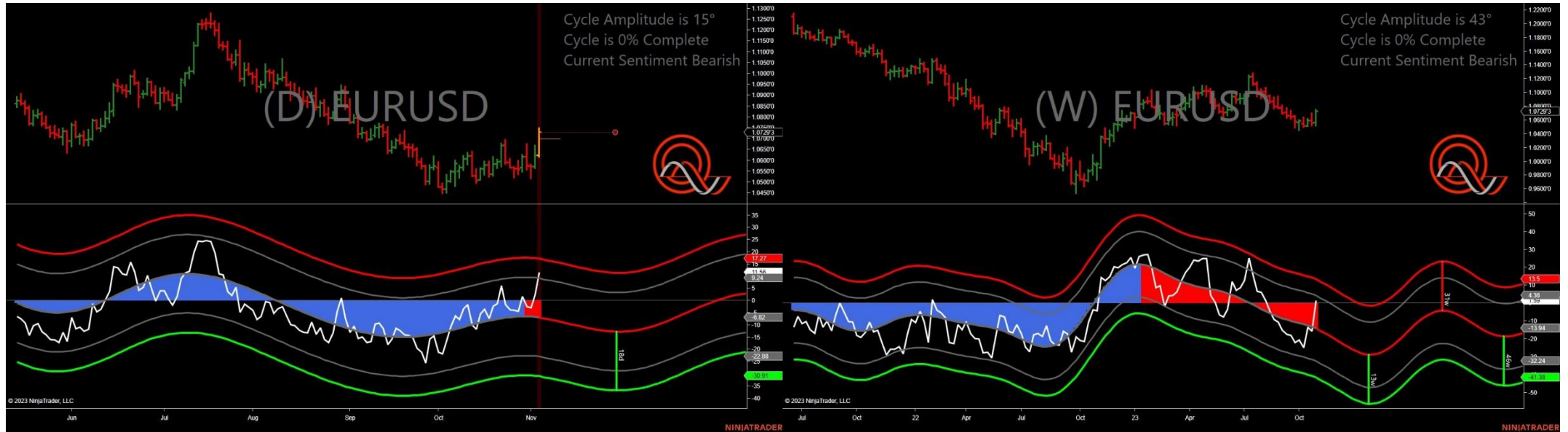
- Amplitude is 16° - Weak
- Direction Accuracy is 66.9%
- Market is at Resistance Extreme - Expect market consolidation Between \$0.87214 and \$0.87042

Euro Dollar/Japanese Yen - Analysis Chart



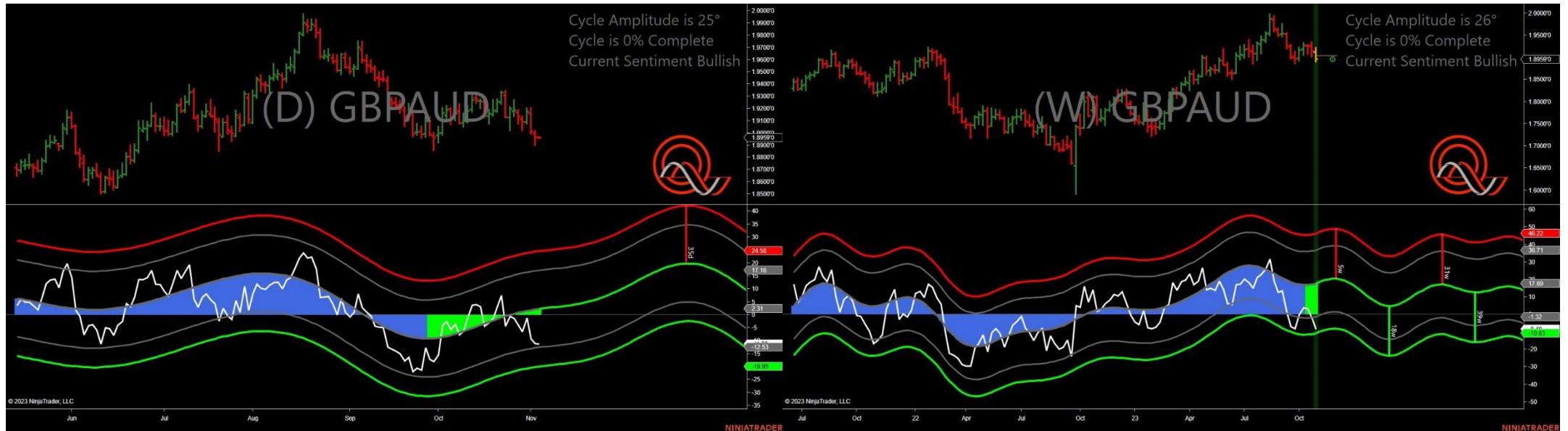
- Amplitude is 19° - Weak
- Direction Accuracy is 72%
- Market is at Support Extreme - Expect market consolidation Between \$159.738 and \$159.593

Euro Dollar/Us Dollar - Analysis Chart



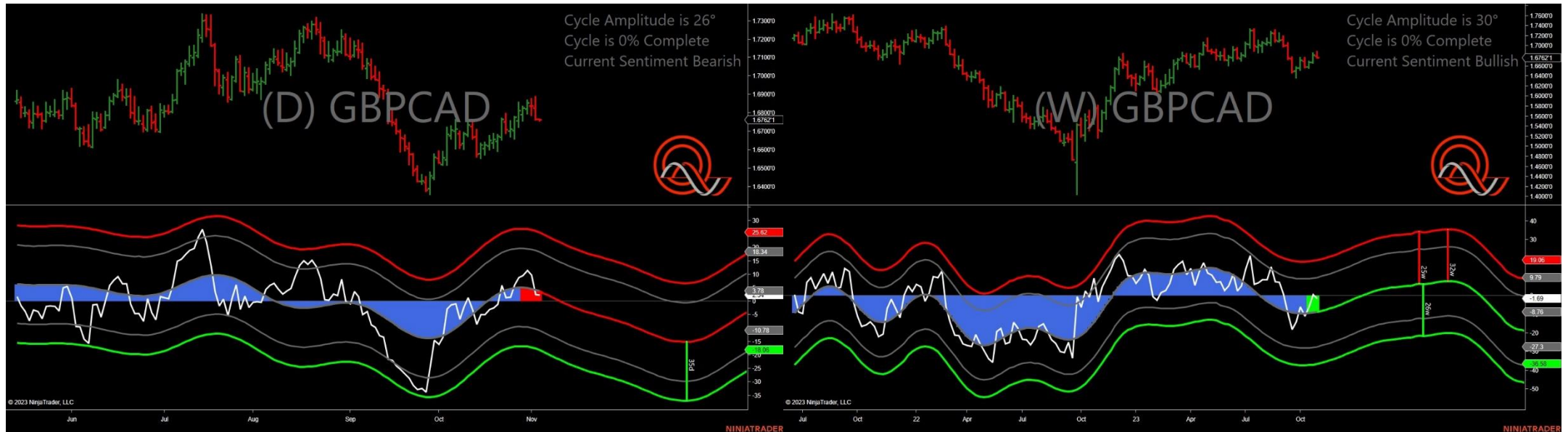
- Amplitude is 15° - Weak
- Direction Accuracy is 40.7%
- Market is at Resistance Extreme - Expect market consolidation Between \$1.07467 and \$1.07293

British Pound/Australian Dollar - Analysis Chart



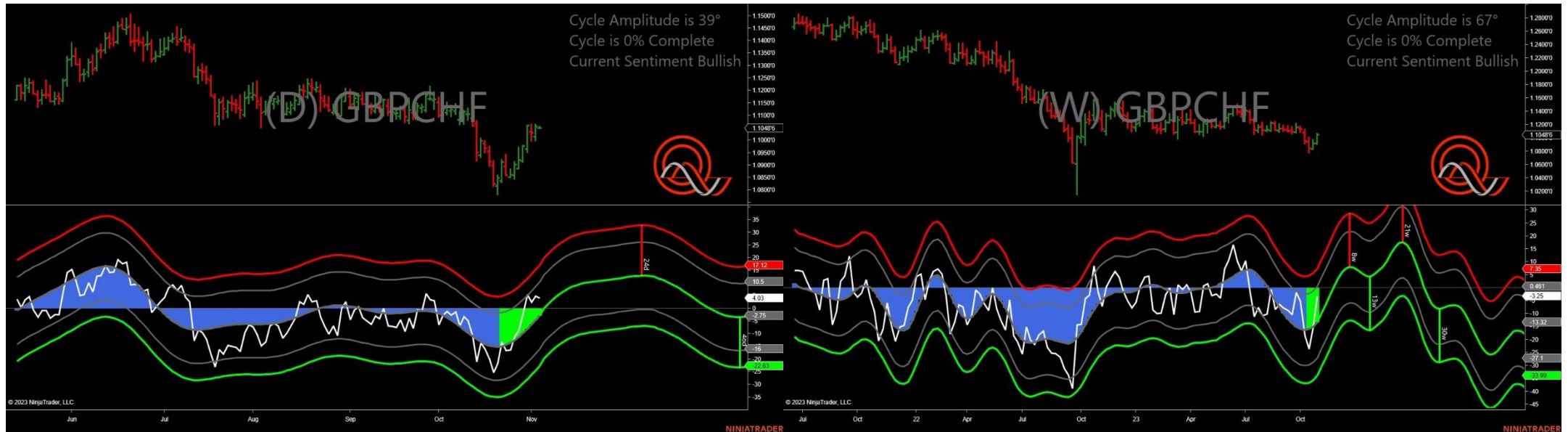
- Amplitude is 25° - Good
- Direction Accuracy is 71.8%
- Market is at Support Extreme - Expect market consolidation Between \$1.8959 and \$1.89584

British Pound/Canadian Dollar - Analysis Chart



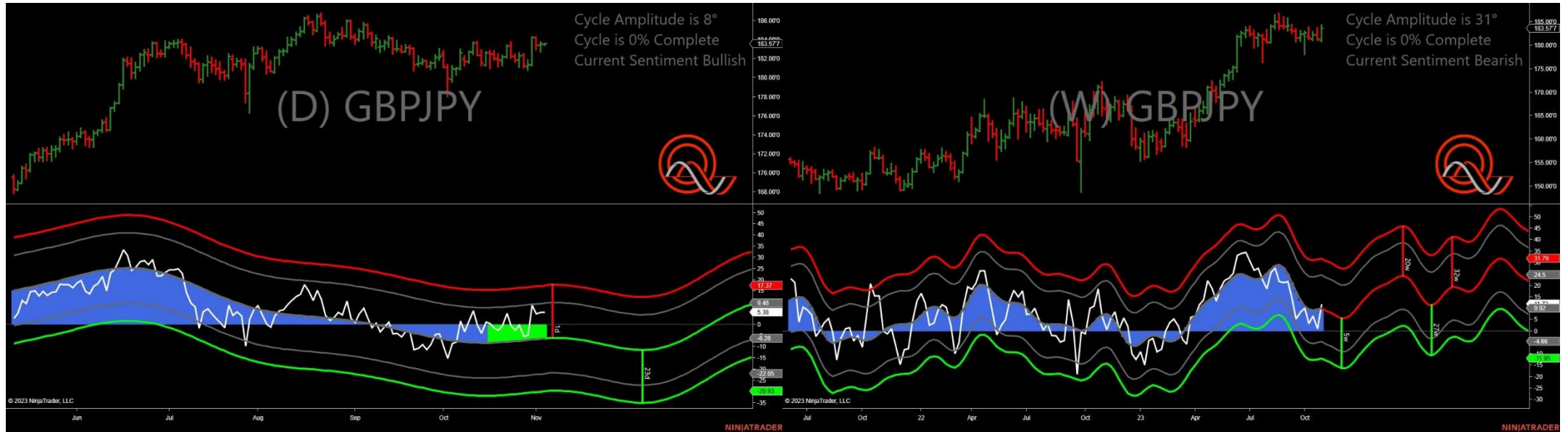
- Amplitude is 26° - Good
- Direction Accuracy is 94.2%
- Market is at Resistance Extreme - Expect market consolidation Between \$1.67643 and \$1.67643

British Pound/Swiss Franc - Analysis Chart



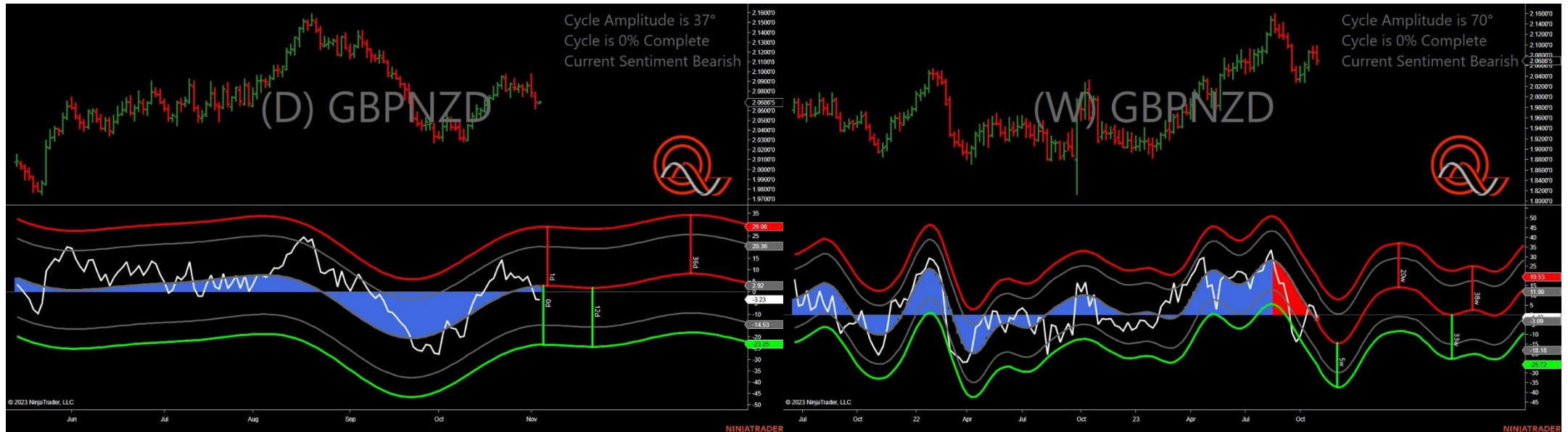
- Amplitude is 39° - Good
- Direction Accuracy is 60.3%
- Market is at Support Extreme - Expect market consolidation Between \$1.10476 and \$1.10476

British Pound/Japanese Yen - Analysis Chart



- Amplitude is 8° - Weak
- Direction Accuracy is 79.2%
- Market is at Support Extreme - Expect market consolidation Between \$183.496 and \$183.404

British Pound/New Zealand Dollar - Analysis Chart



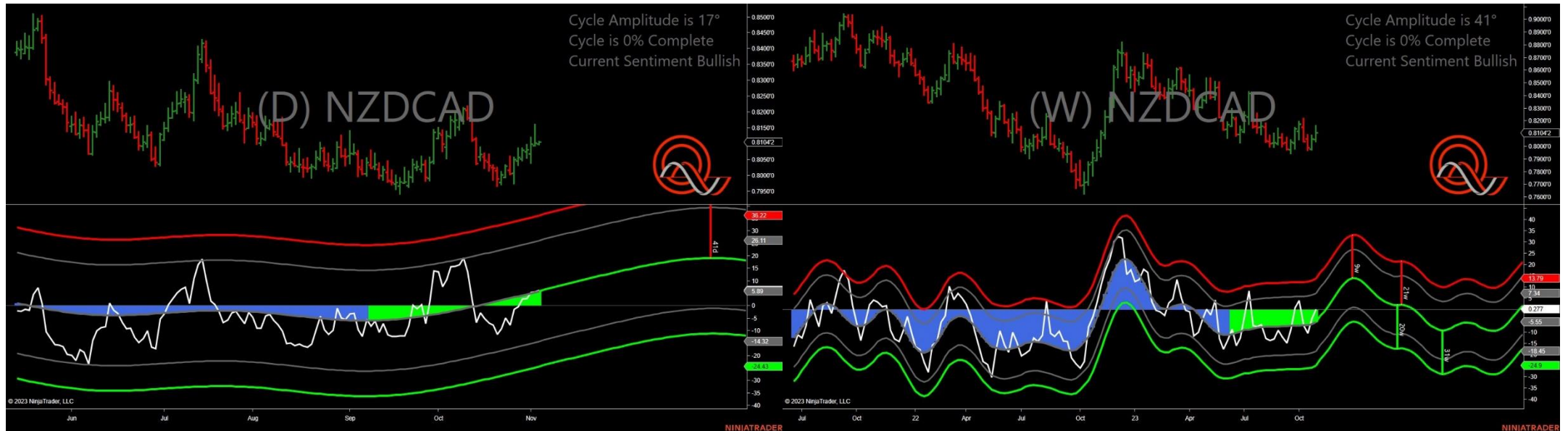
- Amplitude is 37° - Good
- Direction Accuracy is 40.2%
- Market is at Resistance Extreme - Expect market consolidation Between \$2.06929 and \$2.06865

British Pound/Us Dollar - Analysis Chart



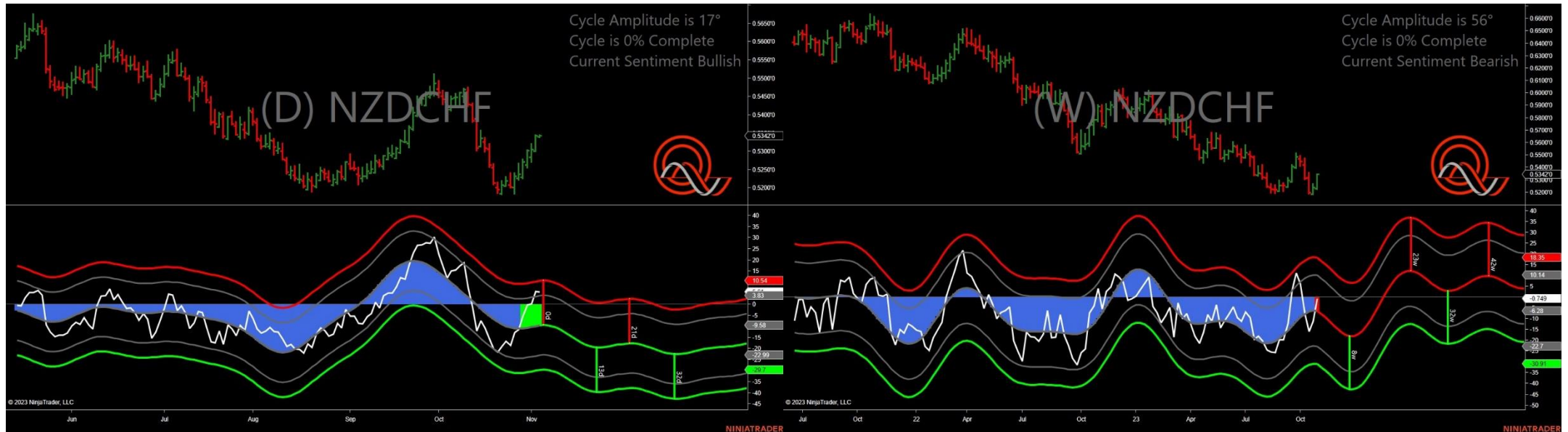
- Amplitude is 22° - Good
- Direction Accuracy is 84.6%
- Market is at Resistance Extreme - Expect market consolidation Between \$1.22066 and \$1.22024

New Zealand Dollar/Canadian Dollar - Analysis Chart



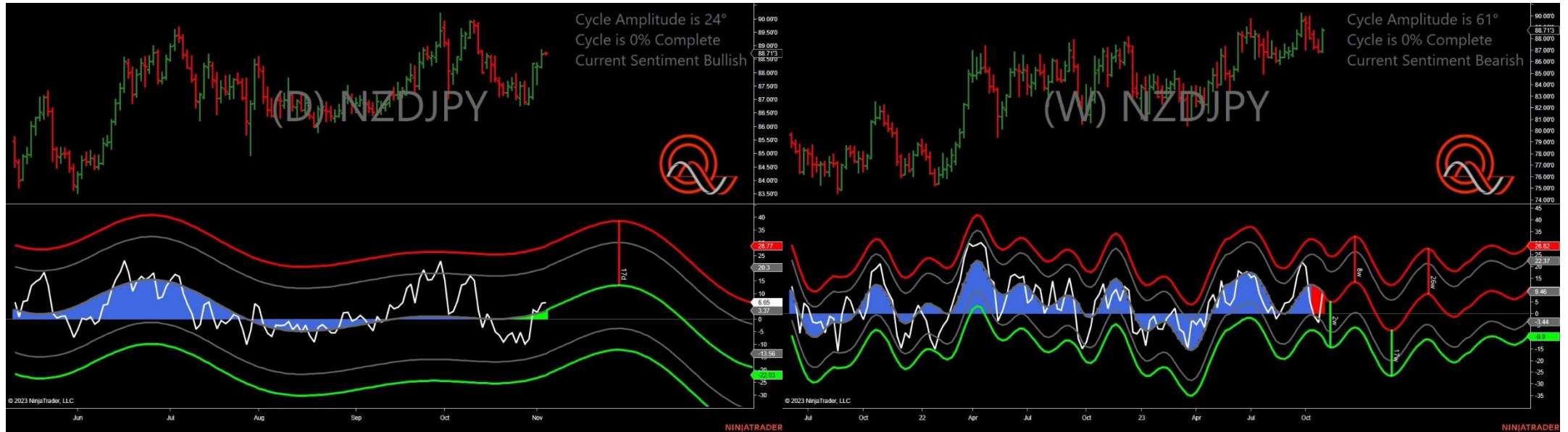
- Amplitude is 17° - Weak
- Direction Accuracy is 94.6%
- Market is at Support Extreme - Expect market consolidation Between \$0.80974 and \$0.80969

New Zealand Dollar/Swiss Franc - Analysis Chart



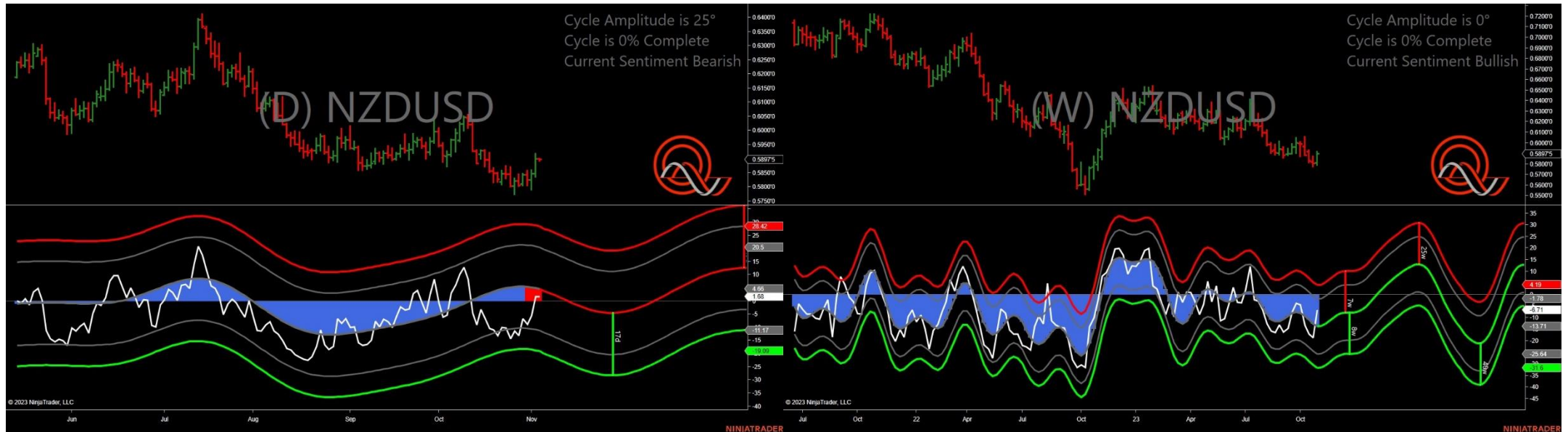
- Amplitude is 17° - Weak
- Direction Accuracy is 82.9%
- Market is at Support Extreme - Expect market consolidation Between \$0.53399 and \$0.53383

New Zealand Dollar/Japanese Yenese - Analysis Chart



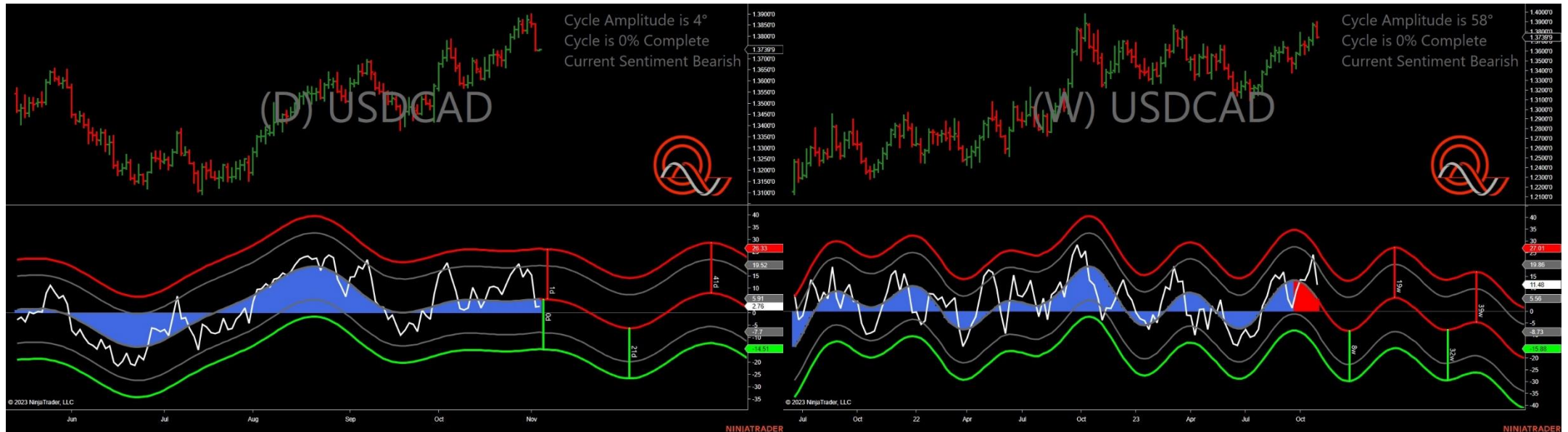
- Amplitude is 24° - Good
- Direction Accuracy is 57%
- Market is at Support Extreme - Expect market consolidation Between \$88.713 and \$88.664

New Zealand Dollar/Us Dollar - Analysis Chart



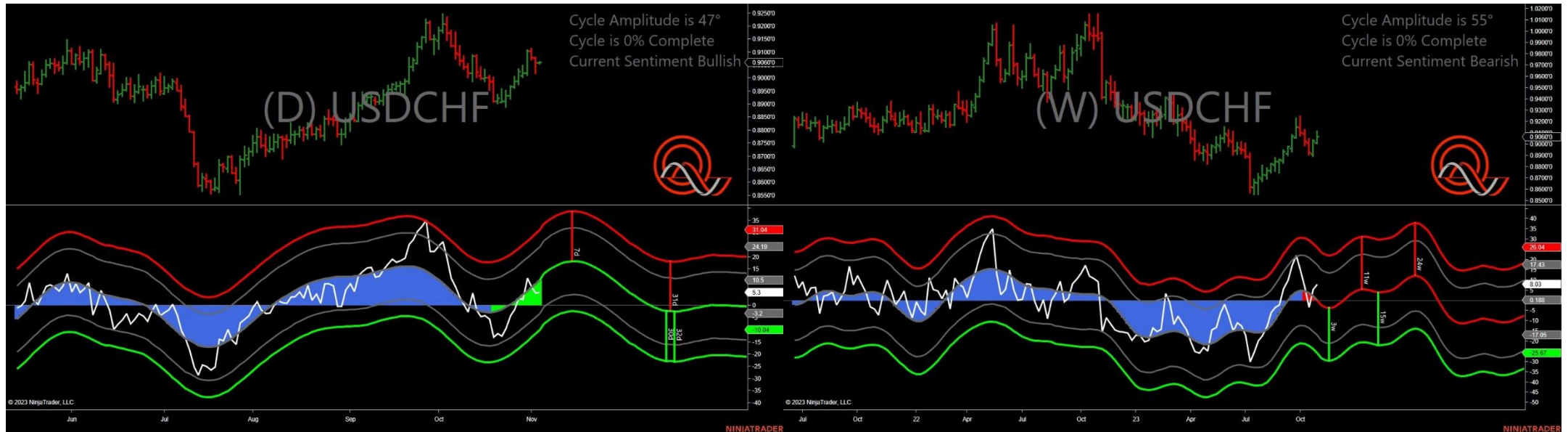
- Amplitude is 25° - Good
- Direction Accuracy is 94%
- Market is at Resistance Extreme - Expect market consolidation Between \$0.5899 and \$0.5898

Us Dollar /Canadian Dollar - Analysis Chart



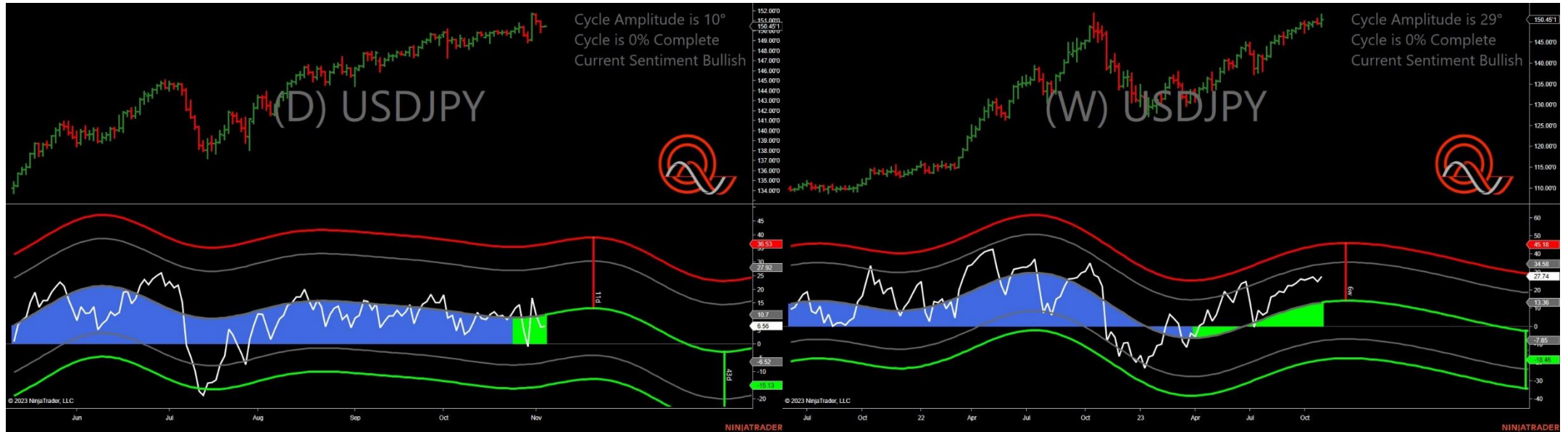
- Amplitude is 4° - Weak
- Direction Accuracy is 52.5%
- Market is at Resistance Extreme - Expect market consolidation Between \$1.37414 and \$1.37399

Us Dollar /Swiss Franc - Analysis Chart



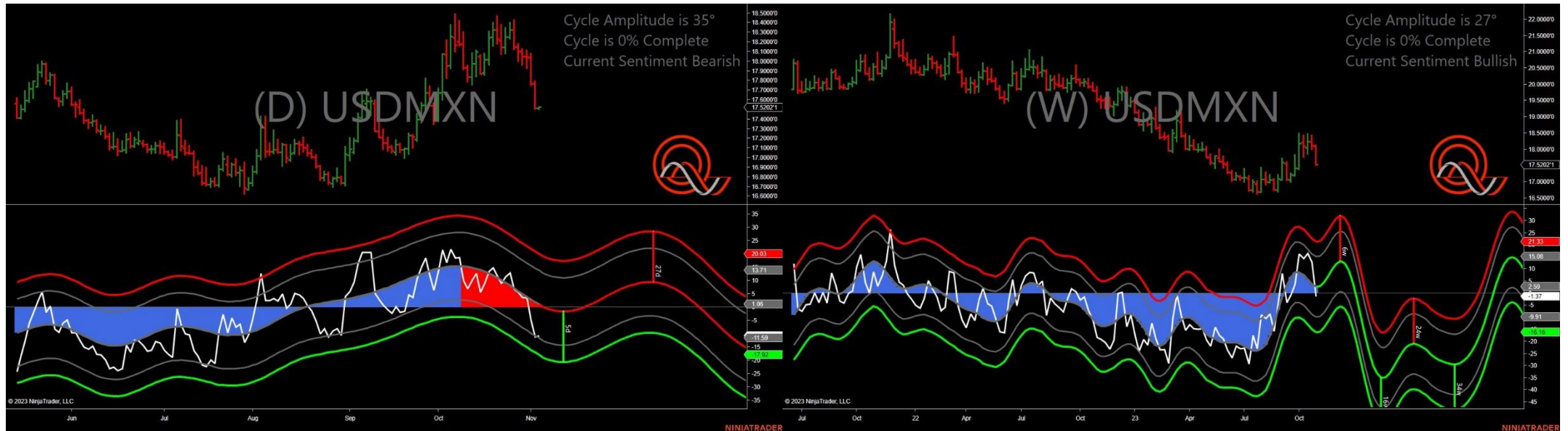
- Amplitude is 47° - Strong
- Direction Accuracy is 66.1%
- Market is at Support Extreme - Expect market consolidation Between \$0.90577 and \$0.90544

Us Dollar /Japanese Yen - Analysis Chart



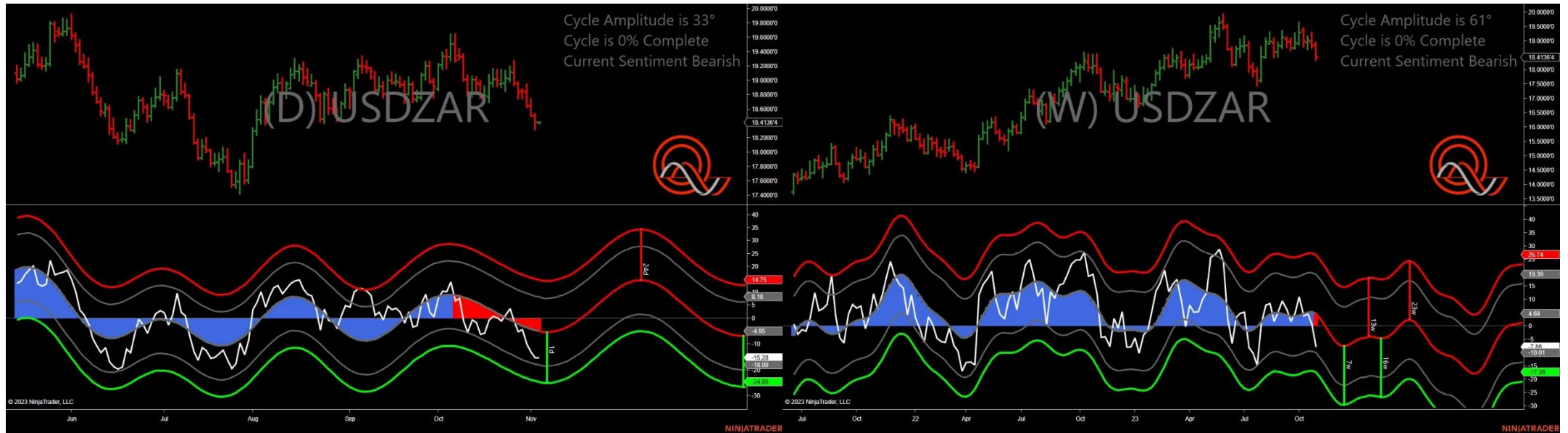
- Amplitude is 10° - Weak
- Direction Accuracy is 72.1%
- Market is at Support Extreme - Expect market consolidation Between \$150.406 and \$150.405

Us Dollar /Mexican - Analysis Chart



- Amplitude is 35° - Good
- Direction Accuracy is 68.7%
- Market is at Resistance Extreme - Expect market consolidation Between \$17.52438 and \$17.52021

Us Dollar/South Africa Rand - Analysis Chart



- Amplitude is 33° - Good
- Direction Accuracy is 73.7%
- Market is at Resistance Extreme - Expect market consolidation Between \$18.41379 and \$18.41364