



QUANTCYCLES

FOREX

OPPORTUNITIES & EXTREMES

About This Document

- This document contains two cyclical market patterns based on the QuantCycles Cycle Analysis Software
- **Cycle Continuation Opportunity** – These are defined as a deviation of the forecast direction that extend to the upper or lower extremes. There is a high probability that the market will return to the forecast direction within a projected time frame. A Dual Opportunity has a higher probability of returning to the forecast direction than a Single Opportunity.
 - Always look for market commonality. For example, if you're looking at a DOW30 stock to buy, does the index look positive as well?
 - As the market approaches the cycle forecast turning point, the probability of the market following that direction decays. This is indicated by the "Cycle Percent Complete" note at the top of the chart, as well as predicted duration dates
 - At an Opportunity, a strong market may continue to go against the forecast trend, therefore, we recommend waiting for confirmation of the turning point before acting on it.
 - If the Market has not returned to the direction of the cycle by the minimum expected cycle duration date, consider the cycle incorrect.
- **Cycle Extreme** – These are defined as a deviation of the forecast direction, but with a lessor probability of return to the forecast direction. A Dual Extreme is a stronger Support / Resistance than a Single Extreme.
 - The Cycle Continuation Opportunity information above applies here as well, but can be utilized more to take profits than to consider for entry
 - Indicates that a market is at or near a Cycle Support or Resistance.
 - There is a high probability of a market stall.

Analysis Overview

- 1 Dual Extremes
- 5 Single Extremes
- 31 Analysis

Cycle Extremes

1 Dual Extremes

- CADJPY

- 6J - Japanese Yen Futures

- EURAUD

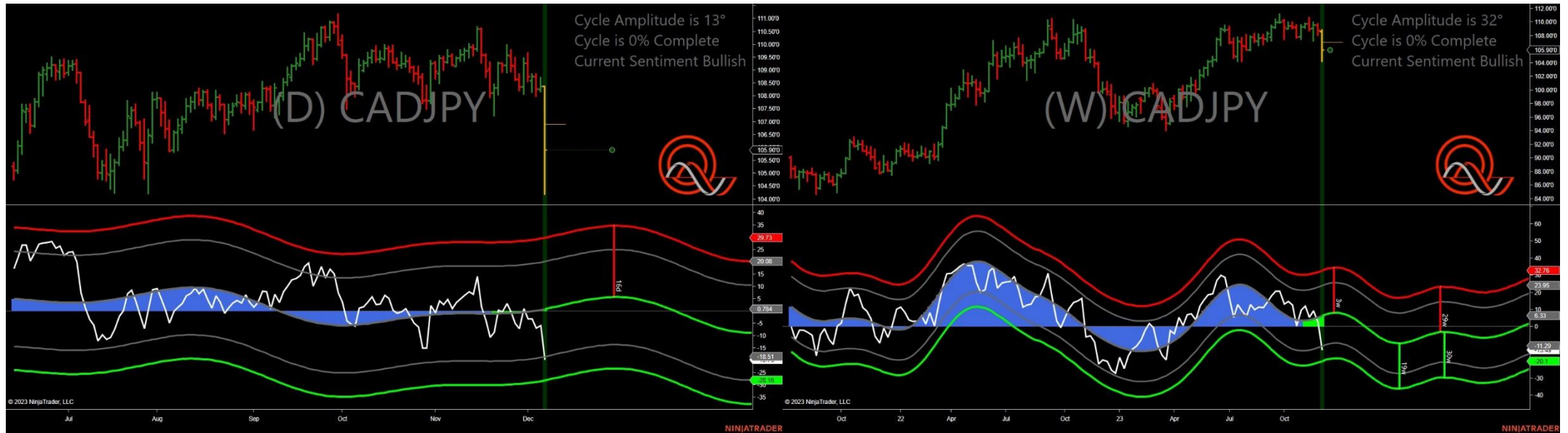
- GBPAUD

- NZDCHF

- USDJPY

5 Single Extremes

Canadian Dollar/Japanese Yen - Dual Extreme



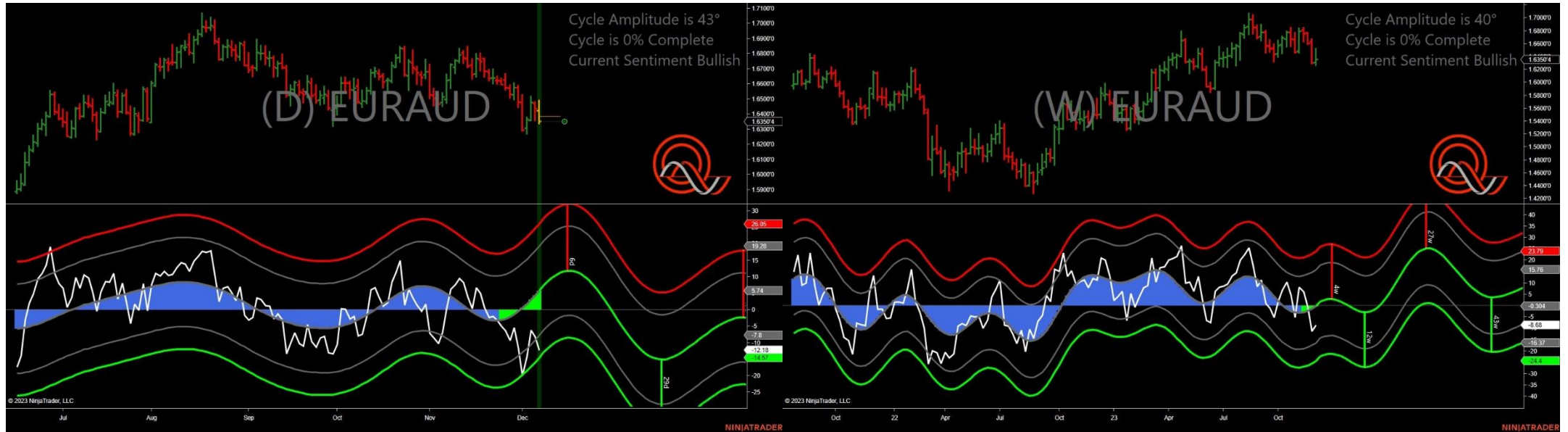
- Amplitude is 13° - Weak
- Direction Accuracy is 78.1%
- Market is at Support Extreme - Expect market consolidation Between \$105.9 and \$104.19

Japanese Yen Futures - Single Weekly Extreme



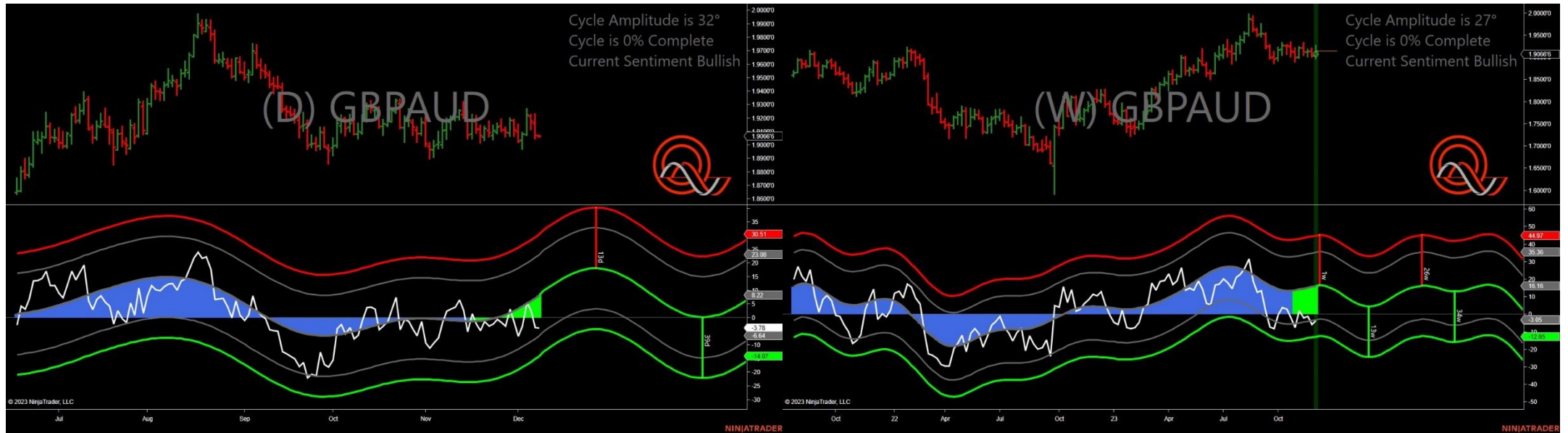
- Amplitude is 14° - Weak
- Direction Accuracy is 82.7%
- Market is at Support Extreme - Expect market consolidation Between \$0.0068015 and \$0.006798

Euro Dollar/Australian Dollar - Single Daily Extreme



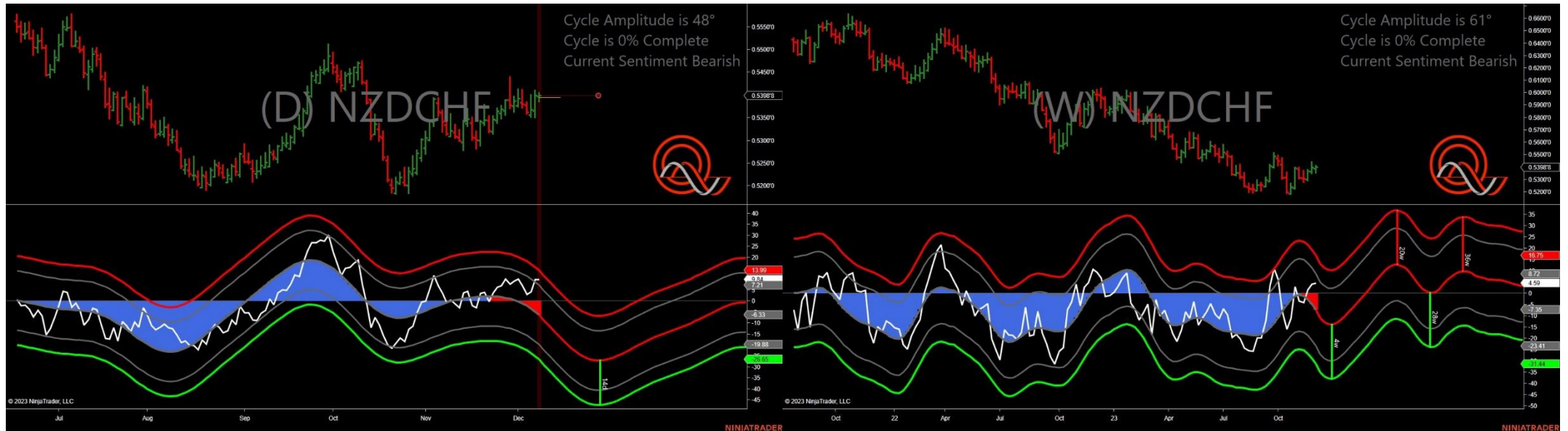
- Amplitude is 43° - Strong
- Direction Accuracy is 78.6%
- Market is at Support Extreme - Expect market consolidation Between \$1.63504 and \$1.63364

British Pound/Australian Dollar - Single Weekly Extreme



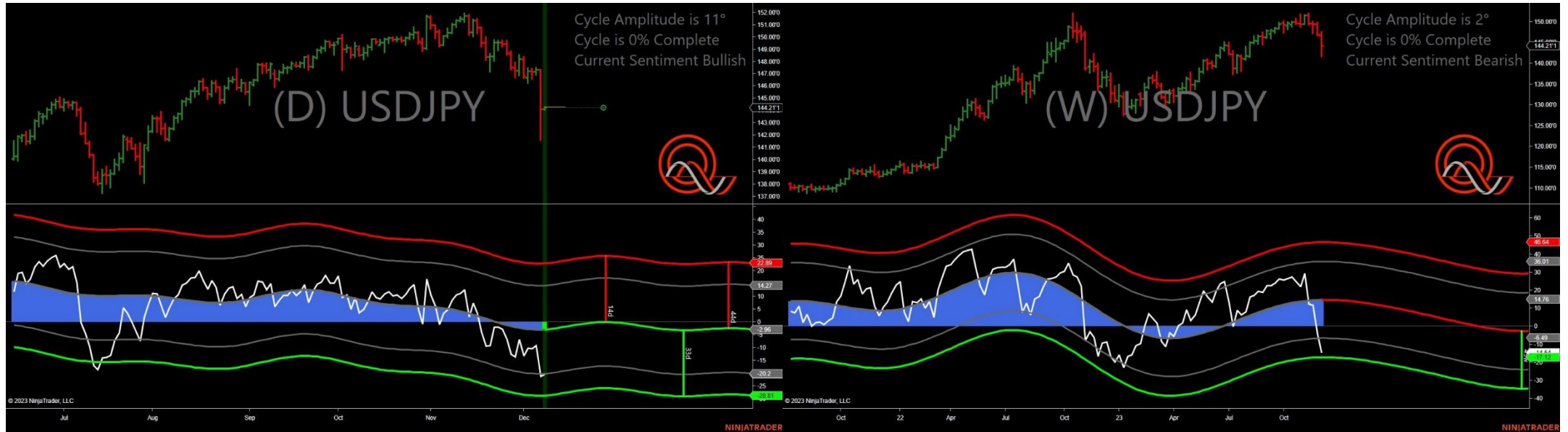
- Amplitude is 32° - Good
- Direction Accuracy is 76.8%
- Market is at Support Extreme - Expect market consolidation Between \$1.90666 and \$1.90567

New Zealand Dollar/Swiss Franc - Single Daily Extreme



- Amplitude is 48° - Strong
- Direction Accuracy is 62.7%
- Market is at Resistance Extreme - Expect market consolidation Between \$0.54042 and \$0.53988

Us Dollar /Japanese Yen - Single Daily Extreme



- Amplitude is 11° - Weak
- Direction Accuracy is 30.3%
- Market is at Support Extreme - Expect market consolidation Between \$144.092 and \$144.055

Analysis Charts

31 Charts

- 6A - Australian Dollar Futures
- 6B - British Pound Futures
- 6C - Canadian Dollar Futures
- 6E - Euro FX Futures
- 6M - Mexican Peso Futures
- 6S - Swiss Franc Futures
- AUDCAD
- AUDCHF
- AUDJPY
- AUDNZD
- AUDUSD
- CADCHF
- DX - US Dollar Index
- EURCAD
- EURCHF
- EURGBP
- EURJPY

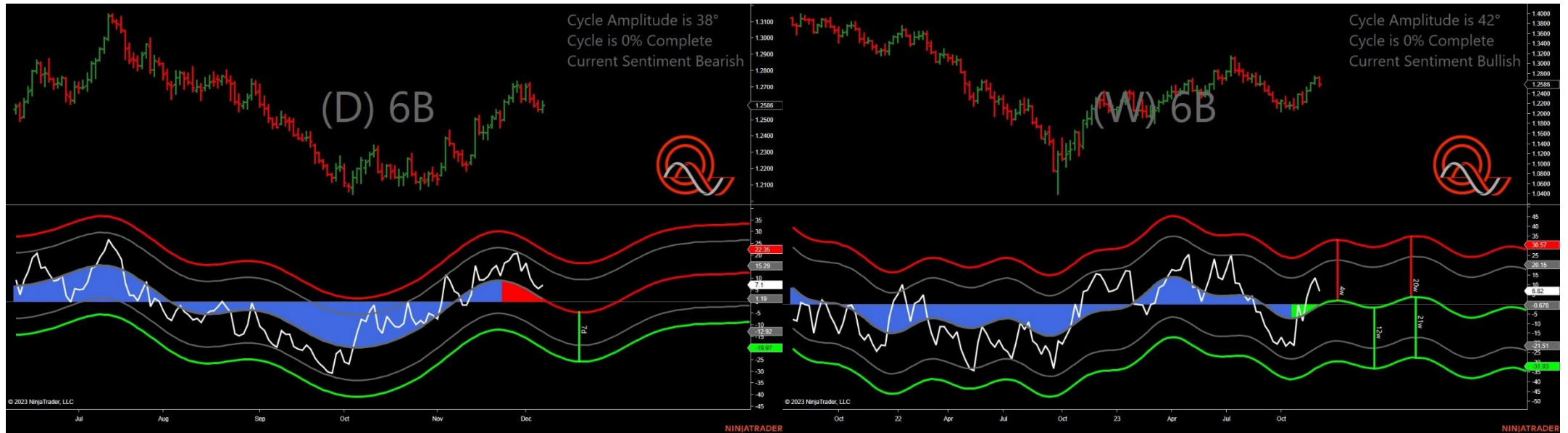
- EURUSD
- GBPCAD
- GBPCHF
- GBPJPY
- GBPNZD
- GBPUSD
- NZDCAD
- NZDJPY
- NZDUSD
- USDCAD
- USDCHF
- USDMXN
- USDNOK
- USDZAR

Australian Dollar Futures - Analysis Chart



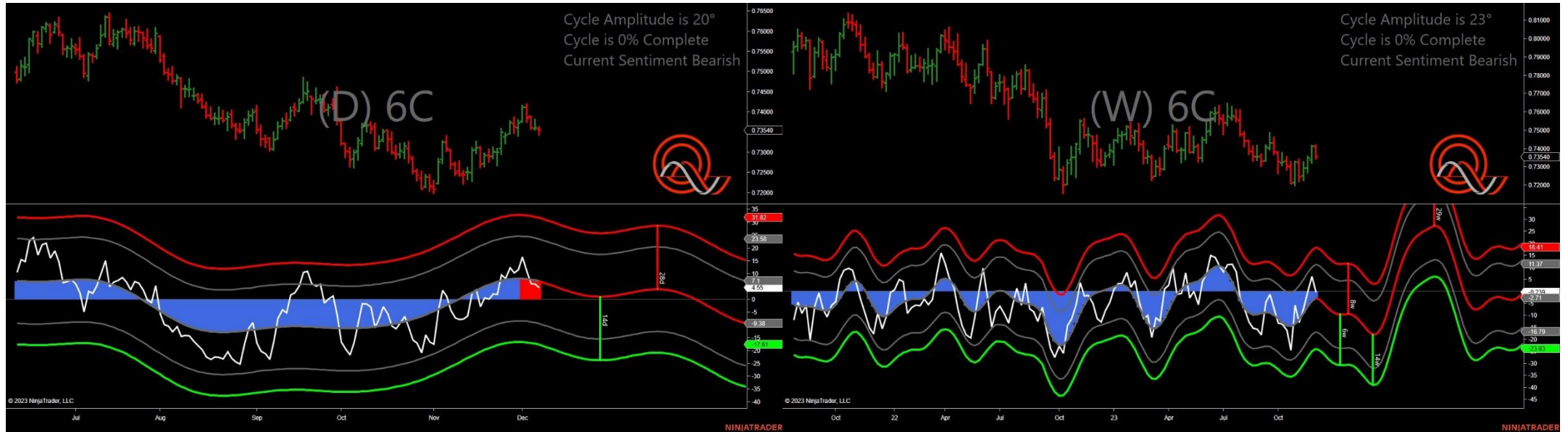
- Amplitude is 25° - Good
- Direction Accuracy is 92.2%
- Market is at Resistance Extreme - Expect market consolidation Between \$0.6622 and \$0.66035

British Pound Futures - Analysis Chart



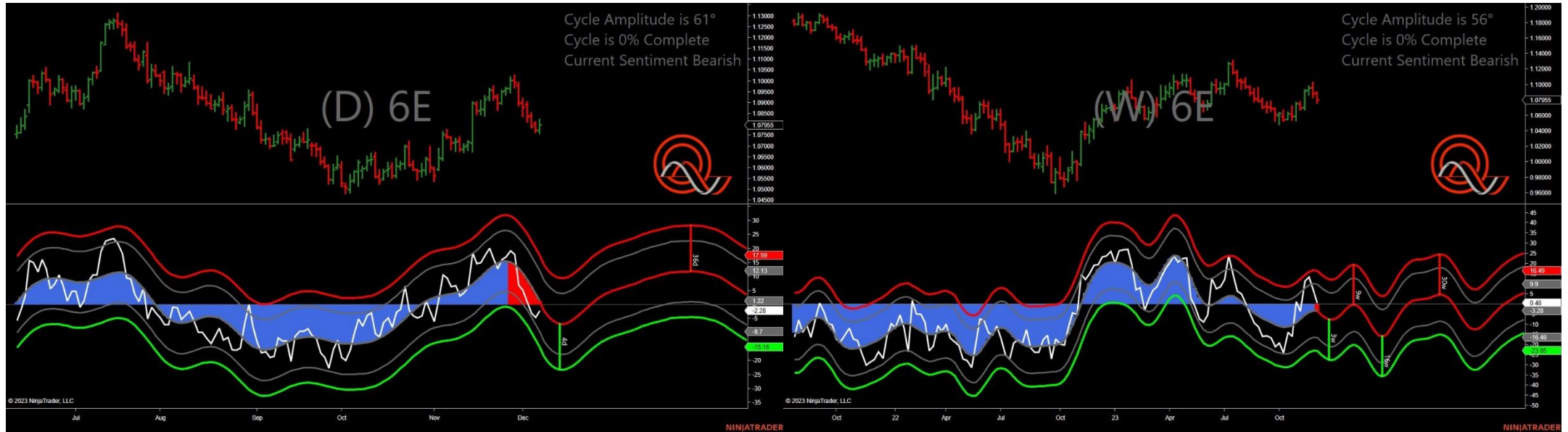
- Amplitude is 38° - Good
- Direction Accuracy is 63.7%
- Market is at Resistance Extreme - Expect market consolidation Between \$1.2613 and \$1.2586

Canadian Dollar Futures - Analysis Chart



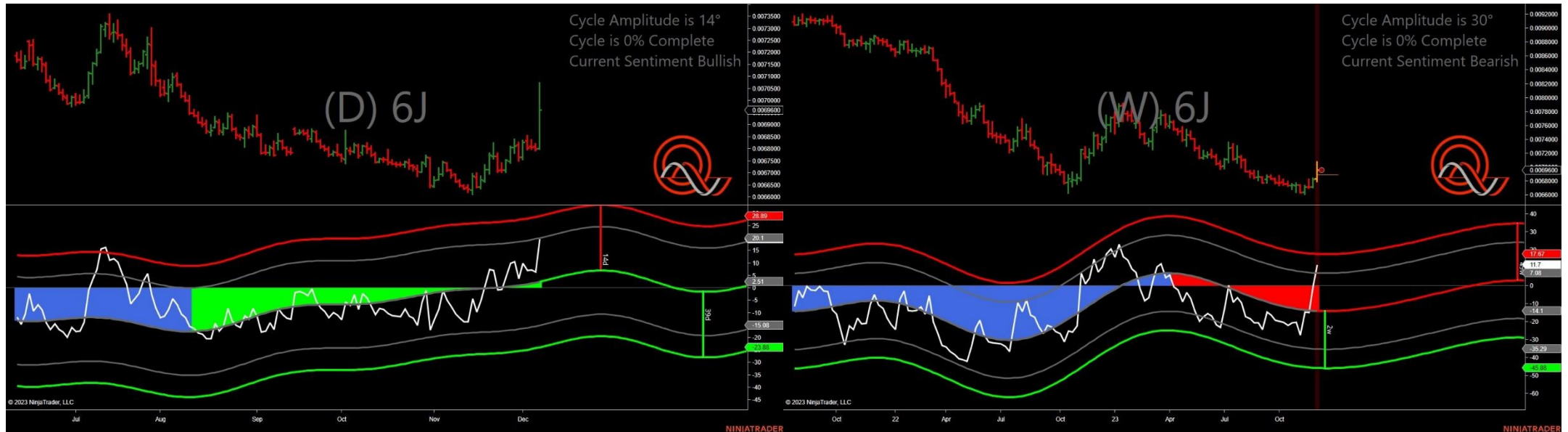
- Amplitude is 20° - Weak
- Direction Accuracy is 60.2%
- Market is at Resistance Extreme - Expect market consolidation Between \$0.7363 and \$0.7357

Euro FX Futures - Analysis Chart



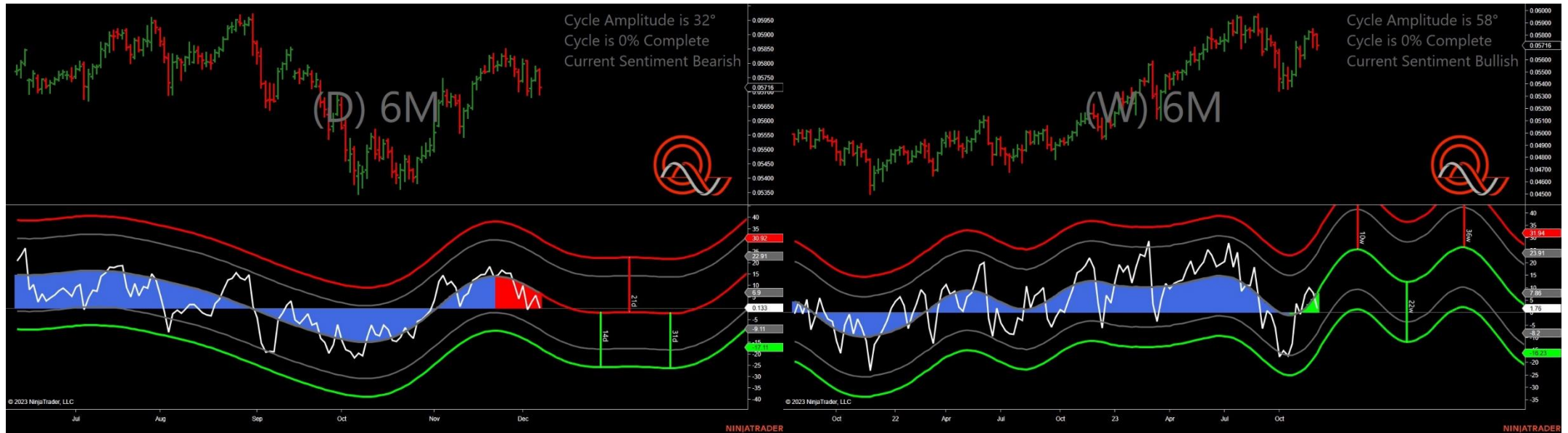
- Amplitude is 61° - Strong
- Direction Accuracy is 66.5%
- Market is at Resistance Extreme - Expect market consolidation Between \$1.08215 and \$1.07955

Japanese Yen Futures - Analysis Chart



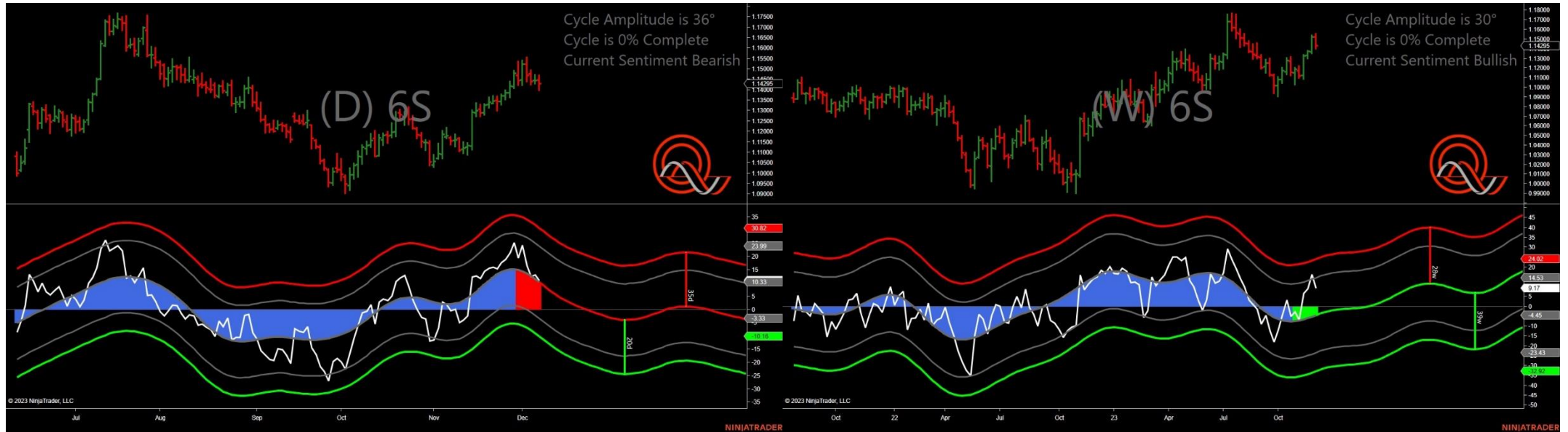
- Amplitude is 14° - Weak
- Direction Accuracy is 82.7%
- Market is at Support Extreme - Expect market consolidation Between \$0.0068015 and \$0.006798

Mexican Peso Futures - Analysis Chart



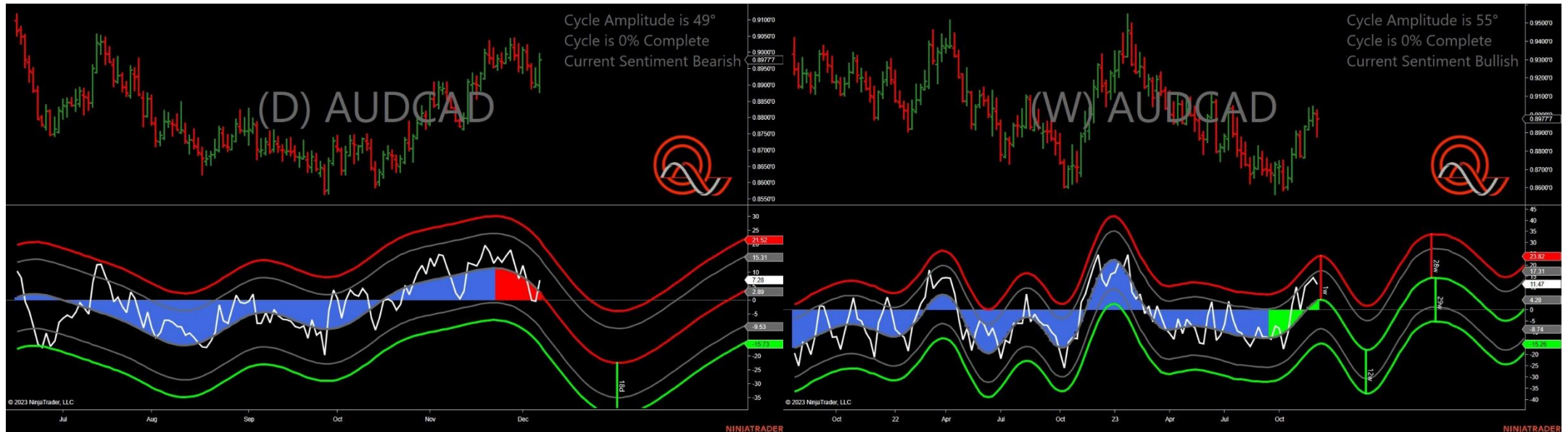
- Amplitude is 32° - Good
- Direction Accuracy is 66.3%
- Market is at Resistance Extreme - Expect market consolidation Between \$0.0578 and \$0.05777

Swiss Franc Futures - Analysis Chart



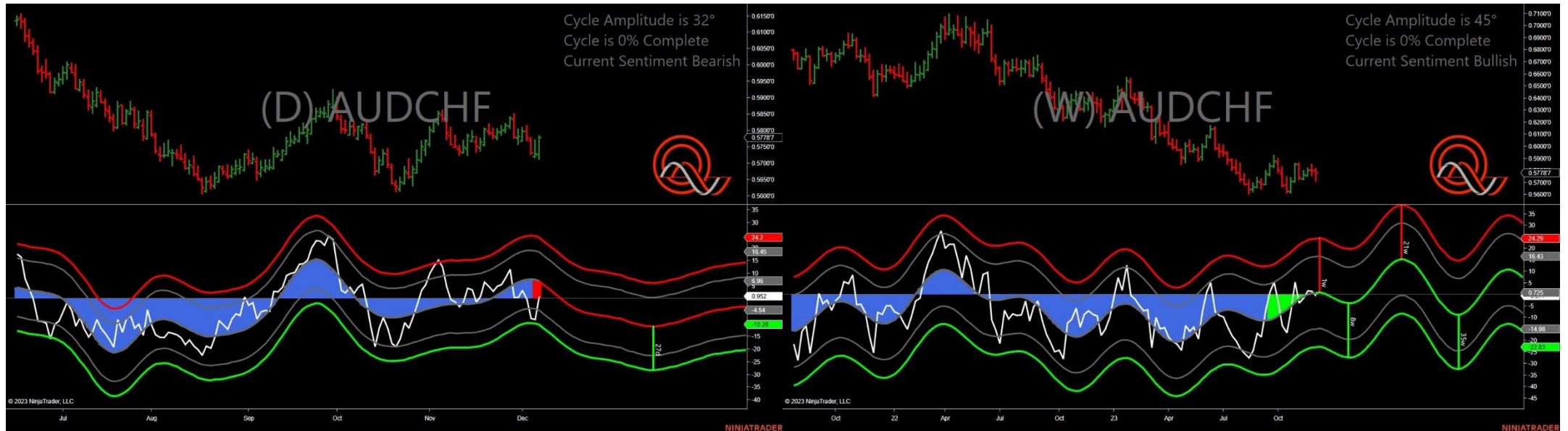
- Amplitude is 36° - Good
- Direction Accuracy is 55.6%
- Market is at Resistance Extreme - Expect market consolidation Between \$1.14685 and \$1.1446

Australian Dollar/ Canadian Dollar Dollar - Analysis Chart



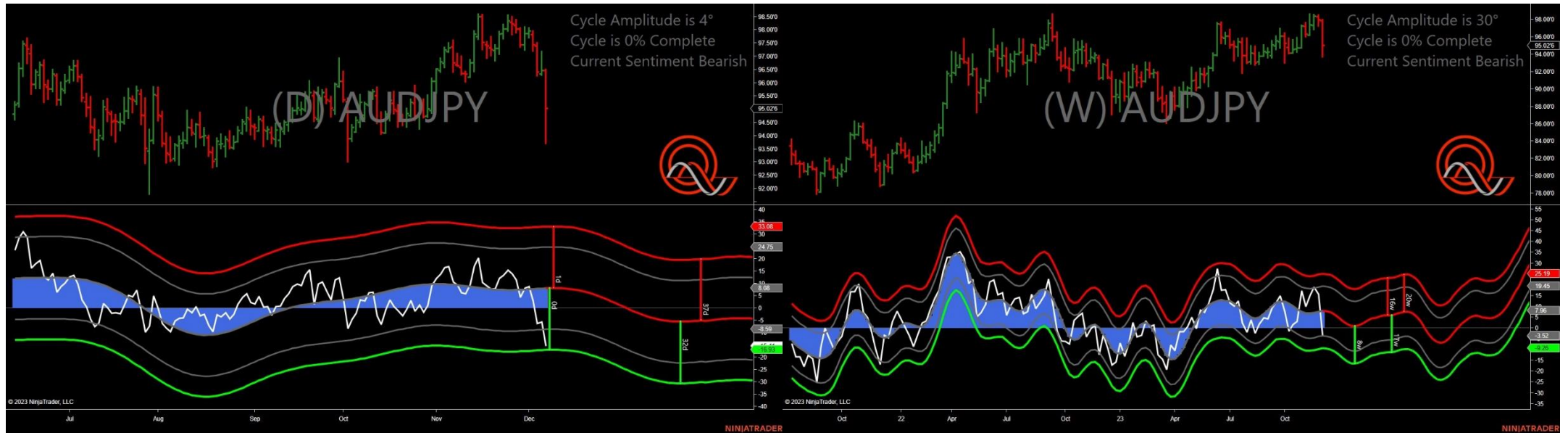
- Amplitude is 49° - Strong
- Direction Accuracy is 67.2%
- Market is at Resistance Extreme - Expect market consolidation Between \$0.89956 and \$0.89777

Australian Dollar /Swiss Franc Franc - Analysis Chart



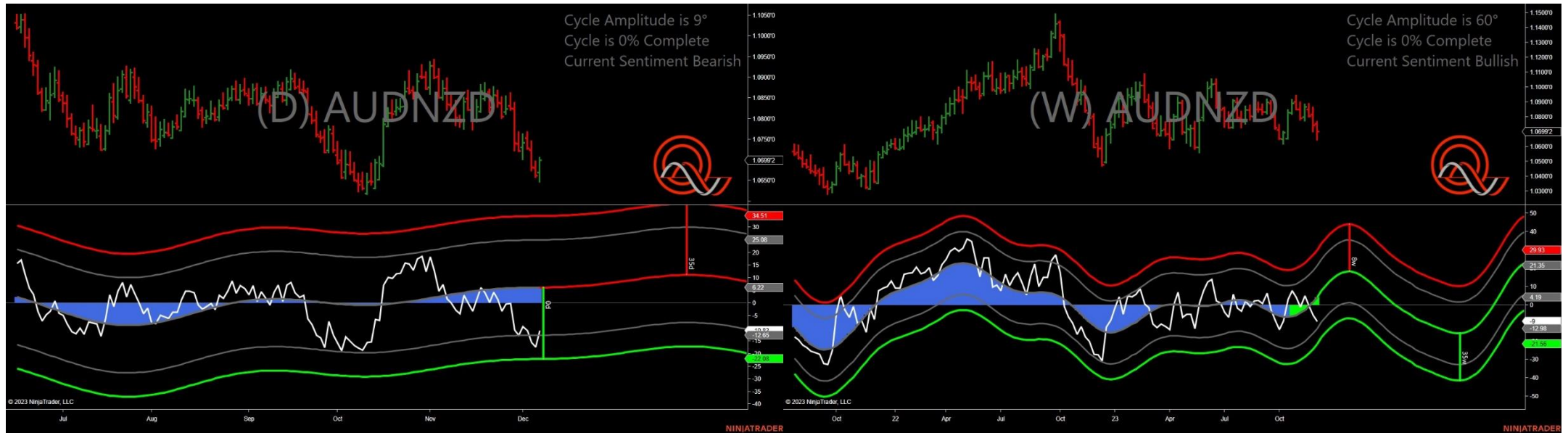
- Amplitude is 32° - Good
- Direction Accuracy is 80.4%
- Market is at Resistance Extreme - Expect market consolidation Between \$0.57836 and \$0.57787

Australian Dollar/Japanese Yen Yen - Analysis Chart



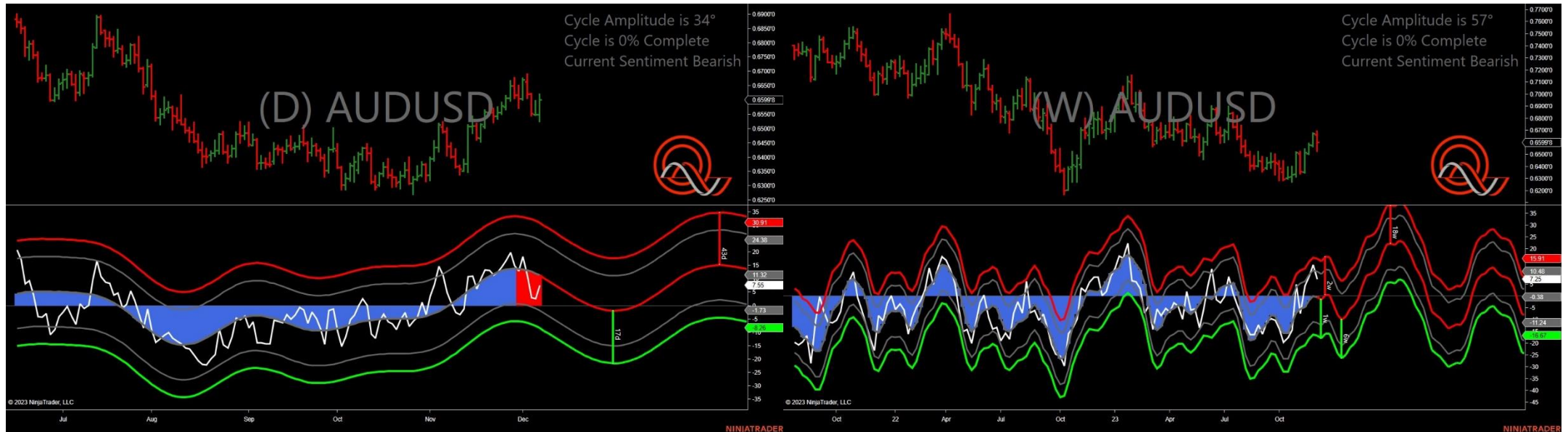
- Amplitude is 4° - Weak
- Direction Accuracy is 32.9%
- Market is at Resistance Extreme - Expect market consolidation Between \$96.492 and \$96.459

Australian Dollar/New Zealand Dollar - Analysis Chart



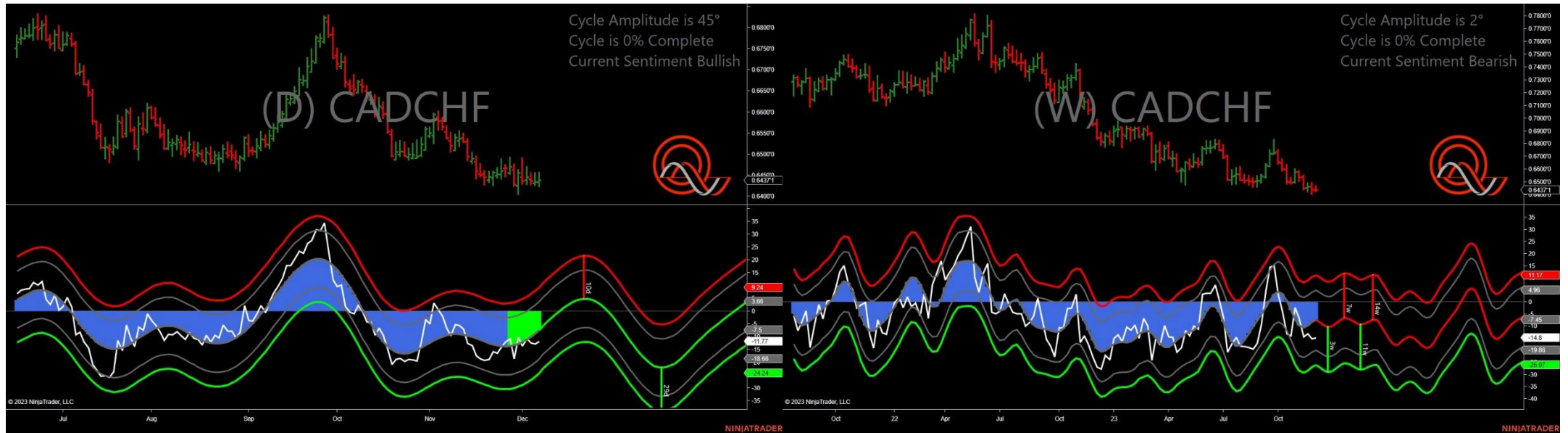
- Amplitude is 9° - Weak
- Direction Accuracy is 66.4%
- Market is at Resistance Extreme - Expect market consolidation Between \$1.07056 and \$1.06992

Australian Dollar/US Dollar - Analysis Chart



- Amplitude is 34° - Good
- Direction Accuracy is 56.8%
- Market is at Resistance Extreme - Expect market consolidation Between \$0.66201 and \$0.65998

Canadian Dollar/Swiss Franc - Analysis Chart



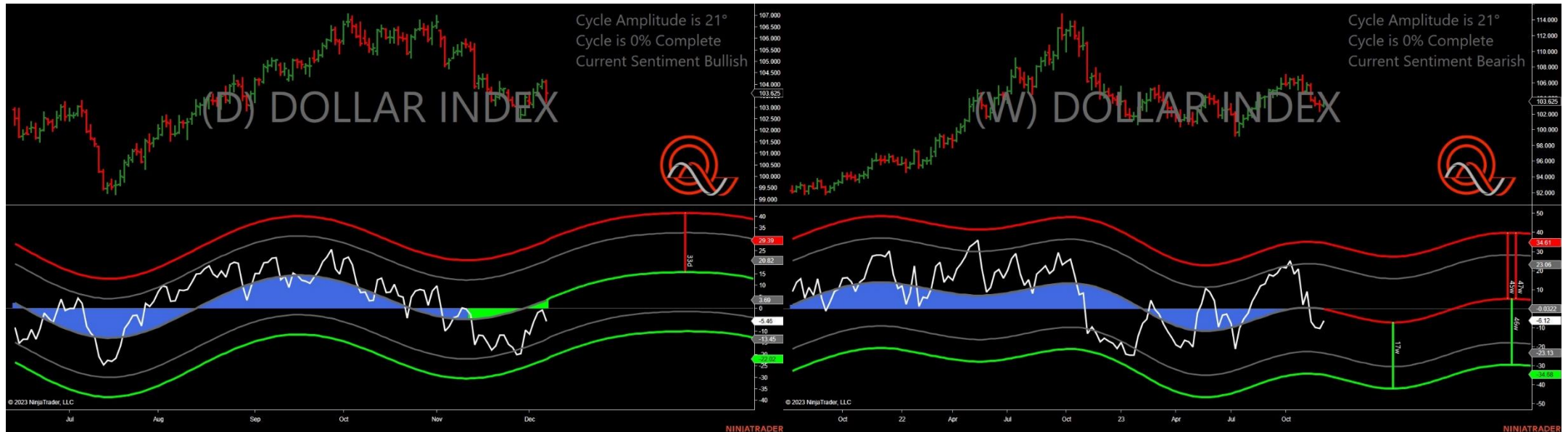
- Amplitude is 45° - Strong
- Direction Accuracy is 63.6%
- Market is at Support Extreme - Expect market consolidation Between \$0.64323 and \$0.6423

Canadian Dollar/Japanese Yen - Analysis Chart



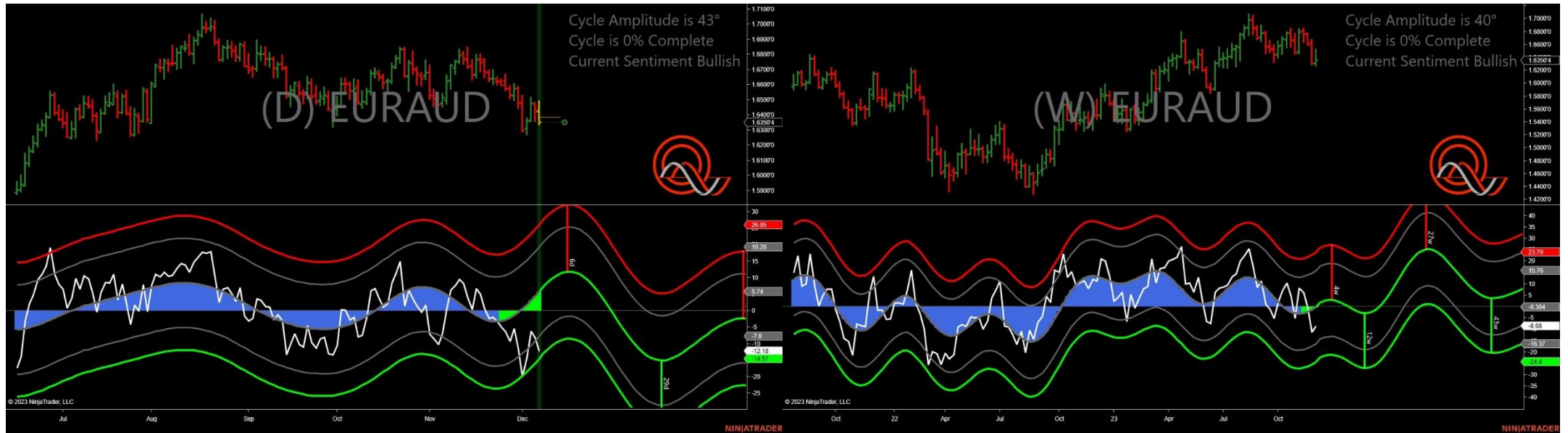
- Amplitude is 13° - Weak
- Direction Accuracy is 78.1%
- Market is at Support Extreme - Expect market consolidation Between \$105.9 and \$104.19

US Dollar Index - Analysis Chart



- Amplitude is 21° - Good
- Direction Accuracy is 89.7%
- Market is at Support Extreme - Expect market consolidation Between \$103.625 and \$103.215

Euro Dollar/Australian Dollar - Analysis Chart



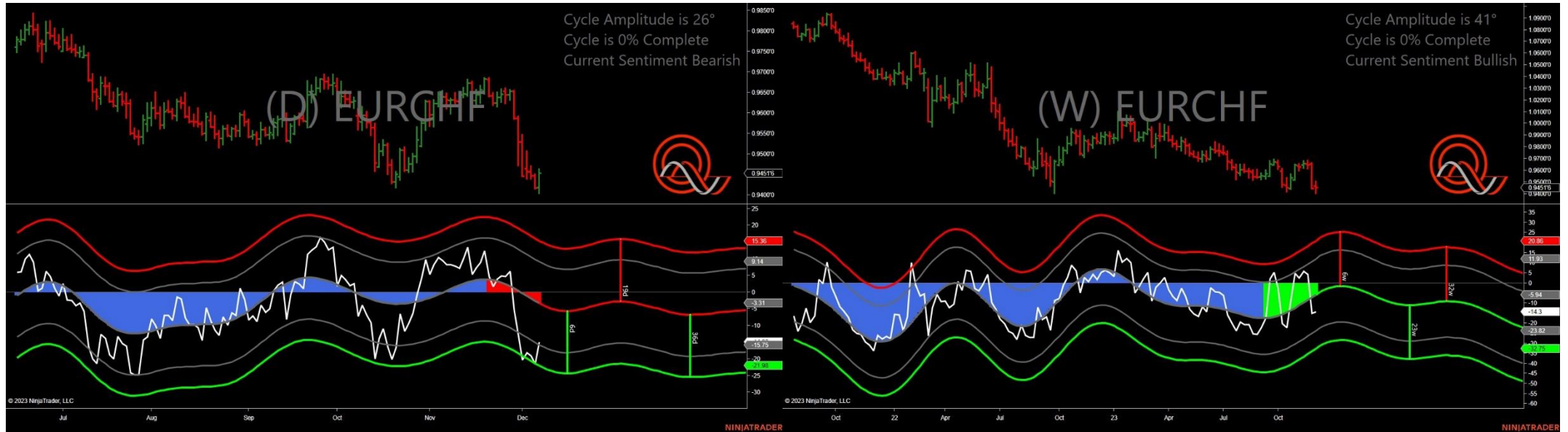
- Amplitude is 43° - Strong
- Direction Accuracy is 78.6%
- Market is at Support Extreme - Expect market consolidation Between \$1.63504 and \$1.63364

Euro Dollar/Canadian Dollar - Analysis Chart



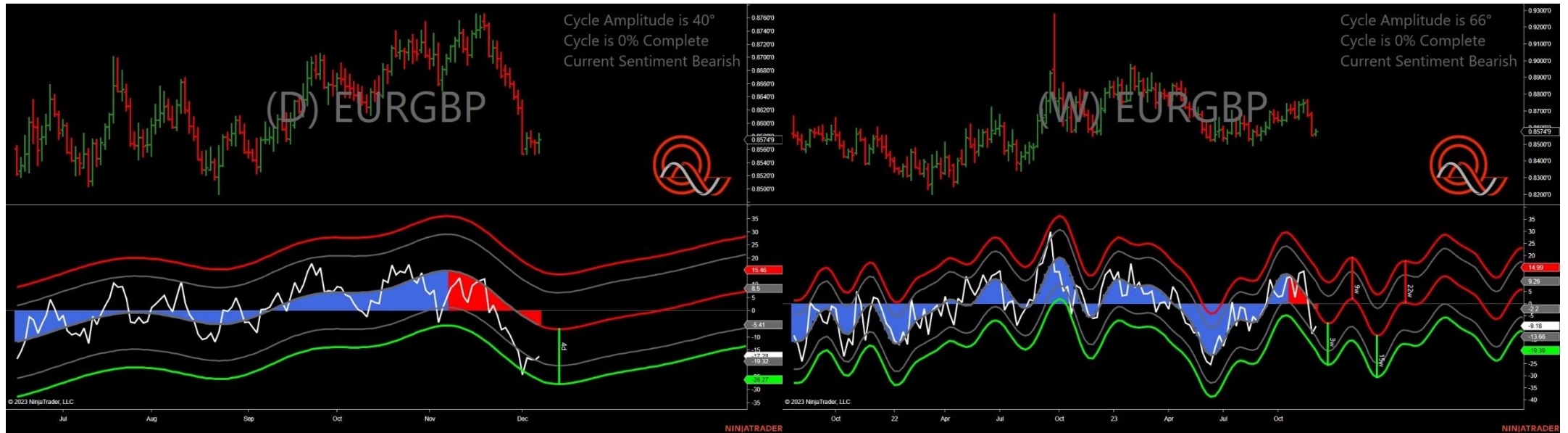
- Amplitude is 17° - Weak
- Direction Accuracy is 90.7%
- Market is at Resistance Extreme - Expect market consolidation Between \$1.4701 and \$1.46811

Euro Dollar/Swiss Franc - Analysis Chart



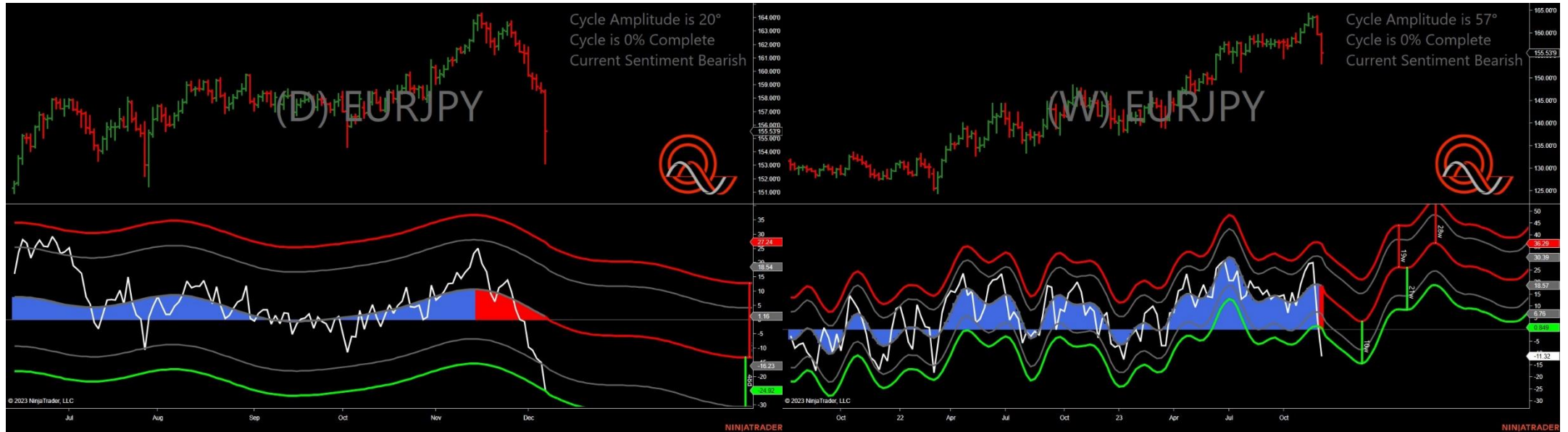
- Amplitude is 26° - Good
- Direction Accuracy is 88%
- Market is at Resistance Extreme - Expect market consolidation Between \$0.94622 and \$0.94516

Euro Dollar/British Pound - Analysis Chart



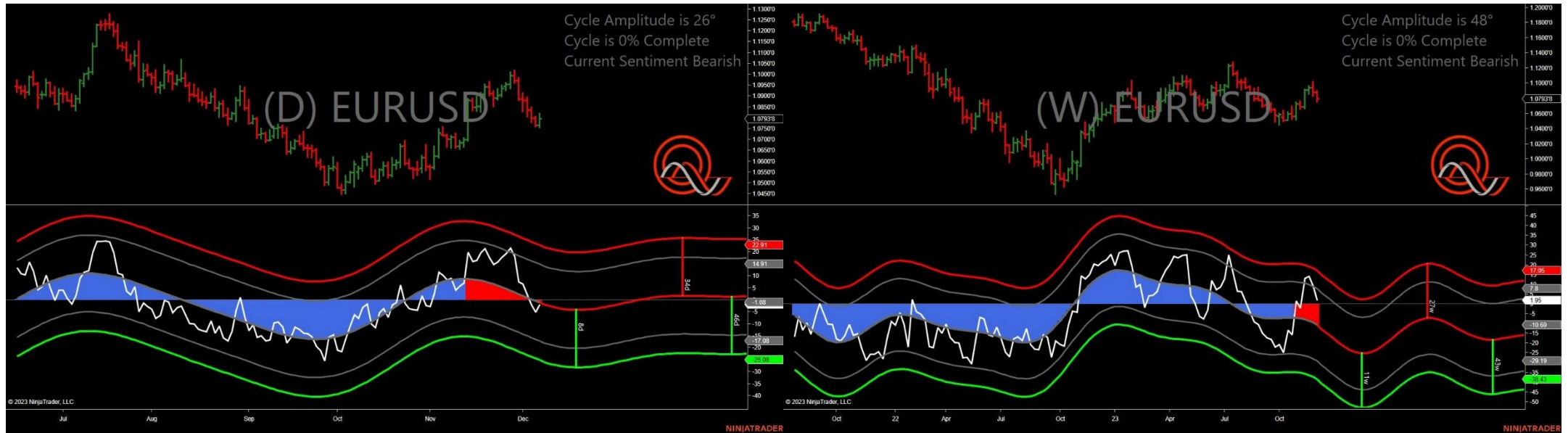
- Amplitude is 40° - Good
- Direction Accuracy is 75.9%
- Market is at Resistance Extreme - Expect market consolidation Between \$0.85844 and \$0.85749

Euro Dollar/Japanese Yen - Analysis Chart



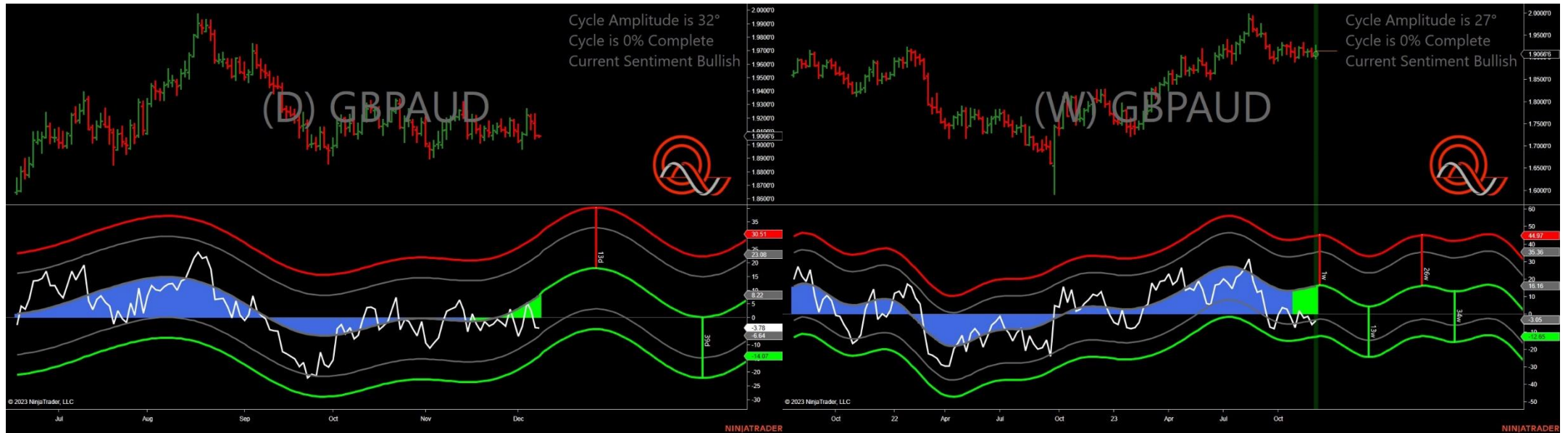
- Amplitude is 20° - Weak
- Direction Accuracy is 81.4%
- Market is at Resistance Extreme - Expect market consolidation Between \$158.583 and \$158.464

Euro Dollar/Us Dollar - Analysis Chart



- Amplitude is 26° - Good
- Direction Accuracy is 55.7%
- Market is at Resistance Extreme - Expect market consolidation Between \$1.08176 and \$1.07938

British Pound/Australian Dollar - Analysis Chart



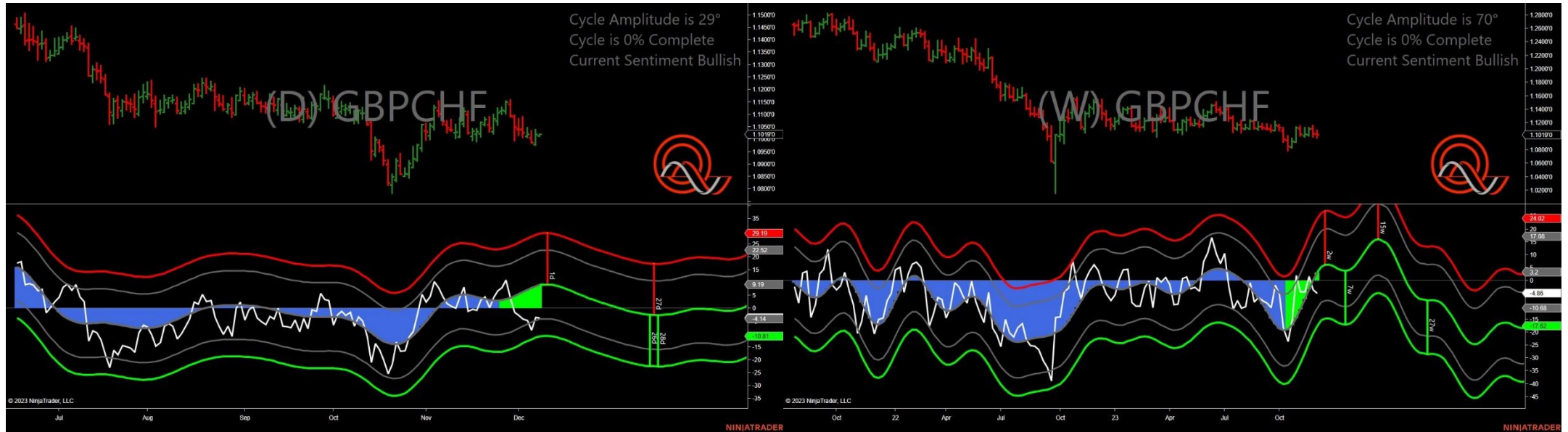
- Amplitude is 32° - Good
- Direction Accuracy is 76.8%
- Market is at Support Extreme - Expect market consolidation Between \$1.90666 and \$1.90567

British Pound/Canadian Dollar - Analysis Chart



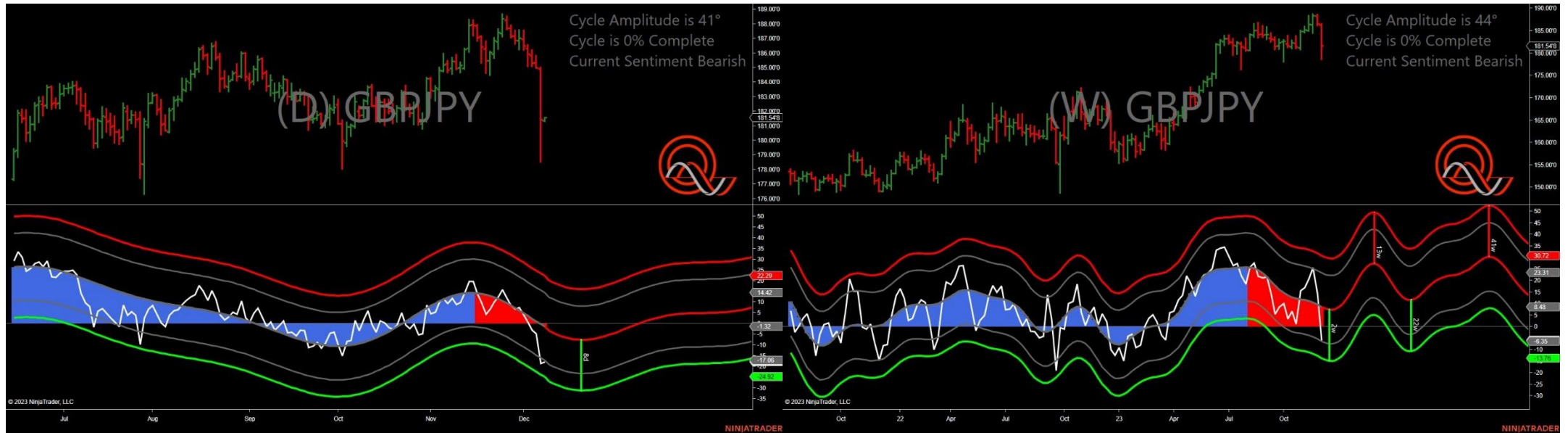
- Amplitude is 40° - Good
- Direction Accuracy is 85.7%
- Market is at Resistance Extreme - Expect market consolidation Between \$1.71124 and \$1.71059

British Pound/Swiss Franc - Analysis Chart



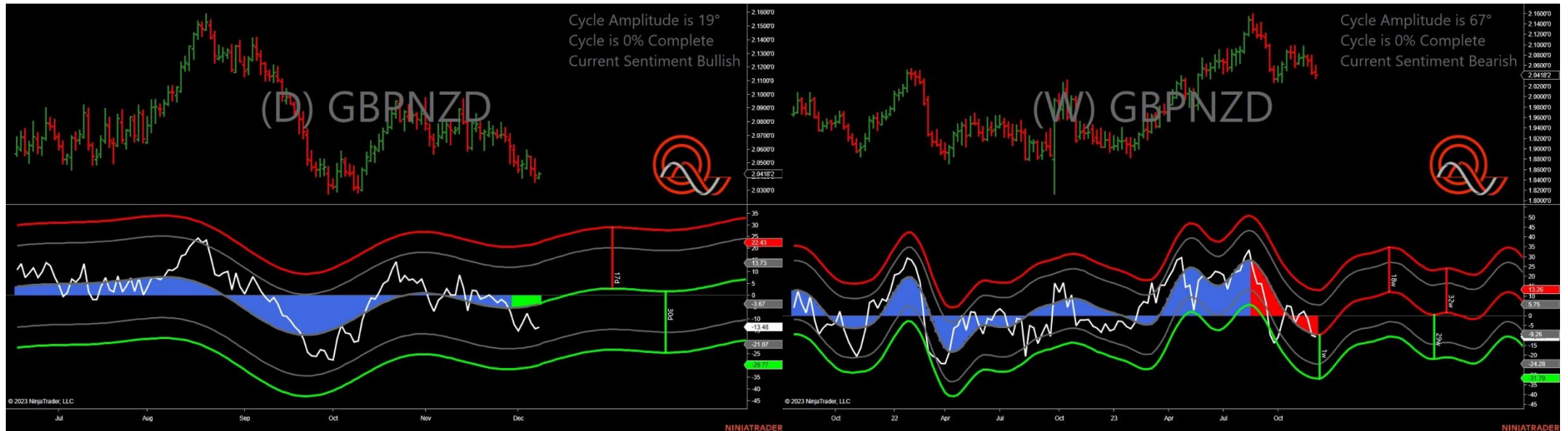
- Amplitude is 29° - Good
- Direction Accuracy is 64.8%
- Market is at Support Extreme - Expect market consolidation Between \$1.10122 and \$1.10108

British Pound/Japanese Yen - Analysis Chart



- Amplitude is 41° - Strong
- Direction Accuracy is 63.2%
- Market is at Resistance Extreme - Expect market consolidation Between \$181.558 and \$181.548

British Pound/New Zealand Dollar - Analysis Chart



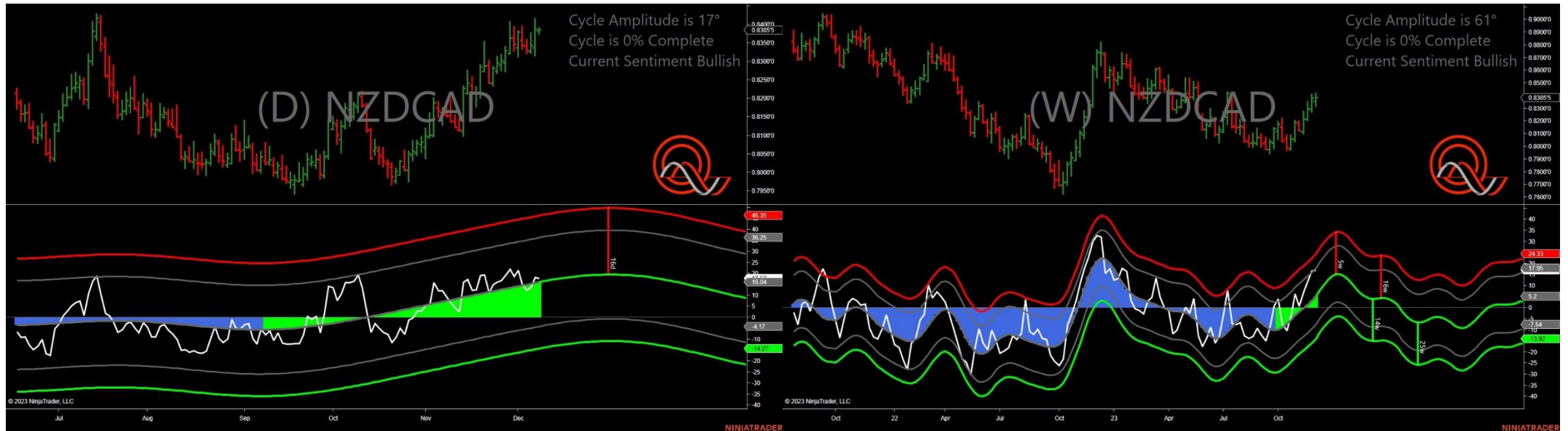
- Amplitude is 19° - Weak
- Direction Accuracy is 50.7%
- Market is at Support Extreme - Expect market consolidation Between \$2.03907 and \$2.03864

British Pound/Us Dollar - Analysis Chart



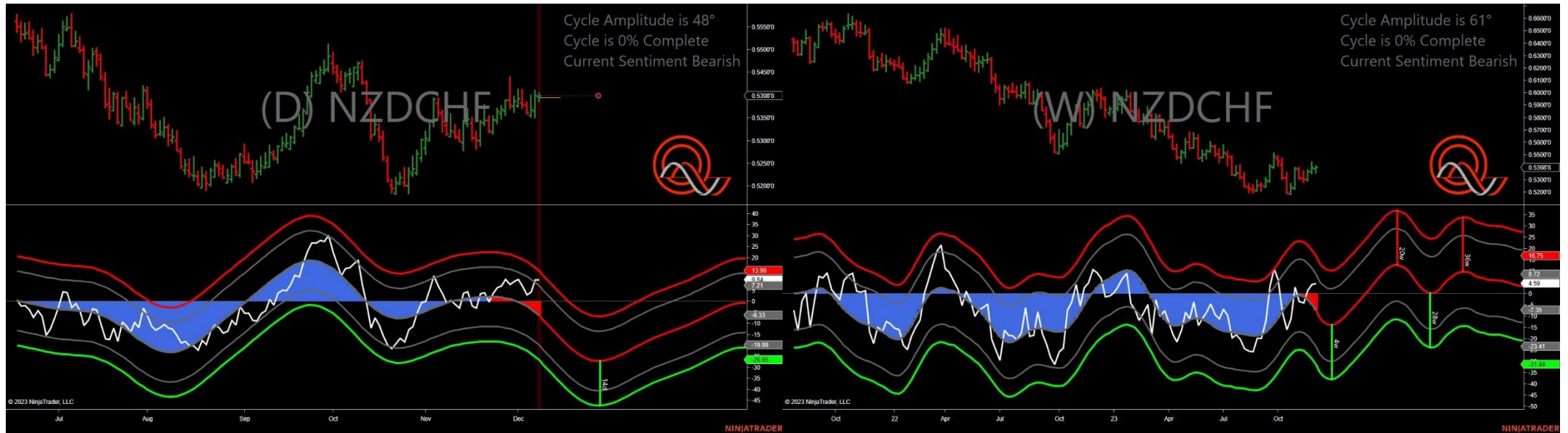
- Amplitude is 46° - Strong
- Direction Accuracy is 57.1%
- Market is at Resistance Extreme - Expect market consolidation Between \$1.25936 and \$1.25899

New Zealand Dollar/Canadian Dollar - Analysis Chart



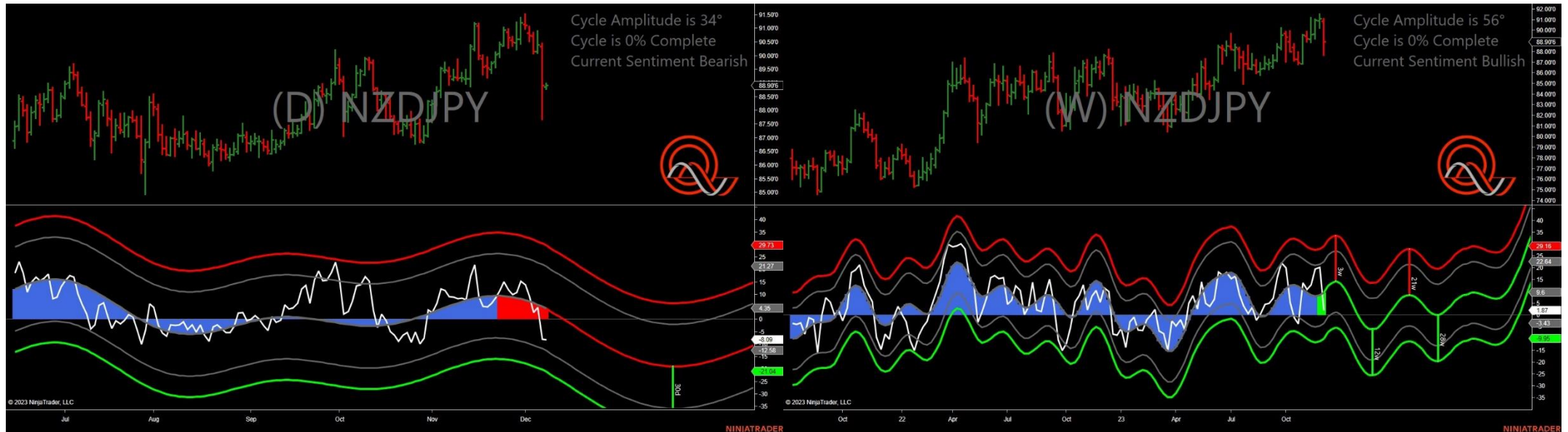
- Amplitude is 17° - Weak
- Direction Accuracy is 93.6%
- Market is at Support Extreme - Expect market consolidation Between \$0.8382 and \$0.83742

New Zealand Dollar/Swiss Franc - Analysis Chart



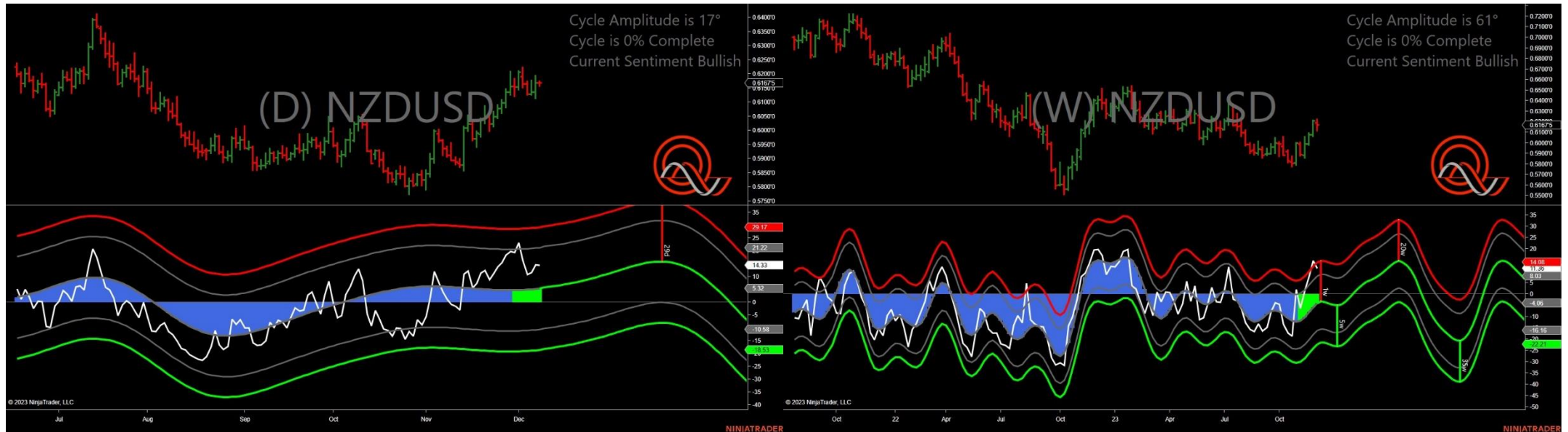
- Amplitude is 48° - Strong
- Direction Accuracy is 62.7%
- Market is at Resistance Extreme - Expect market consolidation Between \$0.54042 and \$0.53988

New Zealand Dollar/Japanese Yenese - Analysis Chart



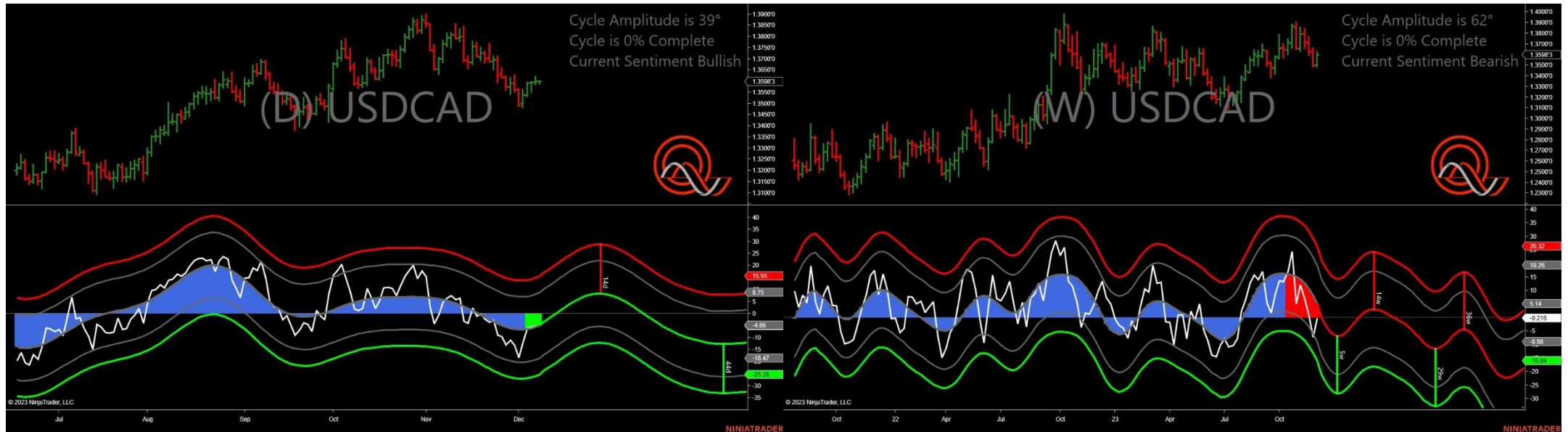
- Amplitude is 34° - Good
- Direction Accuracy is 78.9%
- Market is at Resistance Extreme - Expect market consolidation Between \$88.99 and \$88.906

New Zealand Dollar/Us Dollar - Analysis Chart



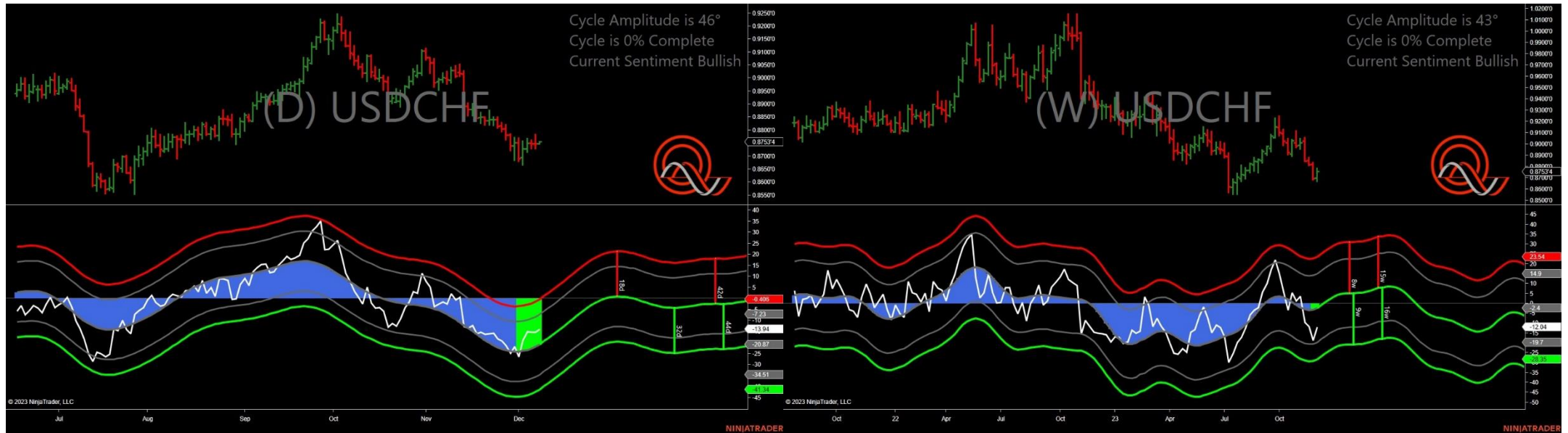
- Amplitude is 17° - Weak
- Direction Accuracy is 92.7%
- Market is at Support Extreme - Expect market consolidation Between \$0.61675 and \$0.61576

Us Dollar /Canadian Dollar - Analysis Chart



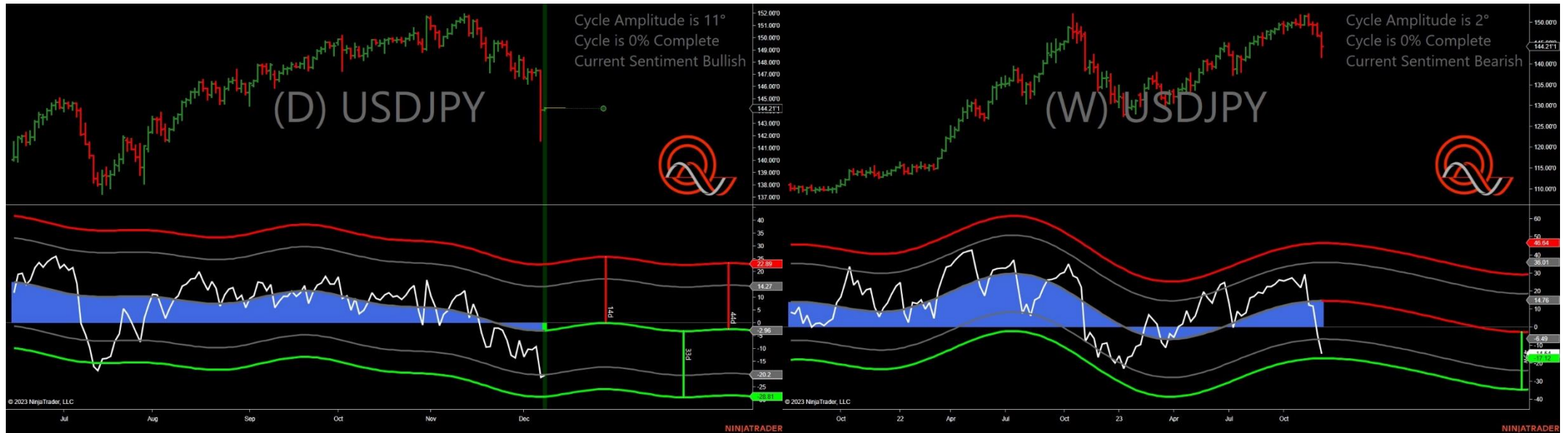
- Amplitude is 39° - Good
- Direction Accuracy is 70.6%
- Market is at Support Extreme - Expect market consolidation Between \$1.35975 and \$1.35861

Us Dollar /Swiss Franc - Analysis Chart



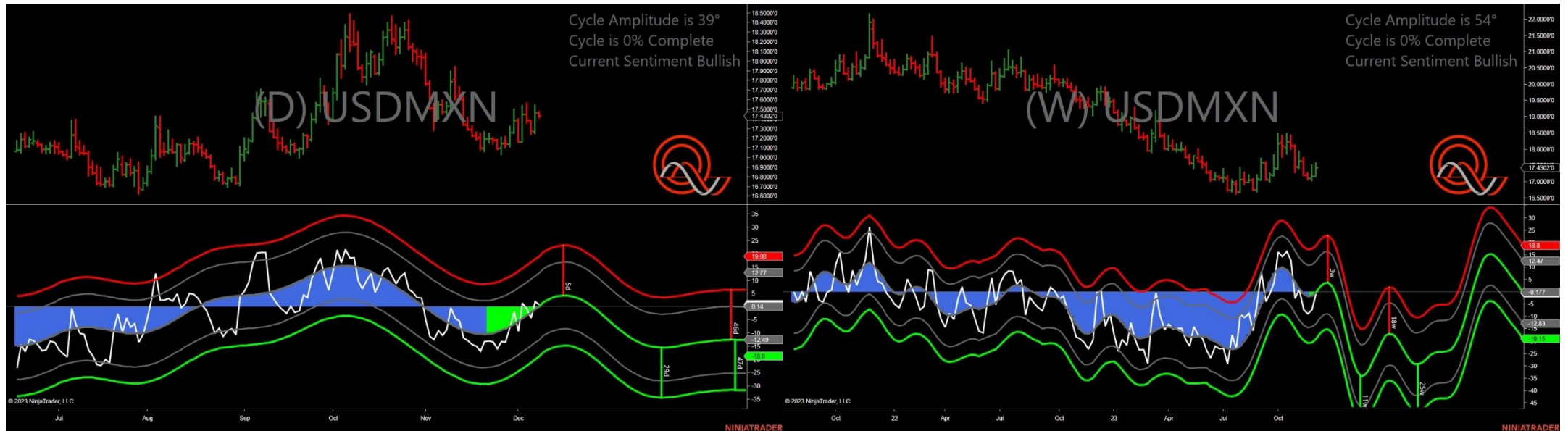
- Amplitude is 46° - Strong
- Direction Accuracy is 40%
- Market is at Support Extreme - Expect market consolidation Between \$0.87465 and \$0.87465

Us Dollar /Japanese Yen - Analysis Chart



- Amplitude is 11° - Weak
- Direction Accuracy is 30.3%
- Market is at Support Extreme - Expect market consolidation Between \$144.092 and \$144.055

Us Dollar /Mexican - Analysis Chart



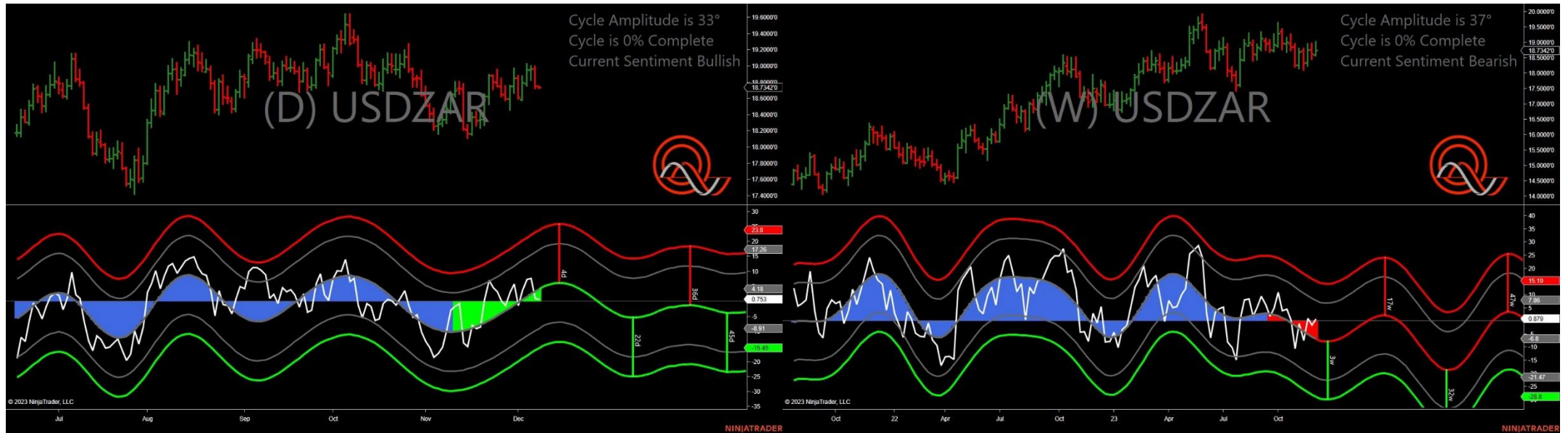
- Amplitude is 39° - Good
- Direction Accuracy is 84.6%
- Market is at Support Extreme - Expect market consolidation Between \$17.4302 and \$17.41663

Us Dollar /Norwegian Krone - Analysis Chart



- Amplitude is 17° - Weak
- Direction Accuracy is 75.3%
- Market is at Resistance Extreme - Expect market consolidation Between \$10.87217 and \$10.86563

Us Dollar/South Africa Rand - Analysis Chart



- Amplitude is 33° - Good
- Direction Accuracy is 71.7%
- Market is at Support Extreme - Expect market consolidation Between \$18.7342 and \$18.721