



QUANTCYCLES

FOREX

OPPORTUNITIES & EXTREMES

About This Document

- This document contains two cyclical market patterns based on the QuantCycles Cycle Analysis Software
- **Cycle Continuation Opportunity** – These are defined as a deviation of the forecast direction that extend to the upper or lower extremes. There is a high probability that the market will return to the forecast direction within a projected time frame. A Dual Opportunity has a higher probability of returning to the forecast direction than a Single Opportunity.
 - Always look for market commonality. For example, if you're looking at a DOW30 stock to buy, does the index look positive as well?
 - As the market approaches the cycle forecast turning point, the probability of the market following that direction decays. This is indicated by the "Cycle Percent Complete" note at the top of the chart, as well as predicted duration dates
 - At an Opportunity, a strong market may continue to go against the forecast trend, therefore, we recommend waiting for confirmation of the turning point before acting on it.
 - If the Market has not returned to the direction of the cycle by the minimum expected cycle duration date, consider the cycle incorrect.
- **Cycle Extreme** – These are defined as a deviation of the forecast direction, but with a lessor probability of return to the forecast direction. A Dual Extreme is a stronger Support / Resistance than a Single Extreme.
 - The Cycle Continuation Opportunity information above applies here as well, but can be utilized more to take profits than to consider for entry
 - Indicates that a market is at or near a Cycle Support or Resistance.
 - There is a high probability of a market stall.

Analysis Overview

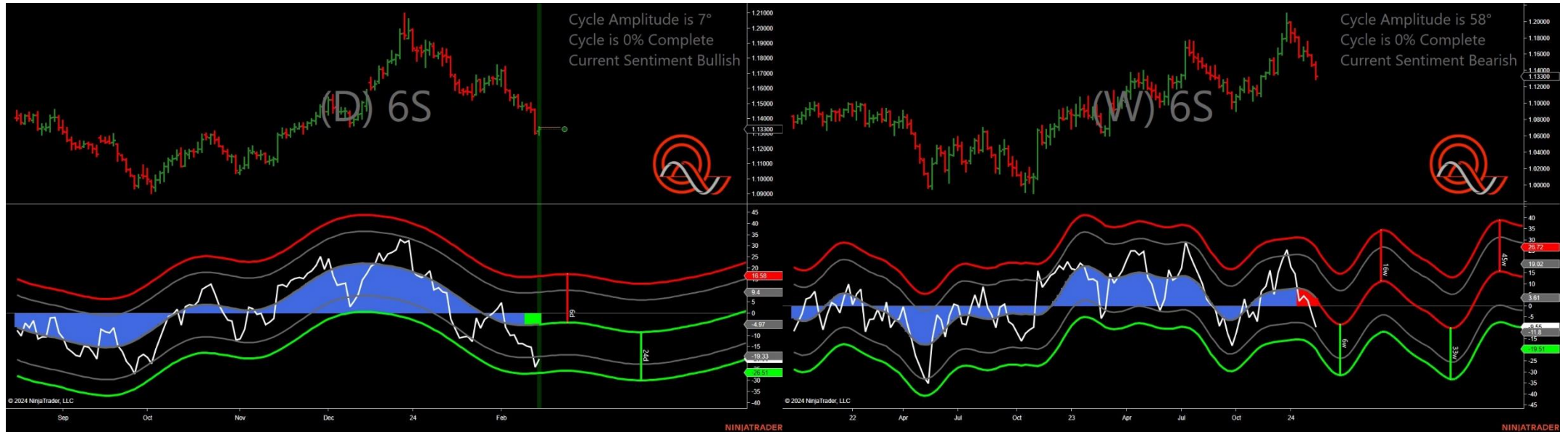
- 6 Single Extremes
- 30 Analysis

Cycle Extremes

6 Single Extremes

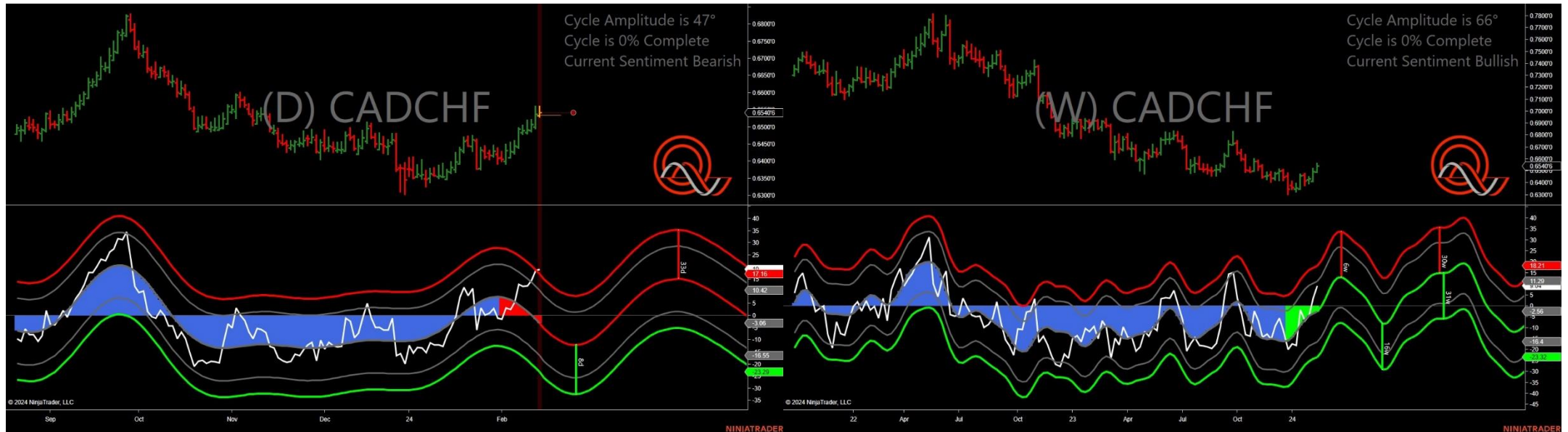
- 6S - Swiss Franc Futures
- CADCHF
- EURCHF
- EURUSD
- GBPUSD
- USDZAR

Swiss Franc Futures - Single Daily Extreme



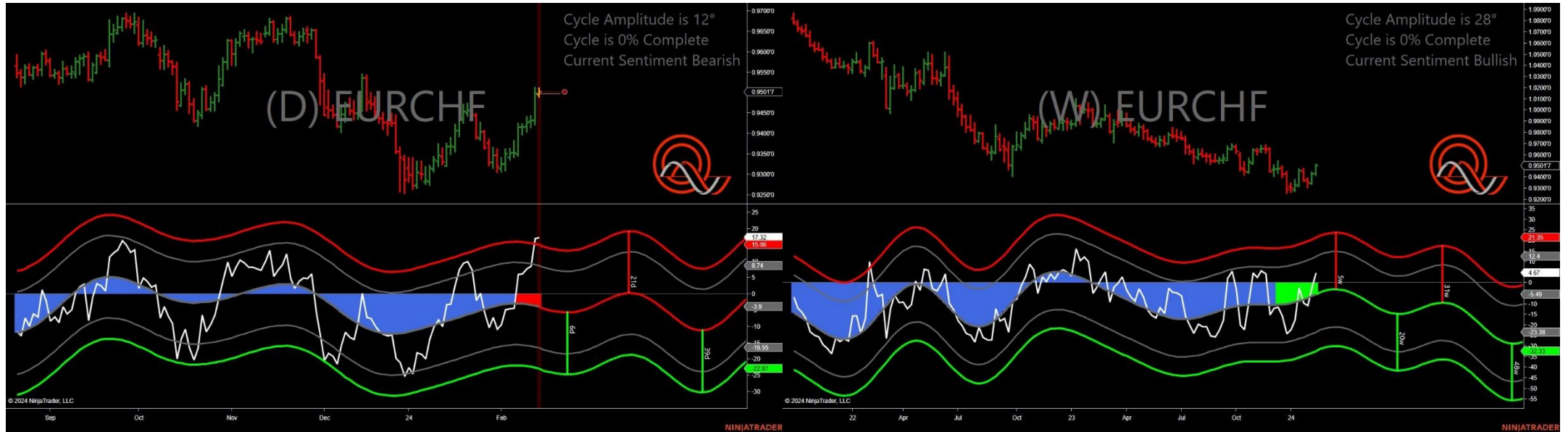
- Amplitude is 7° - Weak
- Direction Accuracy is 38.8%
- Market is at Support Extreme - Expect market consolidation Between \$1.1314 and \$1.12925

Canadian Dollar/Swiss Franc - Single Daily Extreme



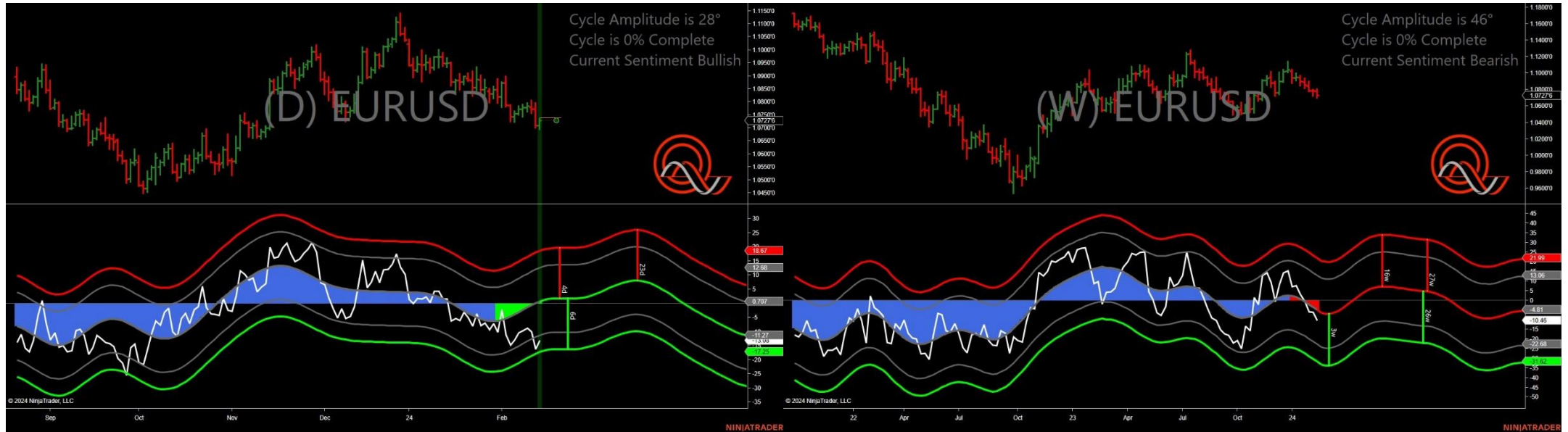
- Amplitude is 47° - Strong
- Direction Accuracy is 82.5%
- Market is at Resistance Extreme - Expect market consolidation Between \$0.65589 and \$0.65406

Euro Dollar/Swiss Franc - Single Daily Extreme



- Amplitude is 12° - Weak
- Direction Accuracy is 40.6%
- Market is at Resistance Extreme - Expect market consolidation Between \$0.95105 and \$0.95017

Euro Dollar/Us Dollar - Single Daily Extreme



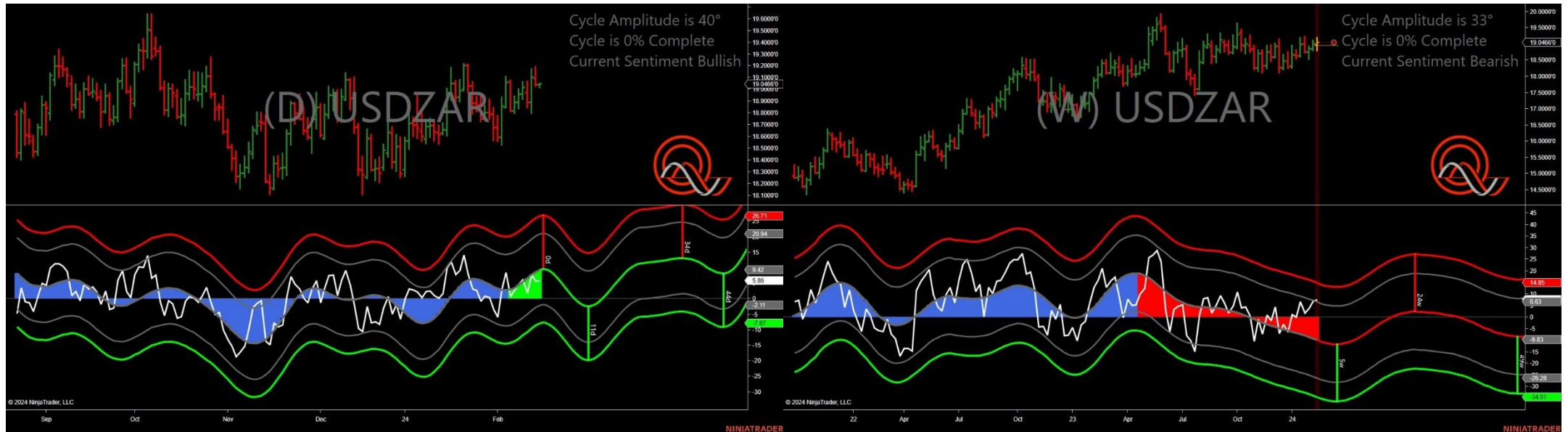
- Amplitude is 28° - Good
- Direction Accuracy is 52.5%
- Market is at Support Extreme - Expect market consolidation Between \$1.07085 and \$1.06949

British Pound/Us Dollar - Single Weekly Extreme



- Amplitude is 23° - Good
- Direction Accuracy is 89.1%
- Market is at Resistance Extreme - Expect market consolidation Between \$1.25649 and \$1.25649

Us Dollar/South Africa Rand - Single Weekly Extreme



- Amplitude is 40° - Good
- Direction Accuracy is 84.1%
- Market is at Support Extreme - Expect market consolidation Between \$19.035 and \$19.0126

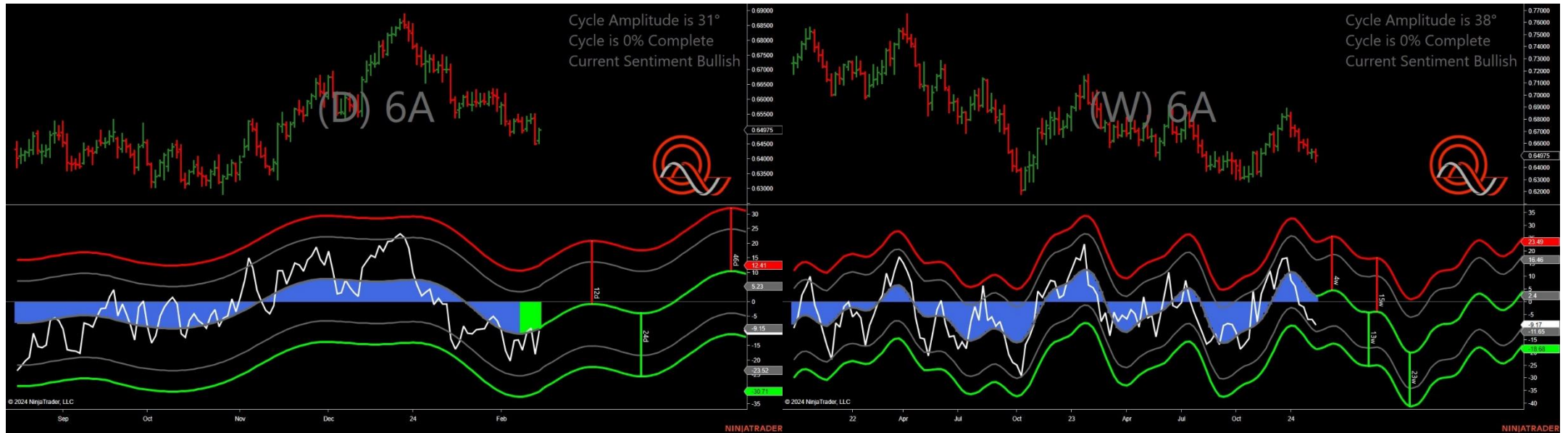
Analysis Charts

30 Charts

- 6A - Australian Dollar Futures
- 6B - British Pound Futures
- 6C - Canadian Dollar Futures
- 6E - Euro FX Futures
- 6J - Japanese Yen Futures
- 6M - Mexican Peso Futures
- AUDCAD
- AUDCHF
- AUDJPY
- AUDNZD
- AUDUSD
- CADJPY
- DX - US Dollar Index
- EURAUD
- EURCAD
- EURGBP
- EURJPY

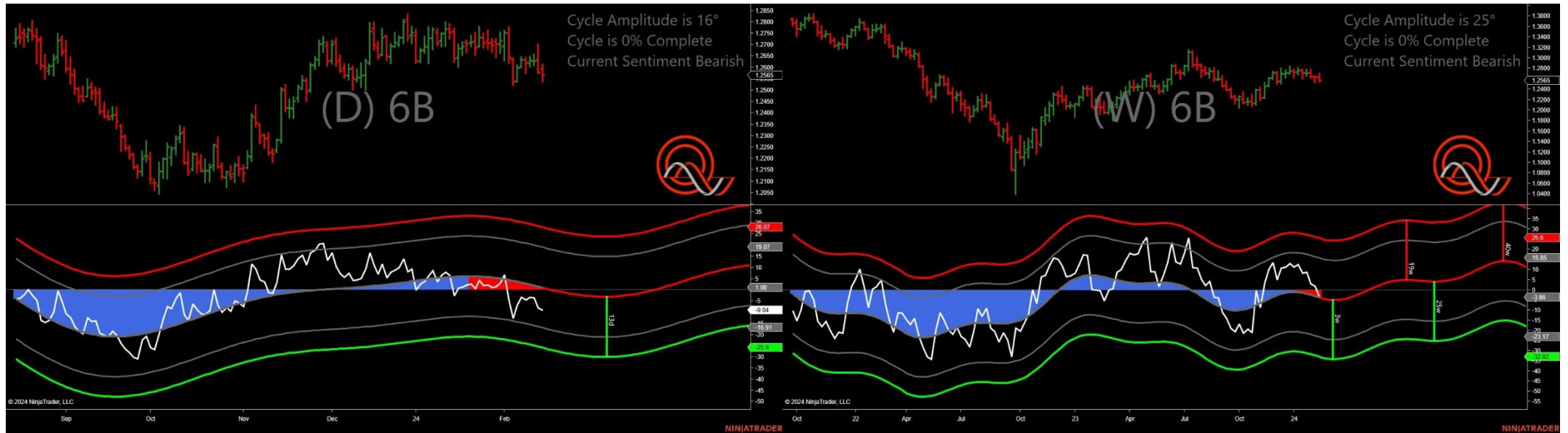
- GBPAUD
- GBPCAD
- GBPCHF
- GBPJPY
- GBPNZD
- NZDCAD
- NZDCHF
- NZDJPY
- NZDUSD
- USDCAD
- USDJPY
- USDMXN
- USDNOK

Australian Dollar Futures - Analysis Chart



- Amplitude is 31° - Good
- Direction Accuracy is 87.3%
- Market is at Support Extreme - Expect market consolidation Between \$0.6461 and \$0.64525

British Pound Futures - Analysis Chart



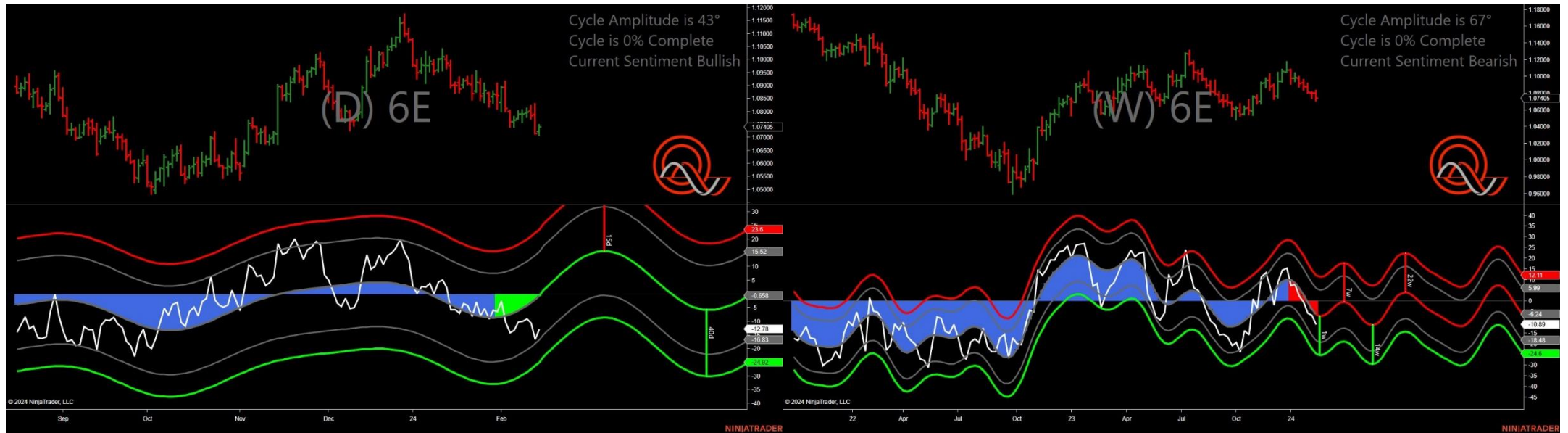
- Amplitude is 16° - Weak
- Direction Accuracy is 80.3%
- Market is at Resistance Extreme - Expect market consolidation Between \$1.2613 and \$1.2593

Canadian Dollar Futures - Analysis Chart



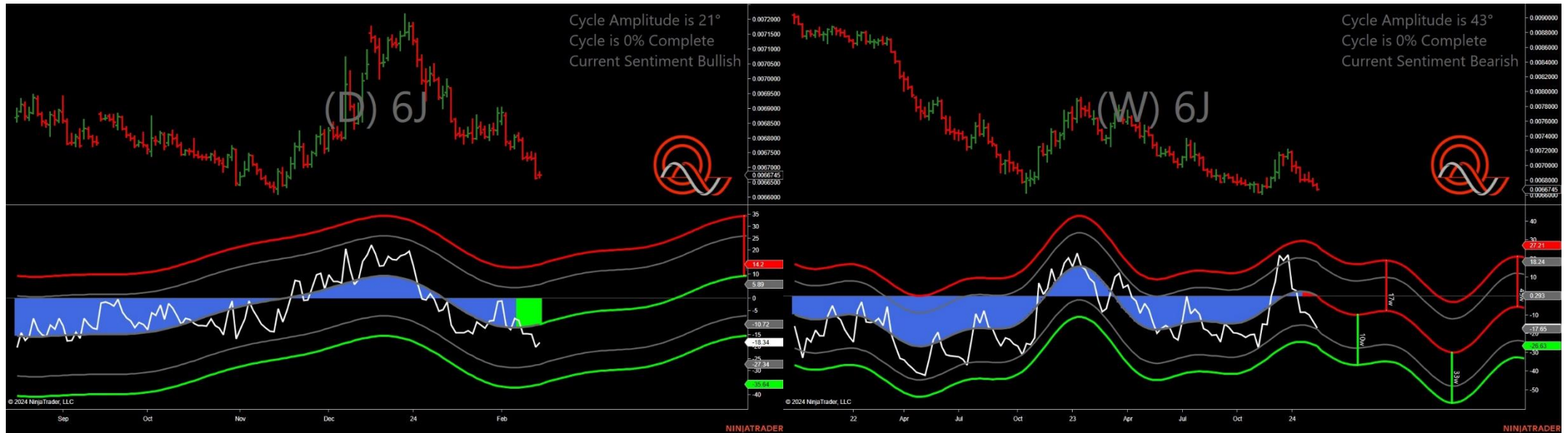
- Amplitude is 14° - Weak
- Direction Accuracy is 70.3%
- Market is at Support Extreme - Expect market consolidation Between \$0.7376 and \$0.7371

Euro FX Futures - Analysis Chart



- Amplitude is 43° - Strong
- Direction Accuracy is 81.5%
- Market is at Support Extreme - Expect market consolidation Between \$1.07225 and \$1.0709

Japanese Yen Futures - Analysis Chart



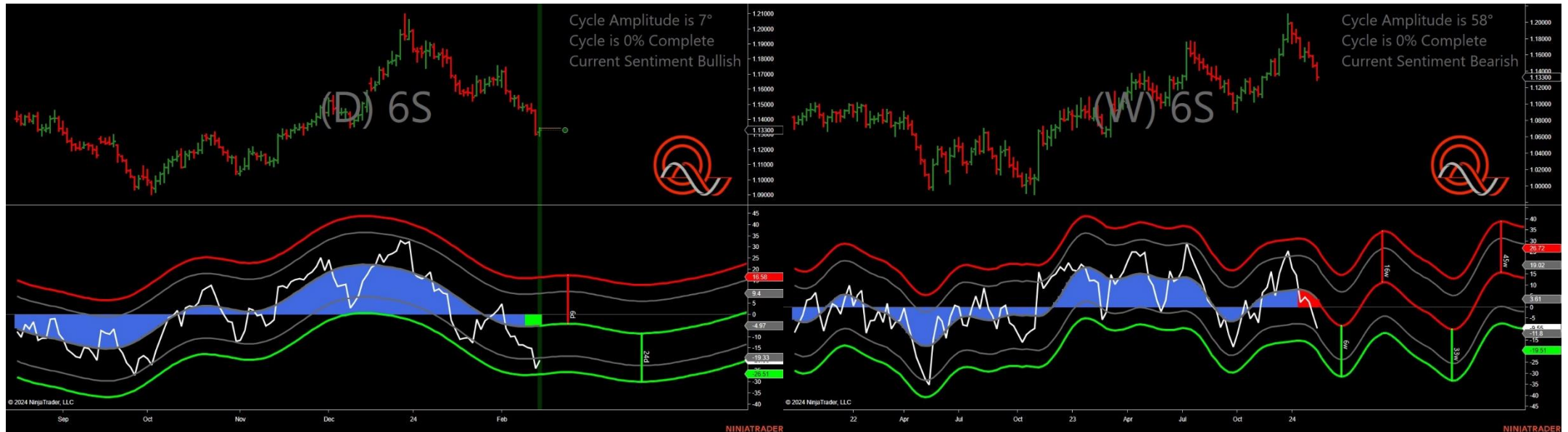
- Amplitude is 21° - Good
- Direction Accuracy is 73%
- Market is at Support Extreme - Expect market consolidation Between \$0.0066745 and \$0.0066665

Mexican Peso Futures - Analysis Chart



- Amplitude is 43° - Strong
- Direction Accuracy is 90.6%
- Market is at Support Extreme - Expect market consolidation Between \$0.05779 and \$0.05779

Swiss Franc Futures - Analysis Chart



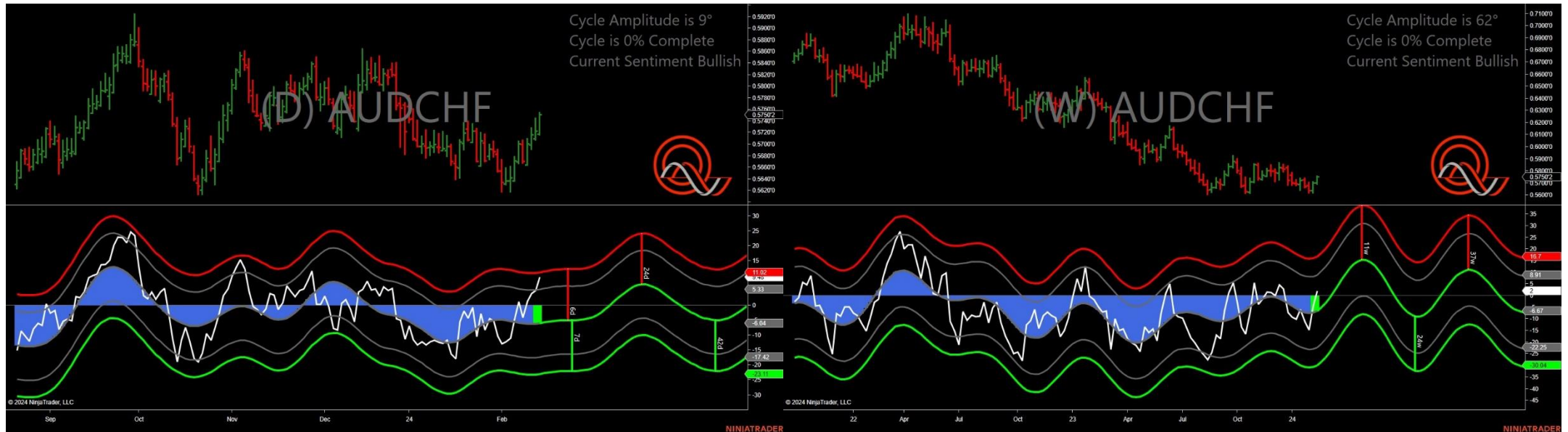
- Amplitude is 7° - Weak
- Direction Accuracy is 38.8%
- Market is at Support Extreme - Expect market consolidation Between \$1.1314 and \$1.12925

Australian Dollar/ Canadian Dollar Dollar - Analysis Chart



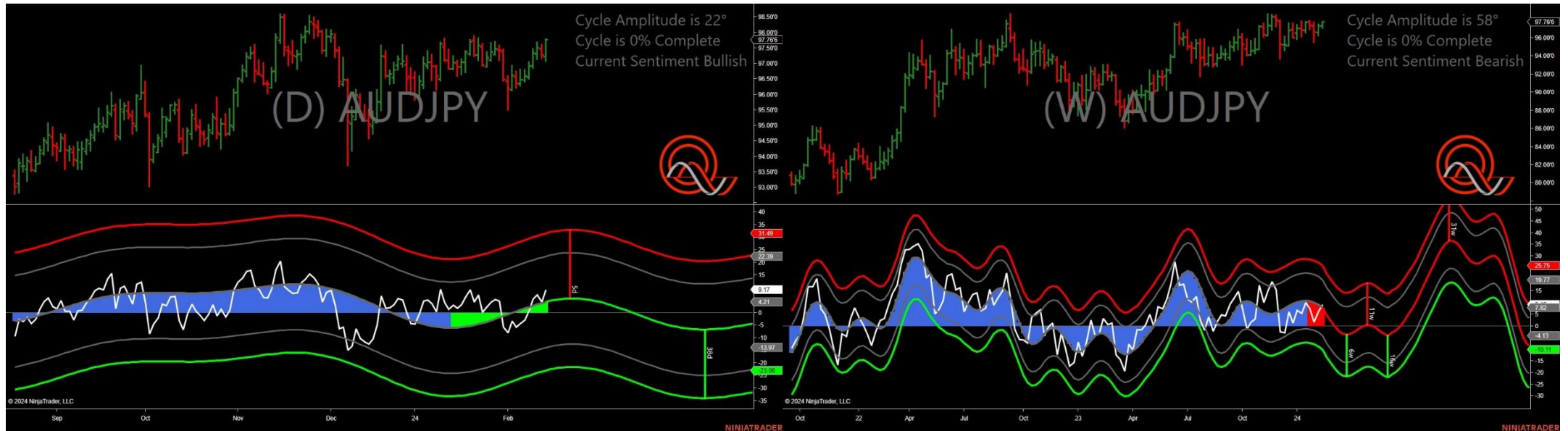
- Amplitude is 36° - Good
- Direction Accuracy is 83.9%
- Market is at Support Extreme - Expect market consolidation Between \$0.87459 and \$0.87449

Australian Dollar /Swiss Franc Franc - Analysis Chart



- Amplitude is 9° - Weak
- Direction Accuracy is 47.6%
- Market is at Support Extreme - Expect market consolidation Between \$0.57165 and \$0.57163

Australian Dollar/Japanese Yen Yen - Analysis Chart



- Amplitude is 22° - Good
- Direction Accuracy is 79%
- Market is at Support Extreme - Expect market consolidation Between \$97.217 and \$97.063

Australian Dollar/New Zealand Dollar - Analysis Chart



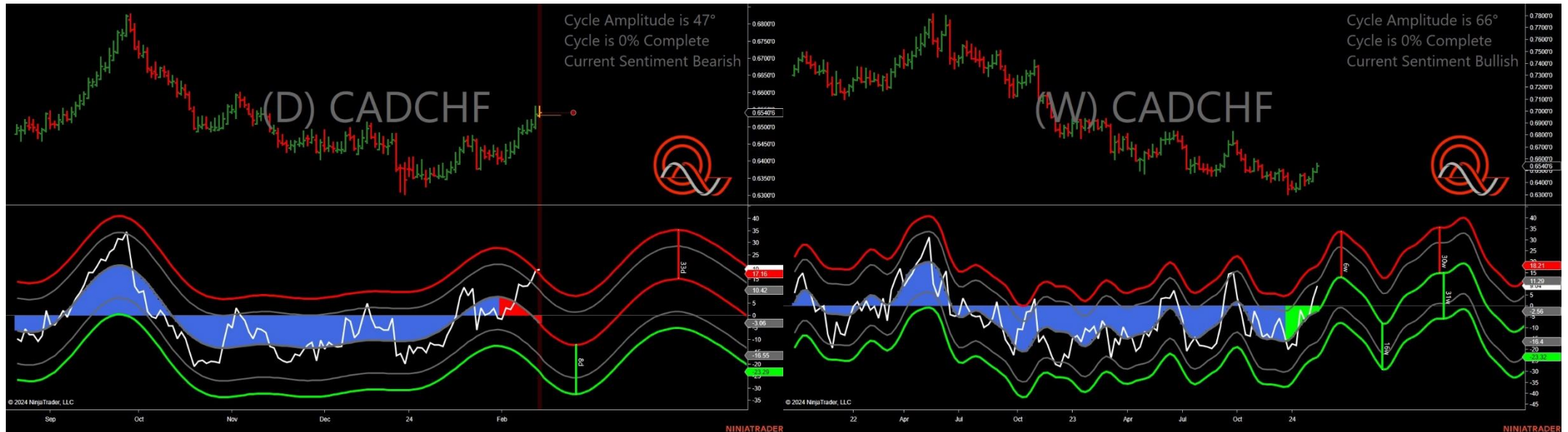
- Amplitude is 8° - Weak
- Direction Accuracy is 36.8%
- Market is at Support Extreme - Expect market consolidation Between \$1.06417 and \$1.06375

Australian Dollar/US Dollar - Analysis Chart



- Amplitude is 23° - Good
- Direction Accuracy is 72.5%
- Market is at Support Extreme - Expect market consolidation Between \$0.6452 and \$0.64463

Canadian Dollar/Swiss Franc - Analysis Chart



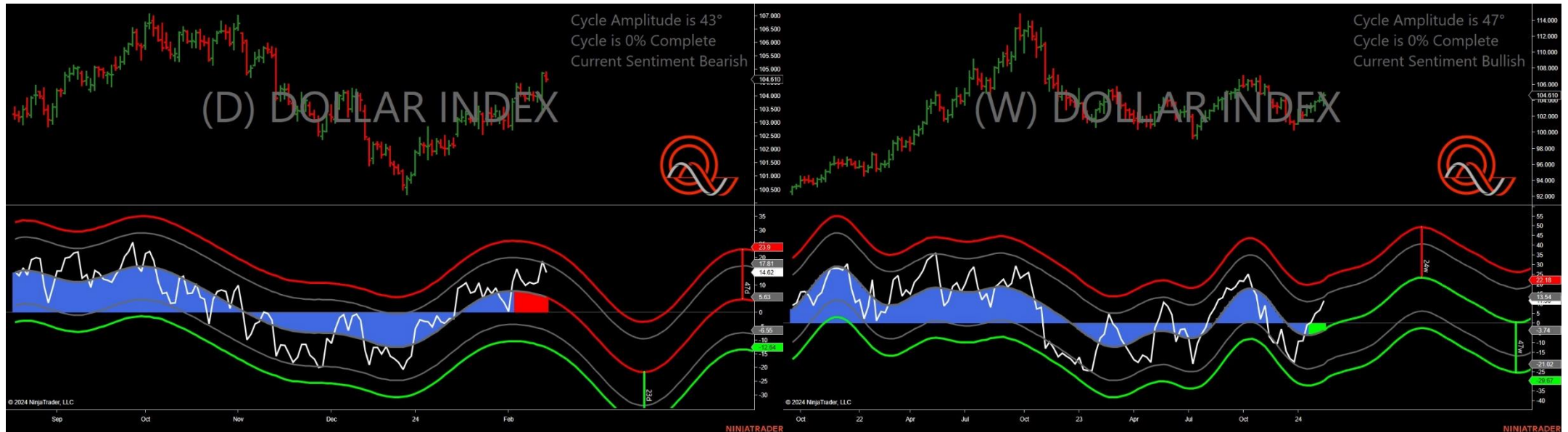
- Amplitude is 47° - Strong
- Direction Accuracy is 82.5%
- Market is at Resistance Extreme - Expect market consolidation Between \$0.65589 and \$0.65406

Canadian Dollar/Japanese Yen - Analysis Chart



- Amplitude is 11° - Weak
- Direction Accuracy is 68%
- Market is at Resistance Extreme - Expect market consolidation Between \$111.338 and \$111.198

US Dollar Index - Analysis Chart



- Amplitude is 43° - Strong
- Direction Accuracy is 72.3%
- Market is at Resistance Extreme - Expect market consolidation Between \$104.875 and \$104.75

Euro Dollar/Australian Dollar - Analysis Chart



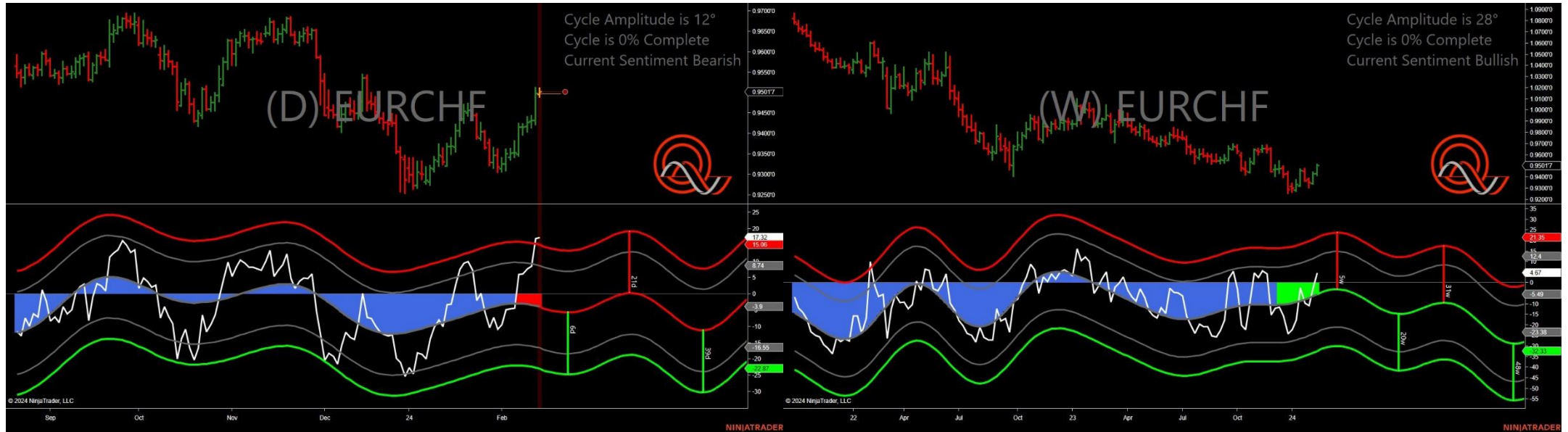
- Amplitude is 41° - Strong
- Direction Accuracy is 72.7%
- Market is at Resistance Extreme - Expect market consolidation Between \$1.66064 and \$1.65953

Euro Dollar/Canadian Dollar - Analysis Chart



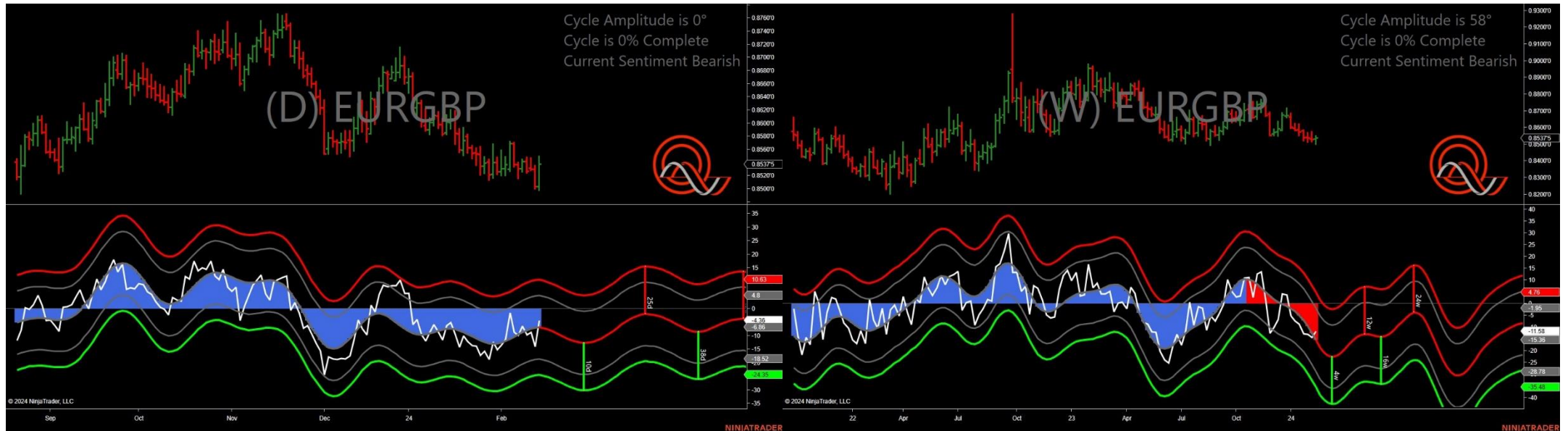
- Amplitude is 11° - Weak
- Direction Accuracy is 87.6%
- Market is at Resistance Extreme - Expect market consolidation Between \$1.45491 and \$1.45288

Euro Dollar/Swiss Franc - Analysis Chart



- Amplitude is 12° - Weak
- Direction Accuracy is 40.6%
- Market is at Resistance Extreme - Expect market consolidation Between \$0.95105 and \$0.95017

Euro Dollar/British Pound - Analysis Chart



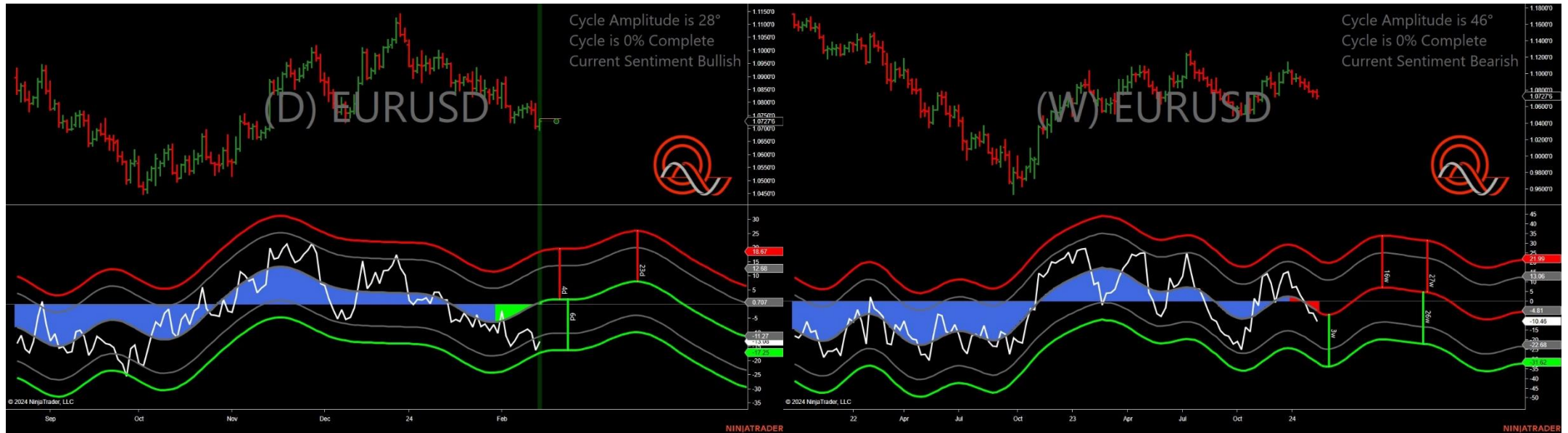
- Amplitude is 0° - Weak
- Direction Accuracy is 66.2%
- Market is at Resistance Extreme - Expect market consolidation Between \$0.85488 and \$0.85375

Euro Dollar/Japanese Yen - Analysis Chart



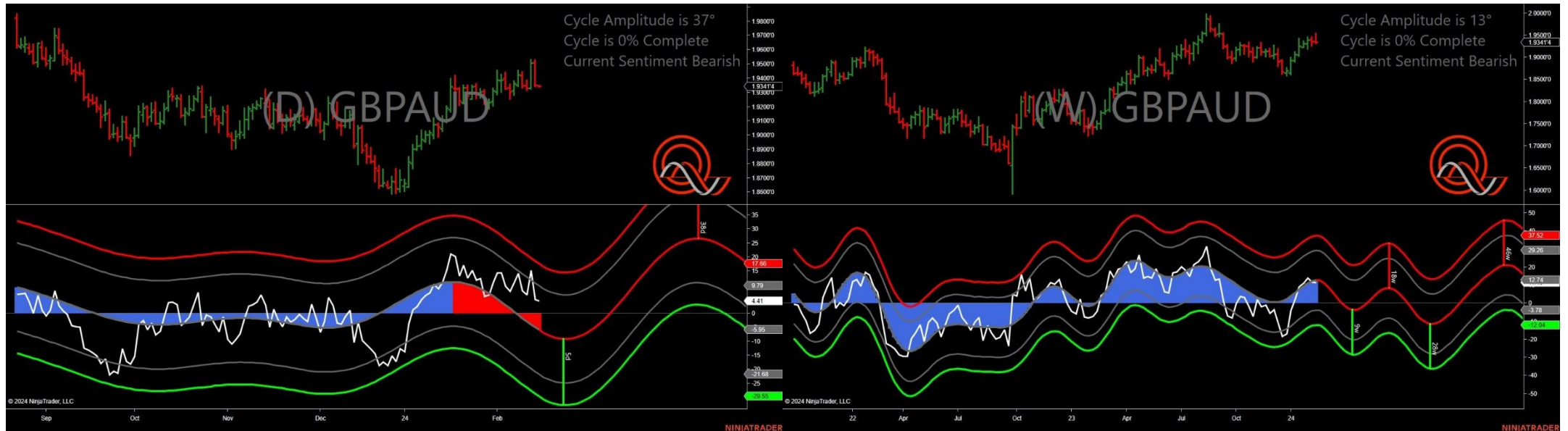
- Amplitude is 20° - Weak
- Direction Accuracy is 96.4%
- Market is at Resistance Extreme - Expect market consolidation Between \$161.586 and \$161.551

Euro Dollar/Us Dollar - Analysis Chart



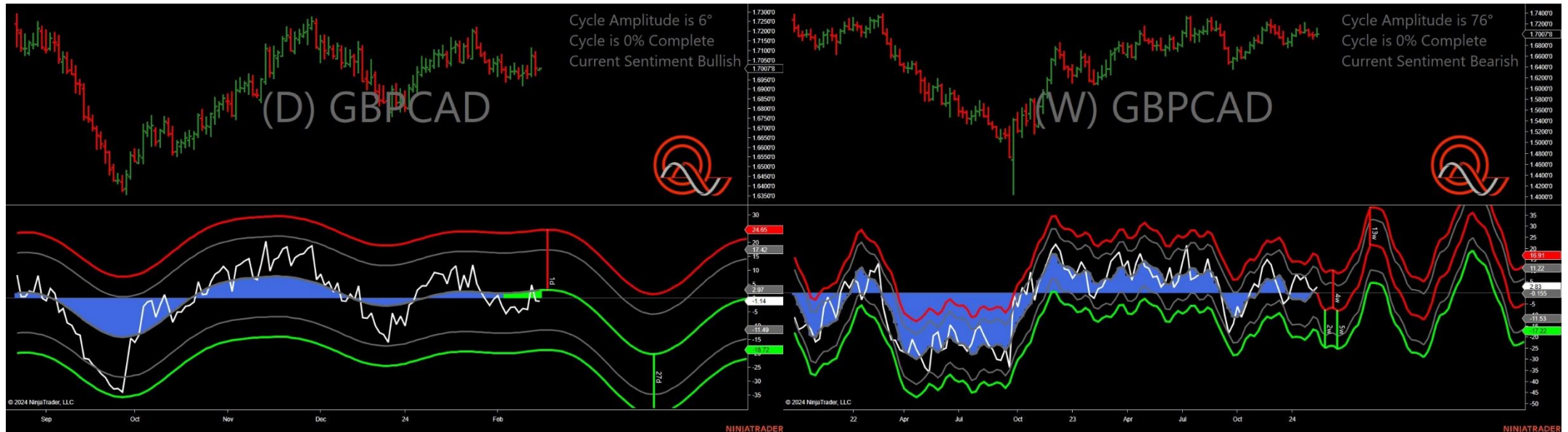
- Amplitude is 28° - Good
- Direction Accuracy is 52.5%
- Market is at Support Extreme - Expect market consolidation Between \$1.07085 and \$1.06949

British Pound/Australian Dollar - Analysis Chart



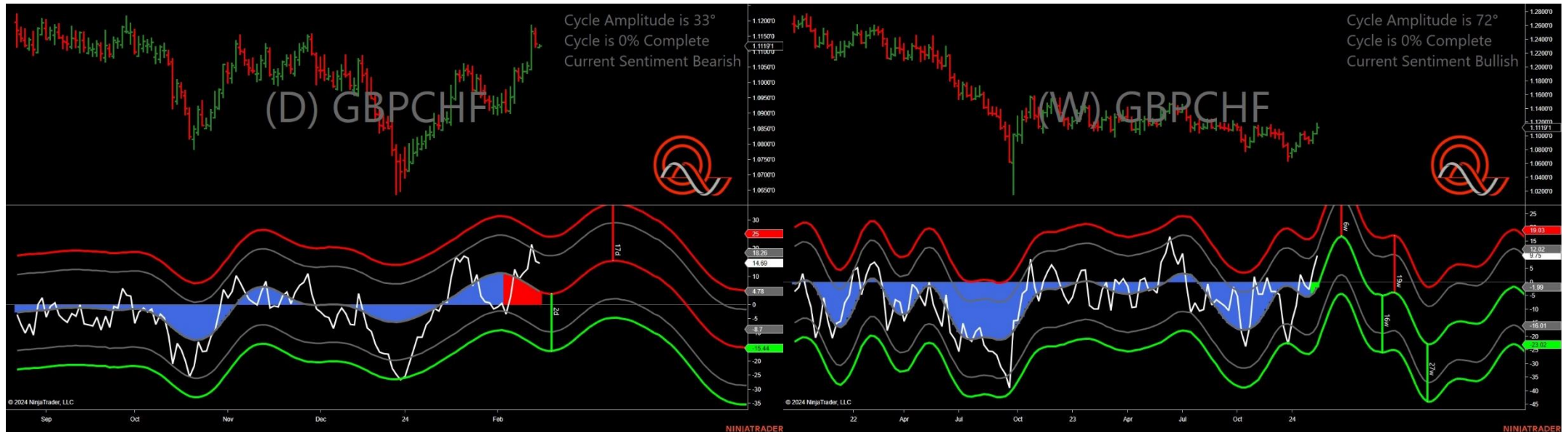
- Amplitude is 37° - Good
- Direction Accuracy is 67.9%
- Market is at Resistance Extreme - Expect market consolidation Between \$1.93468 and \$1.93457

British Pound/Canadian Dollar - Analysis Chart



- Amplitude is 6° - Weak
- Direction Accuracy is 85.3%
- Market is at Support Extreme - Expect market consolidation Between \$1.69988 and \$1.69985

British Pound/Swiss Franc - Analysis Chart



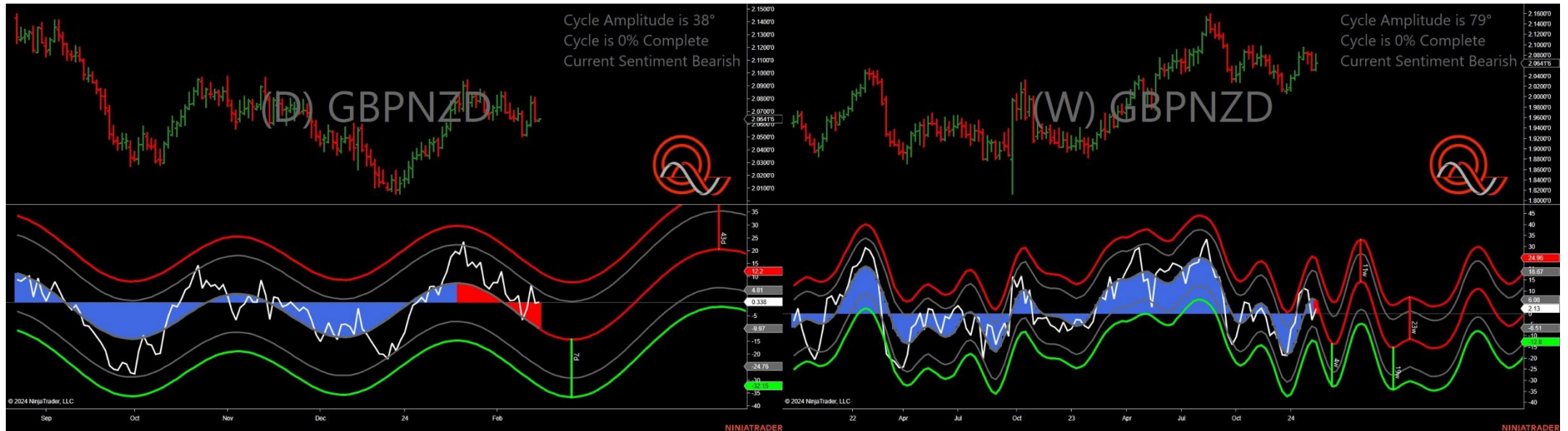
- Amplitude is 33° - Good
- Direction Accuracy is 63%
- Market is at Resistance Extreme - Expect market consolidation Between \$1.11211 and \$1.11191

British Pound/Japanese Yen - Analysis Chart



- Amplitude is 50° - Strong
- Direction Accuracy is 38.2%
- Market is at Resistance Extreme - Expect market consolidation Between \$189.113 and \$189.062

British Pound/New Zealand Dollar - Analysis Chart



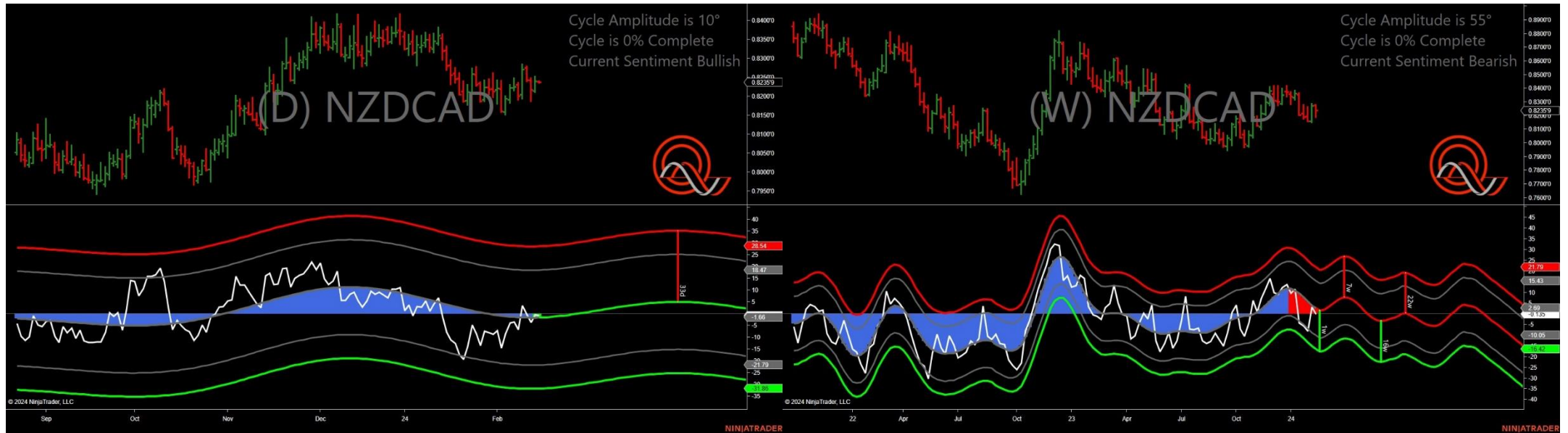
- Amplitude is 38° - Good
- Direction Accuracy is 77.7%
- Market is at Resistance Extreme - Expect market consolidation Between \$2.06422 and \$2.06416

British Pound/Us Dollar - Analysis Chart



- Amplitude is 23° - Good
- Direction Accuracy is 89.1%
- Market is at Resistance Extreme - Expect market consolidation Between \$1.25649 and \$1.25649

New Zealand Dollar/Canadian Dollar - Analysis Chart



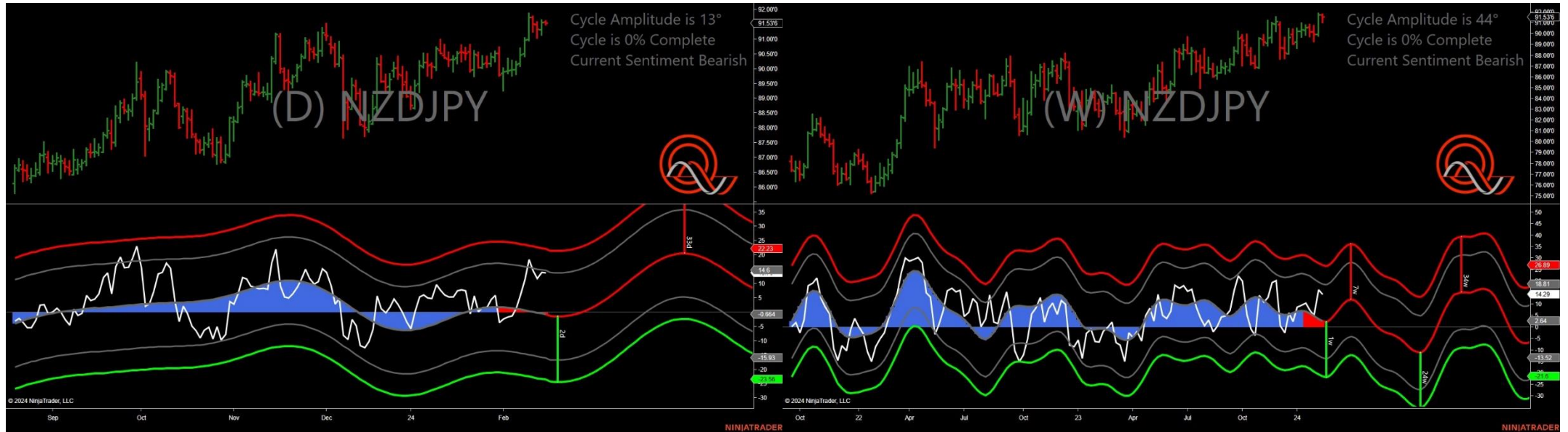
- Amplitude is 10° - Weak
- Direction Accuracy is 44.9%
- Market is at Support Extreme - Expect market consolidation Between \$0.82359 and \$0.82343

New Zealand Dollar/Swiss Franc - Analysis Chart



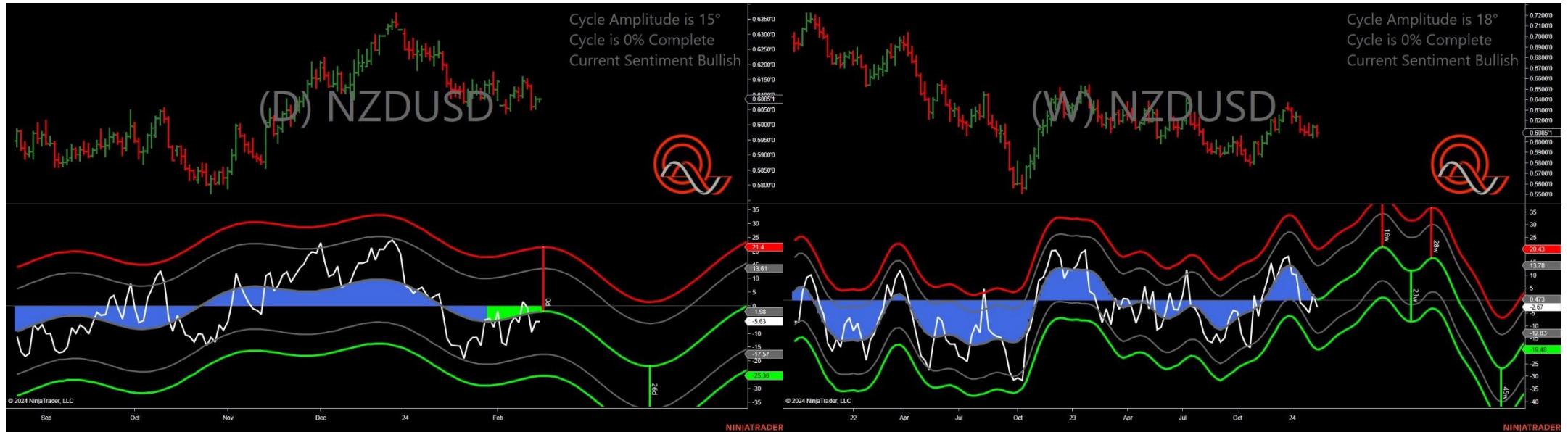
- Amplitude is 28° - Good
- Direction Accuracy is 82.2%
- Market is at Support Extreme - Expect market consolidation Between \$0.5384 and \$0.5384

New Zealand Dollar/Japanese Yenese - Analysis Chart



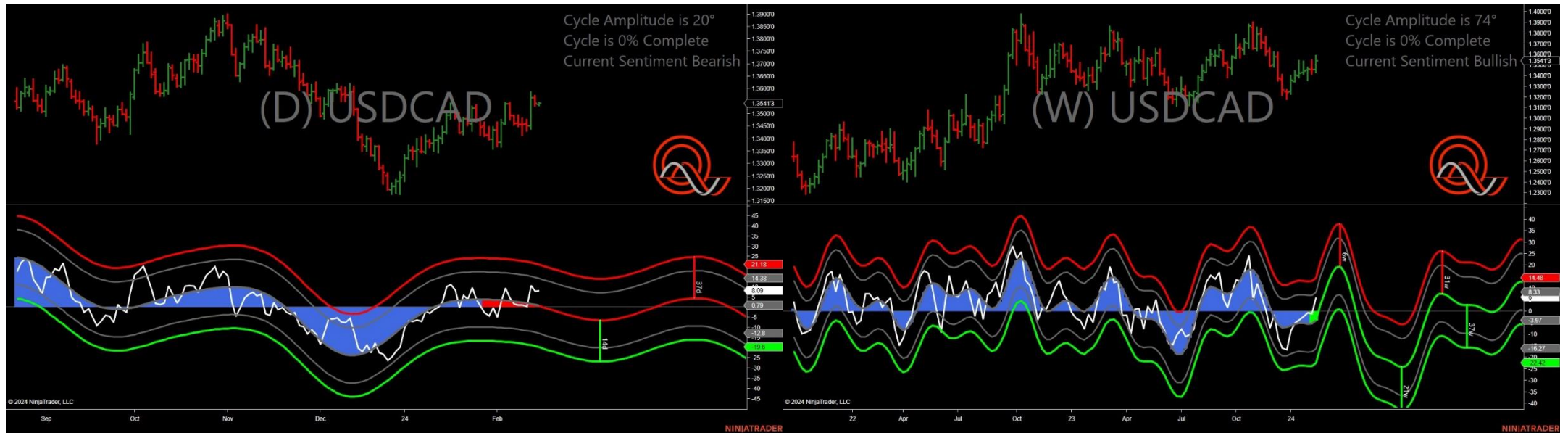
- Amplitude is 13° - Weak
- Direction Accuracy is 82.1%
- Market is at Resistance Extreme - Expect market consolidation Between \$91.597 and \$91.571

New Zealand Dollar/Us Dollar - Analysis Chart



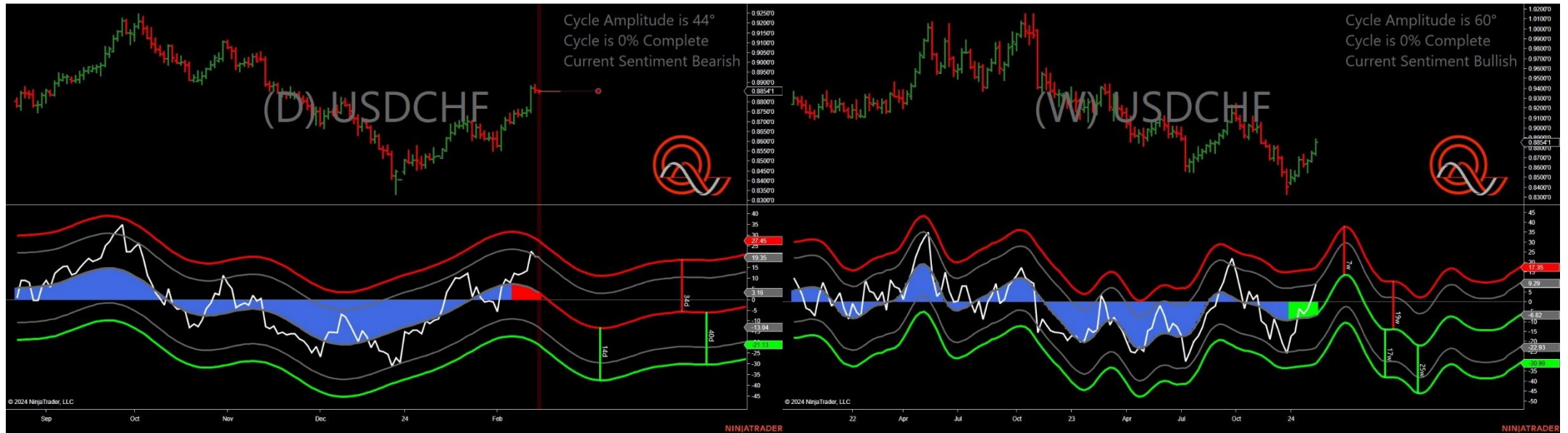
- Amplitude is 15° - Weak
- Direction Accuracy is 60.9%
- Market is at Support Extreme - Expect market consolidation Between \$0.60851 and \$0.60763

Us Dollar /Canadian Dollar - Analysis Chart



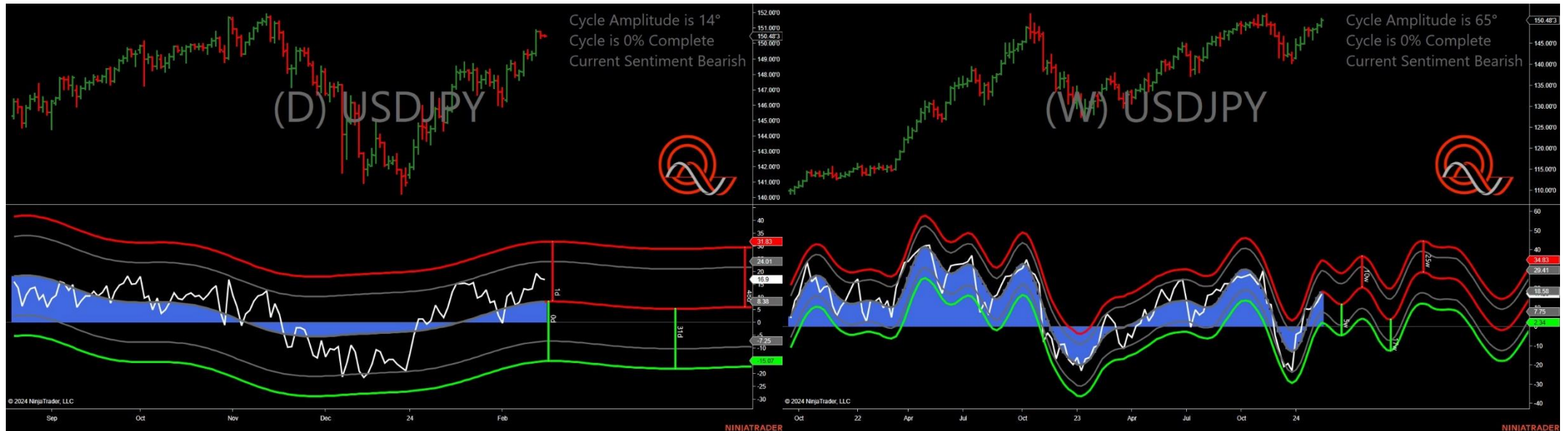
- Amplitude is 20° - Weak
- Direction Accuracy is 64.5%
- Market is at Resistance Extreme - Expect market consolidation Between \$1.35425 and \$1.35413

Us Dollar /Swiss Franc - Analysis Chart



- Amplitude is 44° - Strong
- Direction Accuracy is 91.7%
- Market is at Resistance Extreme - Expect market consolidation Between \$0.88571 and \$0.88569

Us Dollar /Japanese Yen - Analysis Chart



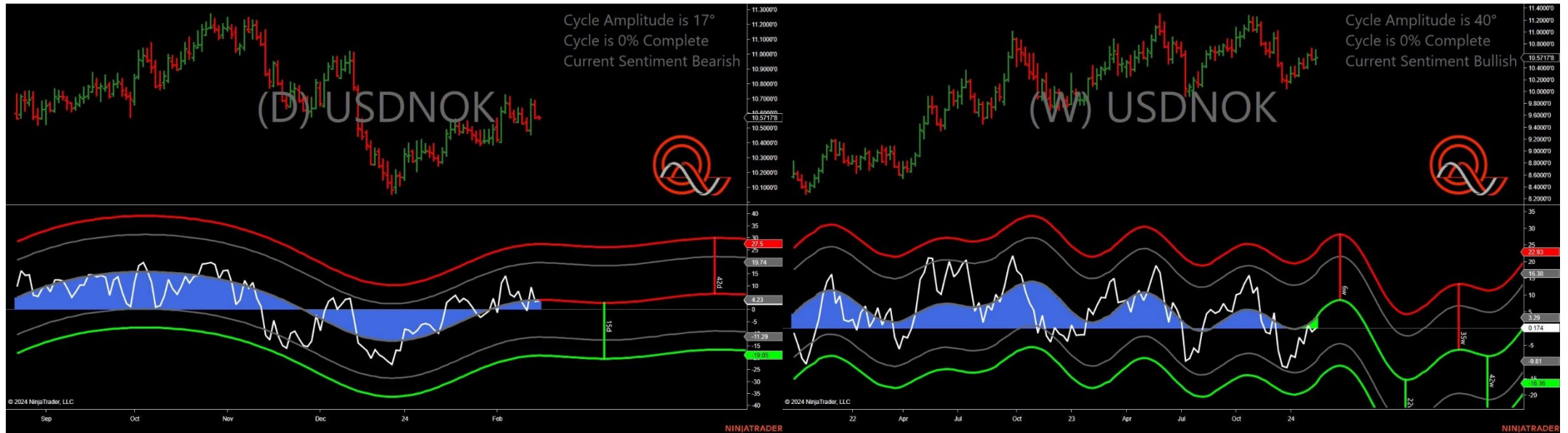
- Amplitude is 14° - Weak
- Direction Accuracy is 39.9%
- Market is at Resistance Extreme - Expect market consolidation Between \$150.536 and \$150.528

Us Dollar /Mexican - Analysis Chart



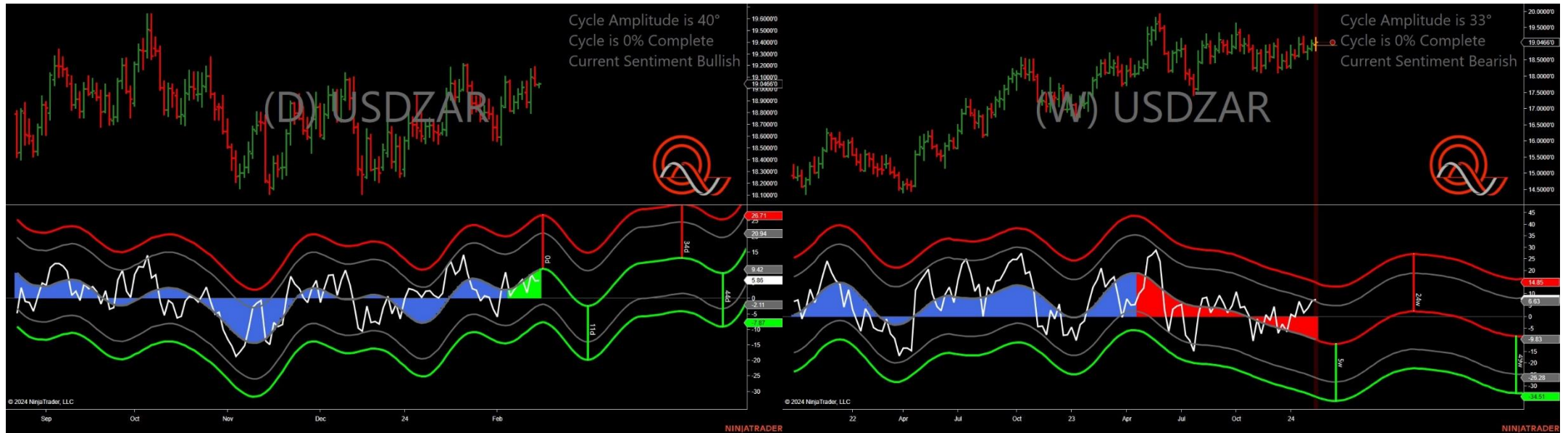
- Amplitude is 29° - Good
- Direction Accuracy is 54.2%
- Market is at Resistance Extreme - Expect market consolidation Between \$17.0849 and \$17.0776

Us Dollar /Norwegian Krone - Analysis Chart



- Amplitude is 17° - Weak
- Direction Accuracy is 35.6%
- Market is at Resistance Extreme - Expect market consolidation Between \$10.57902 and \$10.57902

Us Dollar/South Africa Rand - Analysis Chart



- Amplitude is 40° - Good
- Direction Accuracy is 84.1%
- Market is at Support Extreme - Expect market consolidation Between \$19.035 and \$19.0126