



QUANTCYCLES

FOREX

OPPORTUNITIES & EXTREMES

About This Document

- This document contains two cyclical market patterns based on the QuantCycles Cycle Analysis Software
- **Cycle Continuation Opportunity** – These are defined as a deviation of the forecast direction that extend to the upper or lower extremes. There is a high probability that the market will return to the forecast direction within a projected time frame. A Dual Opportunity has a higher probability of returning to the forecast direction than a Single Opportunity.
 - Always look for market commonality. For example, if you're looking at a DOW30 stock to buy, does the index look positive as well?
 - As the market approaches the cycle forecast turning point, the probability of the market following that direction decays. This is indicated by the "Cycle Percent Complete" note at the top of the chart, as well as predicted duration dates
 - At an Opportunity, a strong market may continue to go against the forecast trend, therefore, we recommend waiting for confirmation of the turning point before acting on it.
 - If the Market has not returned to the direction of the cycle by the minimum expected cycle duration date, consider the cycle incorrect.
- **Cycle Extreme** – These are defined as a deviation of the forecast direction, but with a lessor probability of return to the forecast direction. A Dual Extreme is a stronger Support / Resistance than a Single Extreme.
 - The Cycle Continuation Opportunity information above applies here as well, but can be utilized more to take profits than to consider for entry
 - Indicates that a market is at or near a Cycle Support or Resistance.
 - There is a high probability of a market stall.

Analysis Overview

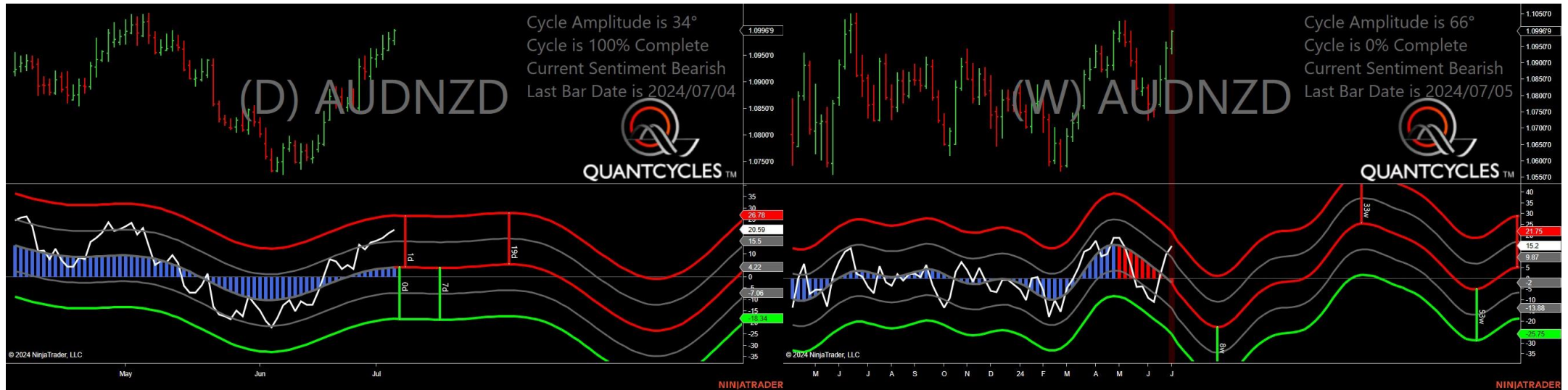
- 2 Single Opportunities
- 3 Dual Extremes
- 5 Single Extremes
- 27 Analysis

Cycle Continuation Opportunities

2 Single Opportunities

- AUDNZD
- USDMXN

Australian Dollar/New Zealand Dollar - Single Weekly Opportunity



- Projected Direction Down with an Accuracy of 0%, and a Good Amplitude of 34°
- Expected Duration of Cycle to 7/4/2024
- Expected Price Movement of Cycle is between 0 and 61 Pips

Us Dollar /Mexican - Single Weekly Opportunity



- Projected Direction Down with an Accuracy of 0%, and a Strong Amplitude of 44°
- Expected Duration of Cycle to 7/23/2024
- Expected Price Movement of Cycle is between 0 and 15840 Pips

Cycle Extremes

3 Dual Extremes

- AUDCAD
- EURJPY
- NZDJPY

5 Single Extremes

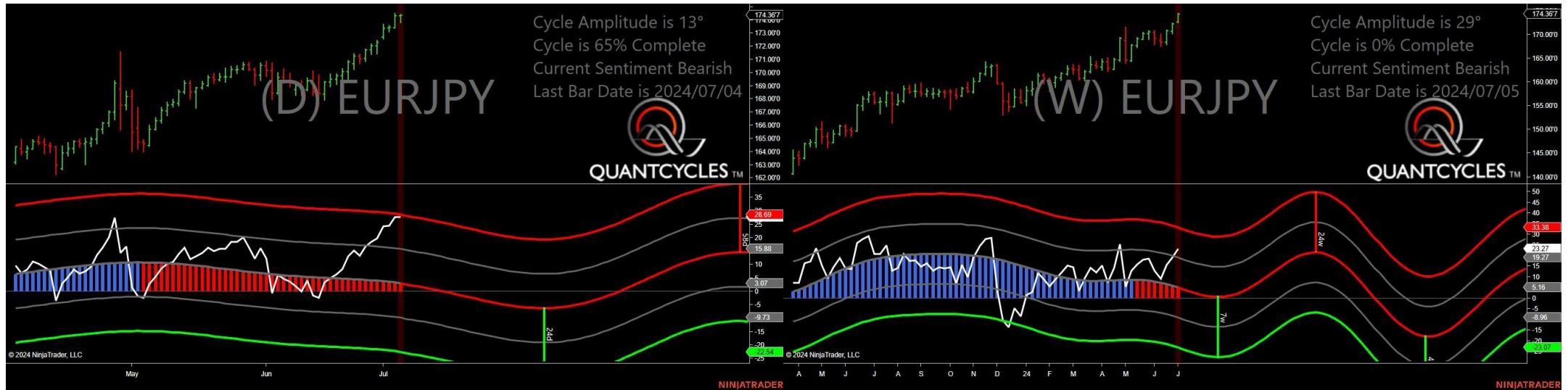
- 6M - Mexican Peso Futures
- AUDUSD
- GBPCHF
- GBPJPY
- GBPUSD

Australian Dollar/ Canadian Dollar Dollar - Dual Extreme



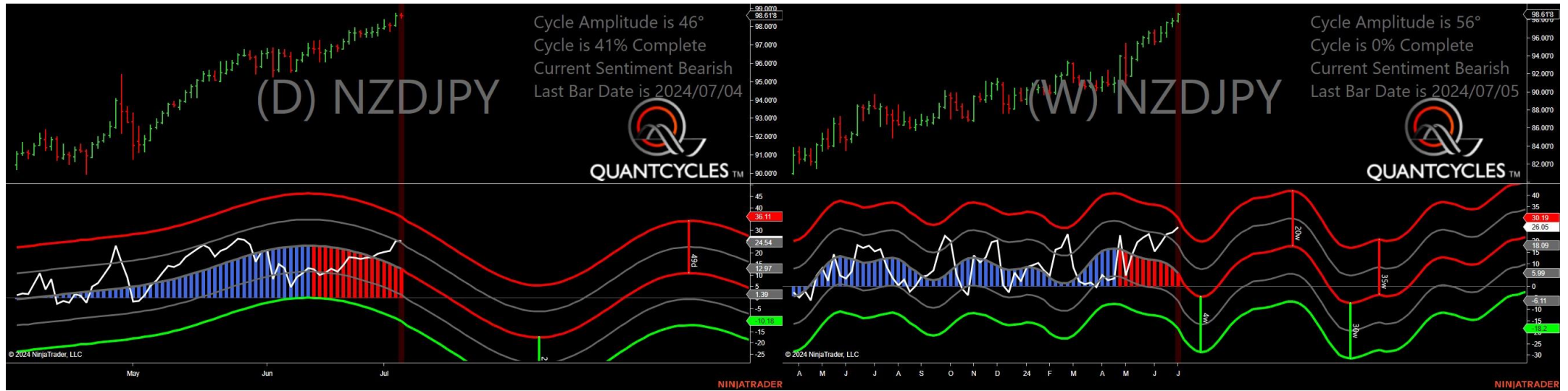
- Amplitude is 32° - Good
- Direction Accuracy is 0%
- Market is at Resistance Extreme - Expect market consolidation Between \$0.91678 and \$0.91568

Euro Dollar/Japanese Yen - Dual Extreme



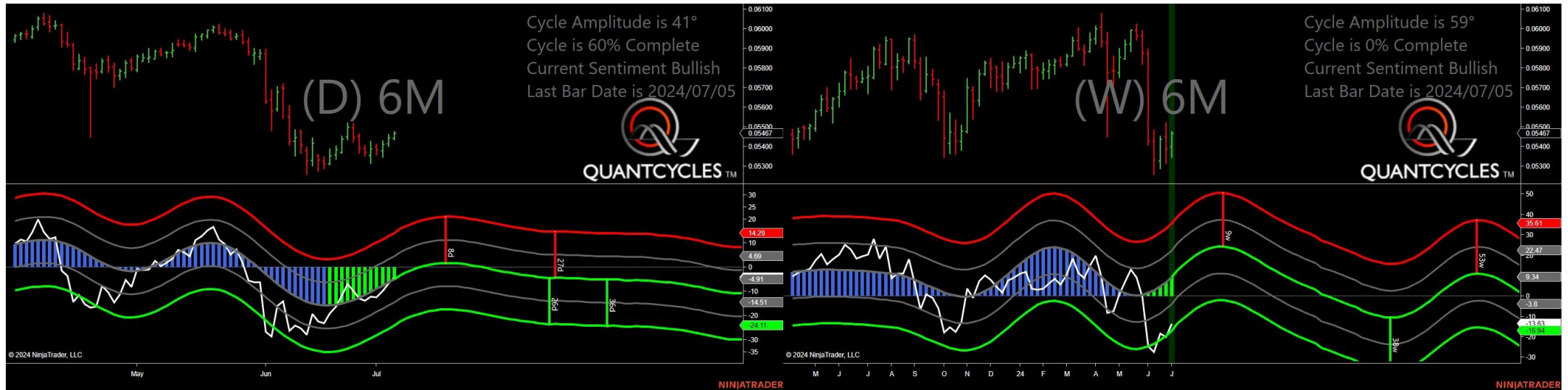
- Amplitude is 13° - Weak
- Direction Accuracy is 0%
- Market is at Resistance Extreme - Expect market consolidation Between \$174.433 and \$174.367

New Zealand Dollar/Japanese Yenese - Dual Extreme



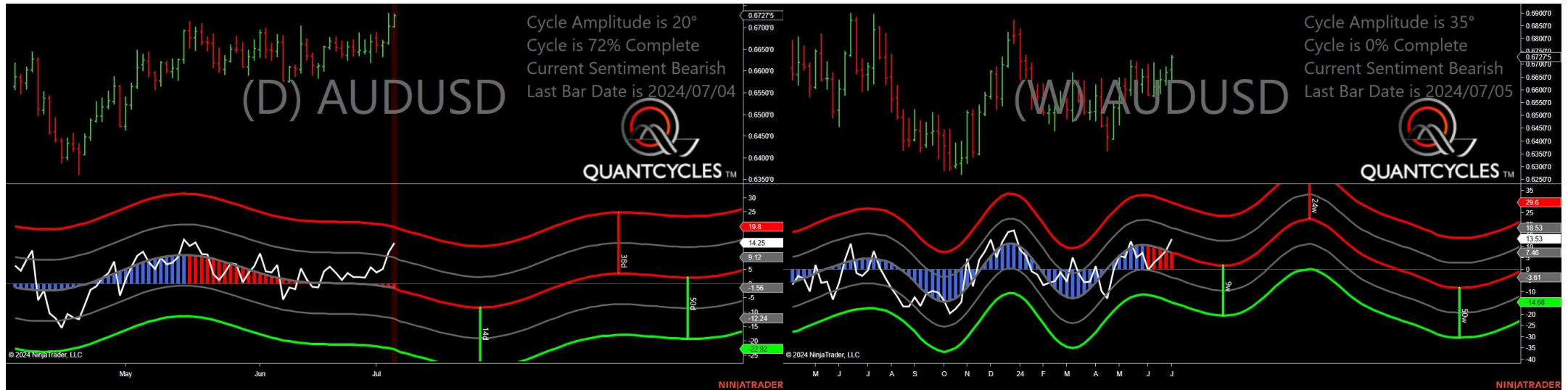
- Amplitude is 46° - Strong
- Direction Accuracy is 0%
- Market is at Resistance Extreme - Expect market consolidation Between \$98.73 and \$98.636

Mexican Peso Futures - Single Weekly Extreme



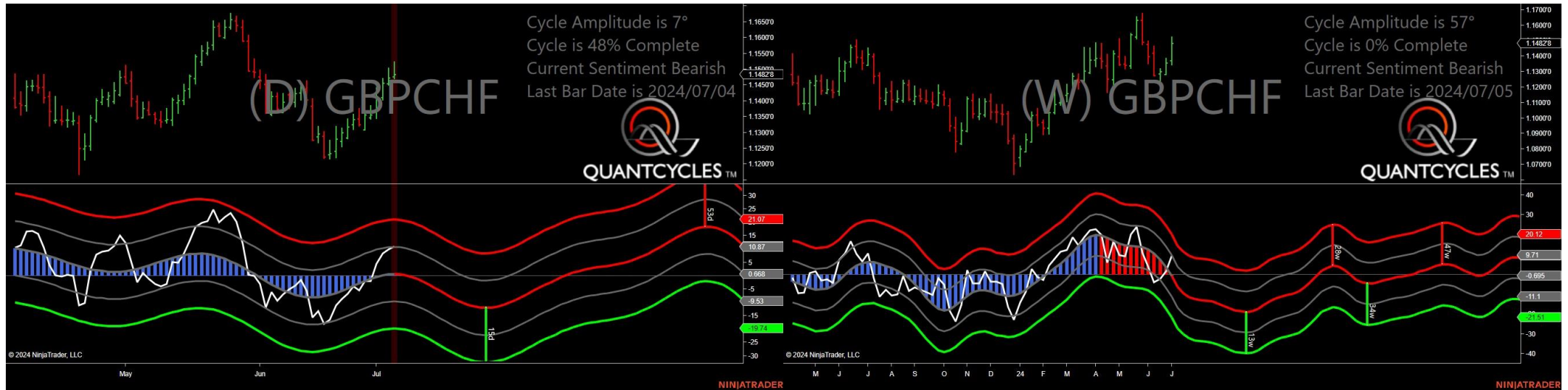
- Amplitude is 41° - Strong
- Direction Accuracy is 50%
- Market is at Support Extreme - Expect market consolidation Between \$0.0544 and \$0.05435

Australian Dollar/US Dollar - Single Daily Extreme



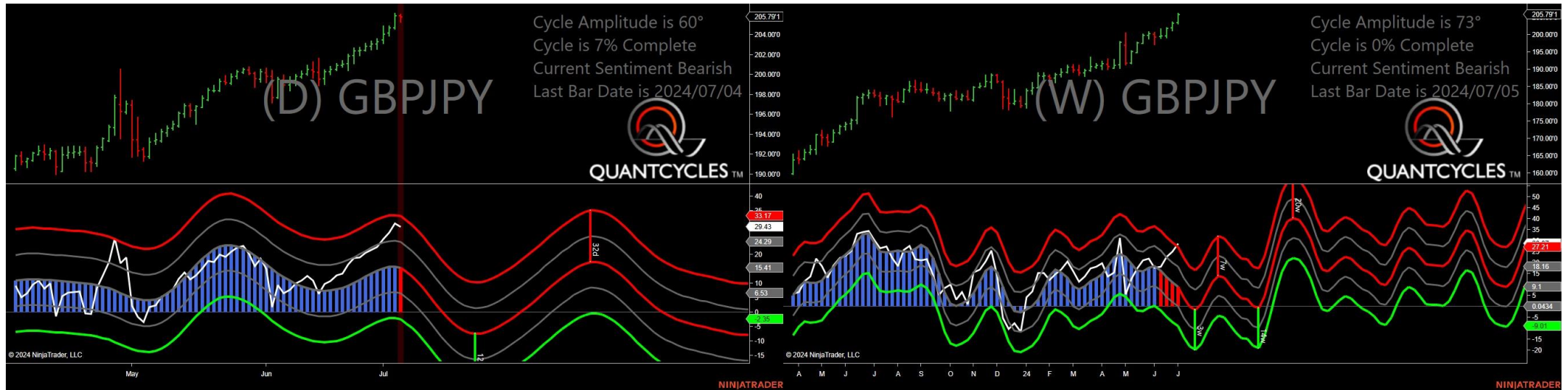
- Amplitude is 20° - Weak
- Direction Accuracy is 0%
- Market is at Resistance Extreme - Expect market consolidation Between \$0.67318 and \$0.67275

British Pound/Swiss Franc - Single Daily Extreme



- Amplitude is 7° - Weak
- Direction Accuracy is 0%
- Market is at Resistance Extreme - Expect market consolidation Between \$1.15233 and \$1.14828

British Pound/Japanese Yen - Single Daily Extreme



- Amplitude is 60° - Strong
- Direction Accuracy is 0%
- Market is at Resistance Extreme - Expect market consolidation Between \$206.054 and \$205.918

British Pound/Us Dollar - Single Weekly Extreme



- Amplitude is 17° - Weak
- Direction Accuracy is 50%
- Market is at Support Extreme - Expect market consolidation Between \$1.27384 and \$1.27338

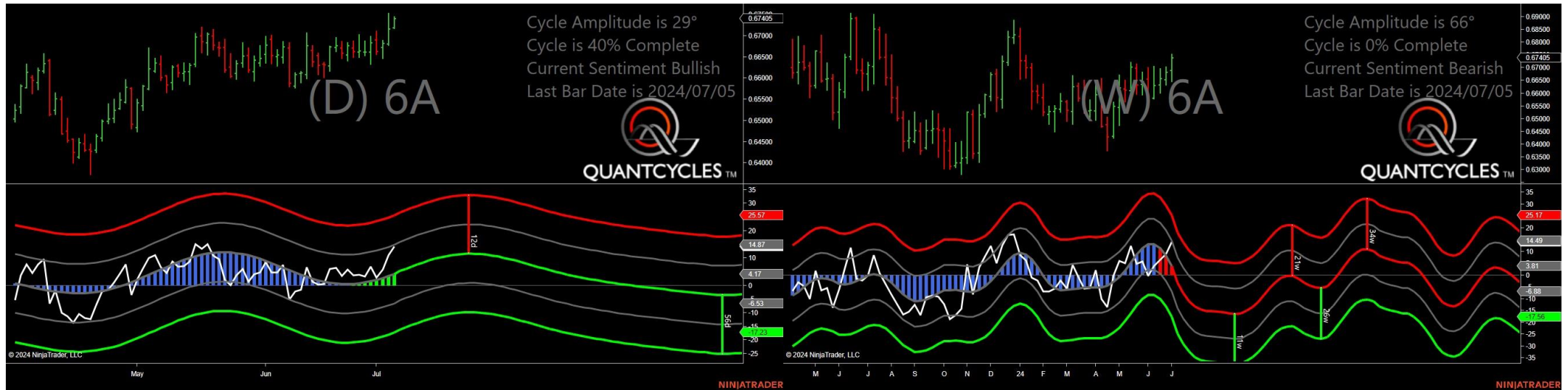
Analysis Charts

27 Charts

- 6A - Australian Dollar Futures
- 6B - British Pound Futures
- 6C - Canadian Dollar Futures
- 6E - Euro FX Futures
- 6J - Japanese Yen Futures
- 6S - Swiss Franc Futures
- AUDCHF
- AUDJPY
- CADCHF
- CADJPY
- DX - US Dollar Index
- EURAUD
- EURCAD
- EURCHF
- EURGBP
- EURUSD
- GBPAUD

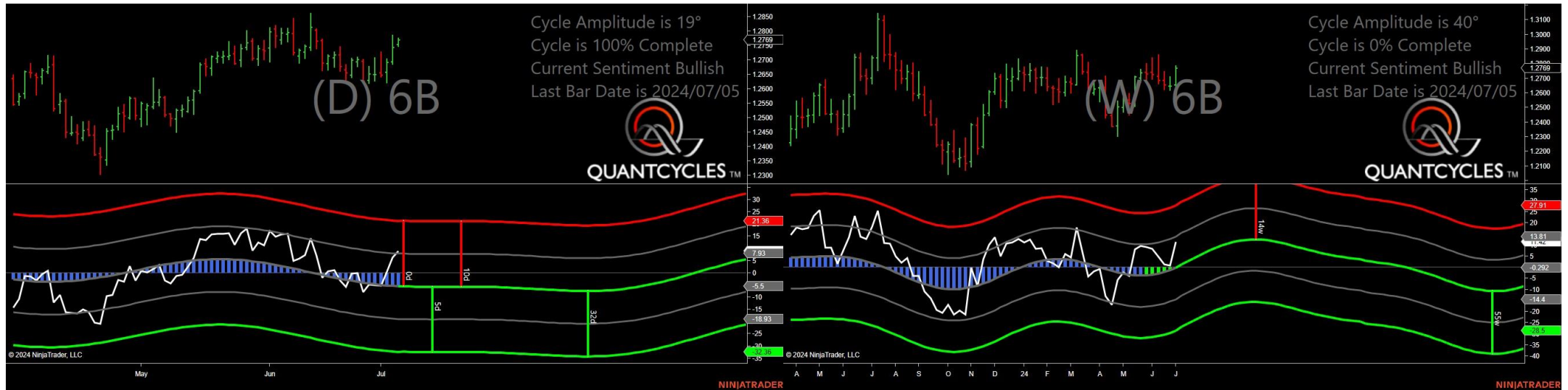
- GBPCAD
- GBPNZD
- NZDCAD
- NZDCHF
- NZDUSD
- USDCAD
- USDCHF
- USDJPY
- USDNOK
- USDZAR

Australian Dollar Futures - Analysis Chart



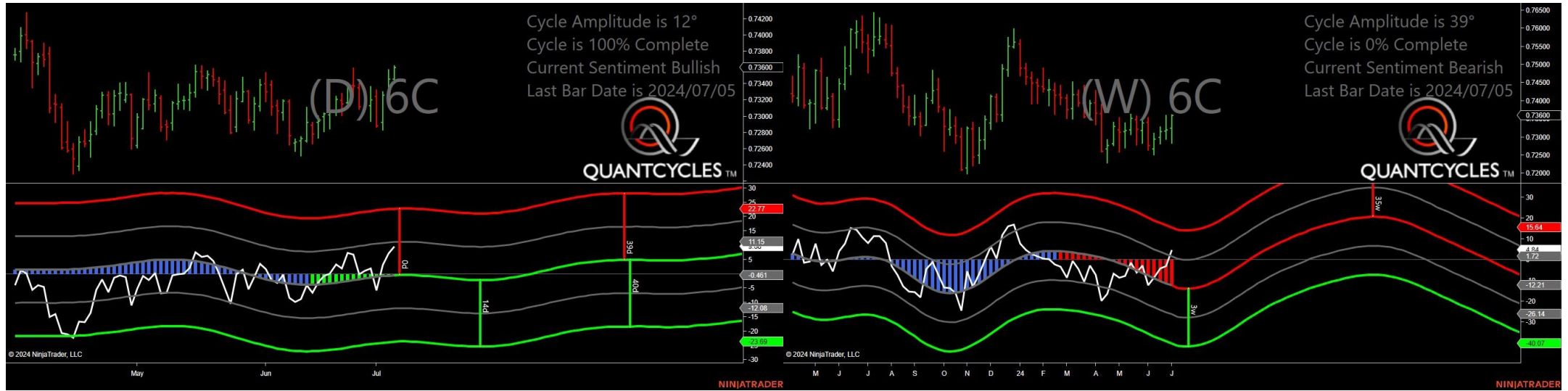
- Amplitude is 29° - Good
- Direction Accuracy is 50%
- Market is at Support Extreme - Expect market consolidation Between \$0.6719 and \$0.6718

British Pound Futures - Analysis Chart



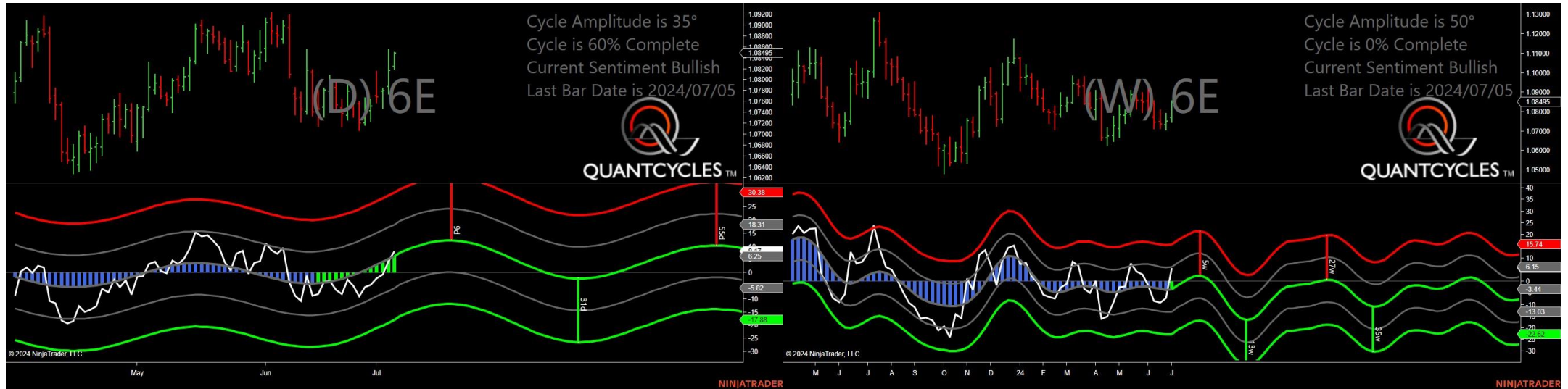
- Amplitude is 19° - Weak
- Direction Accuracy is 50%
- Market is at Support Extreme - Expect market consolidation Between \$1.2753 and \$1.2748

Canadian Dollar Futures - Analysis Chart



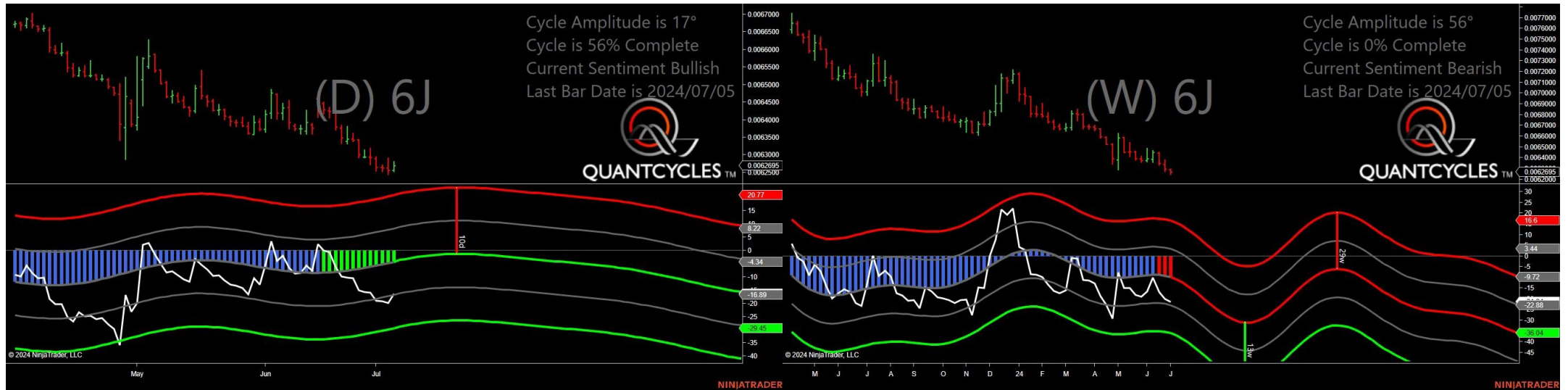
- Amplitude is 12° - Weak
- Direction Accuracy is 50%
- Market is at Support Extreme - Expect market consolidation Between \$0.7346 and \$0.73445

Euro FX Futures - Analysis Chart



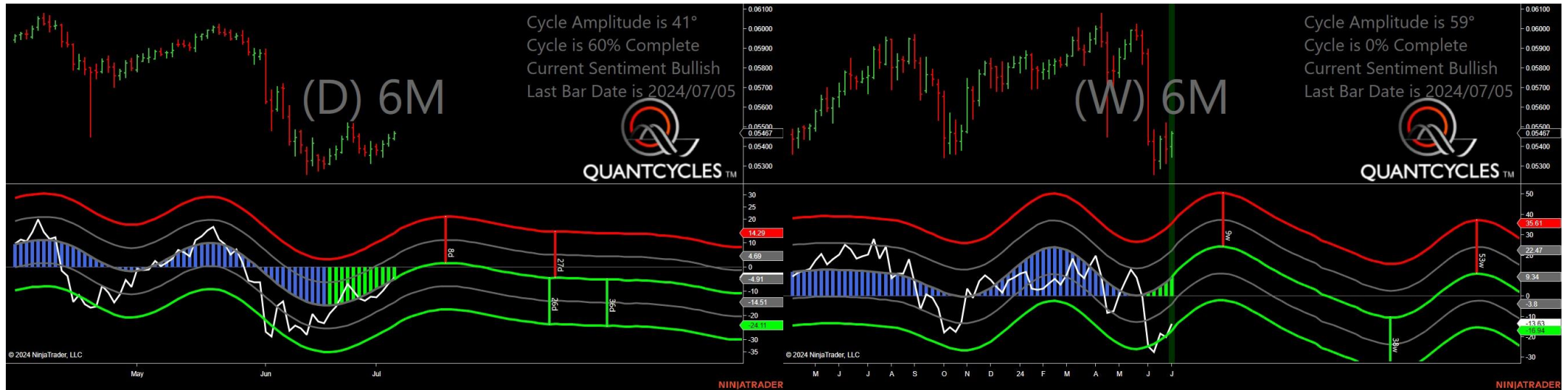
- Amplitude is 35° - Good
- Direction Accuracy is 50%
- Market is at Support Extreme - Expect market consolidation Between \$1.08245 and \$1.08195

Japanese Yen Futures - Analysis Chart



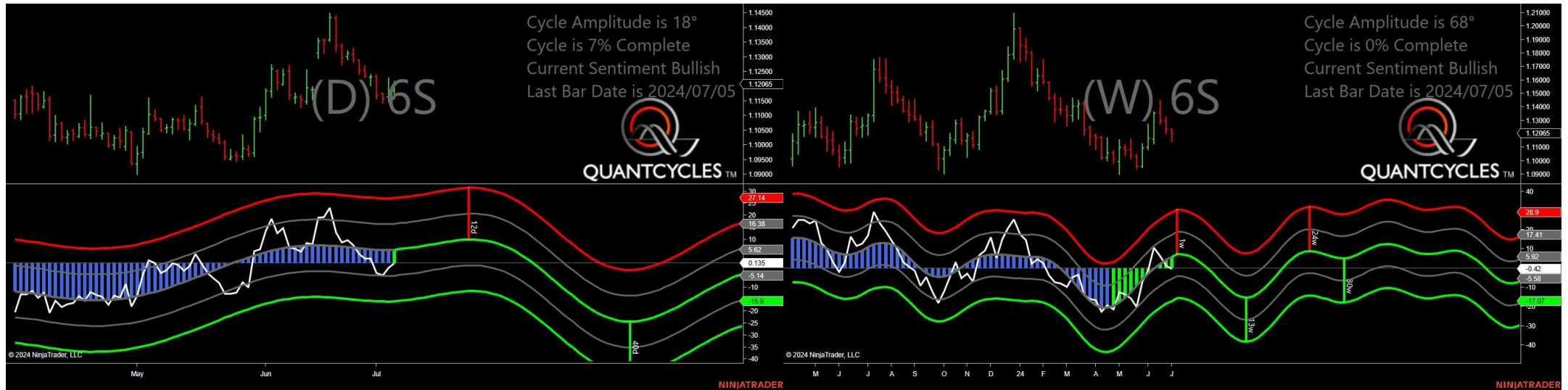
- Amplitude is 17° - Weak
- Direction Accuracy is 50%
- Market is at Support Extreme - Expect market consolidation Between \$0.0062565 and \$0.0062525

Mexican Peso Futures - Analysis Chart



- Amplitude is 41° - Strong
- Direction Accuracy is 50%
- Market is at Support Extreme - Expect market consolidation Between \$0.0544 and \$0.05435

Swiss Franc Futures - Analysis Chart



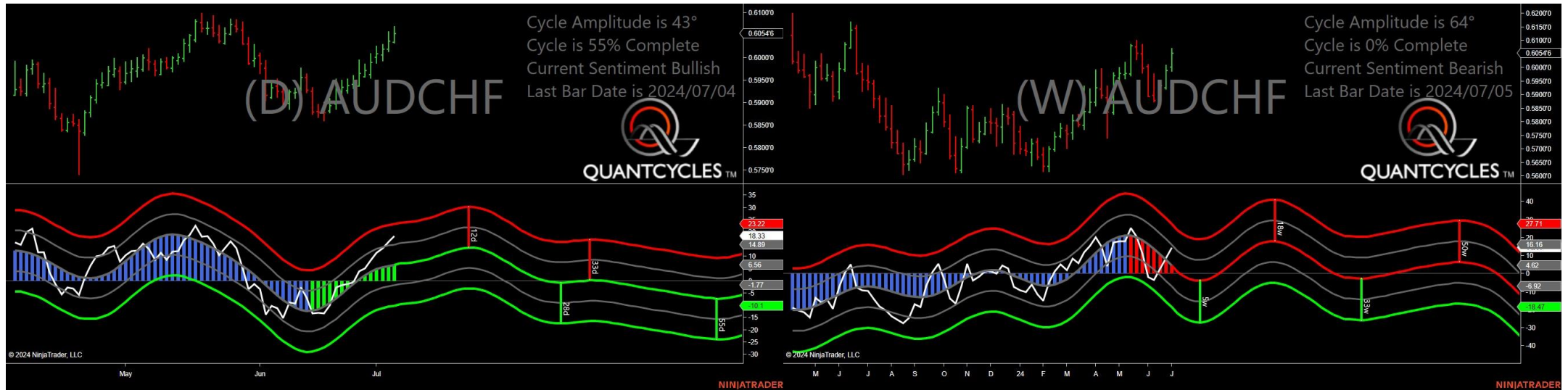
- Amplitude is 18° - Weak
- Direction Accuracy is 50%
- Market is at Support Extreme - Expect market consolidation Between \$1.1185 and \$1.1157

Australian Dollar/ Canadian Dollar Dollar - Analysis Chart



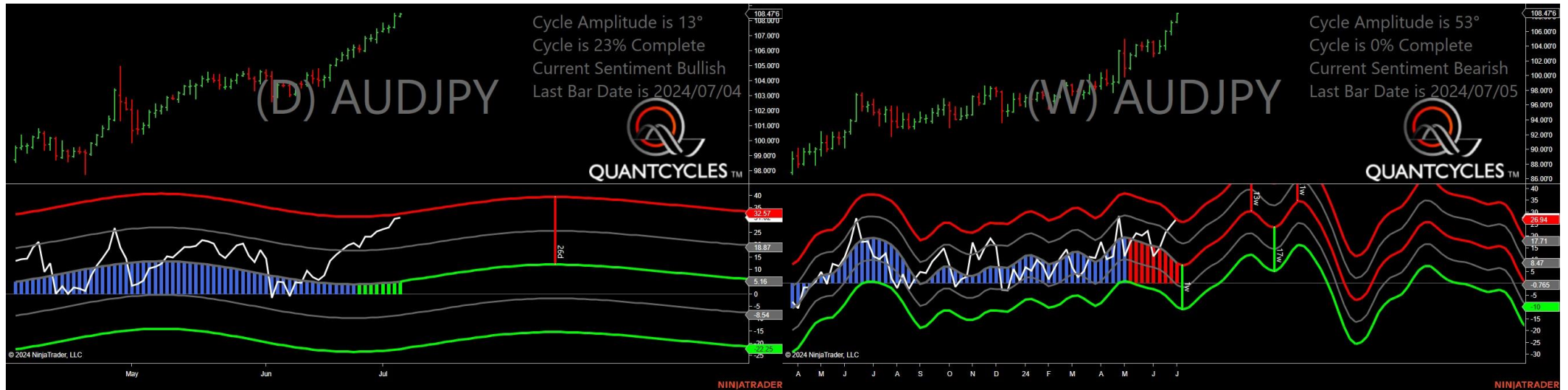
- Amplitude is 32° - Good
- Direction Accuracy is 0%
- Market is at Resistance Extreme - Expect market consolidation Between \$0.91678 and \$0.91568

Australian Dollar /Swiss Franc Franc - Analysis Chart



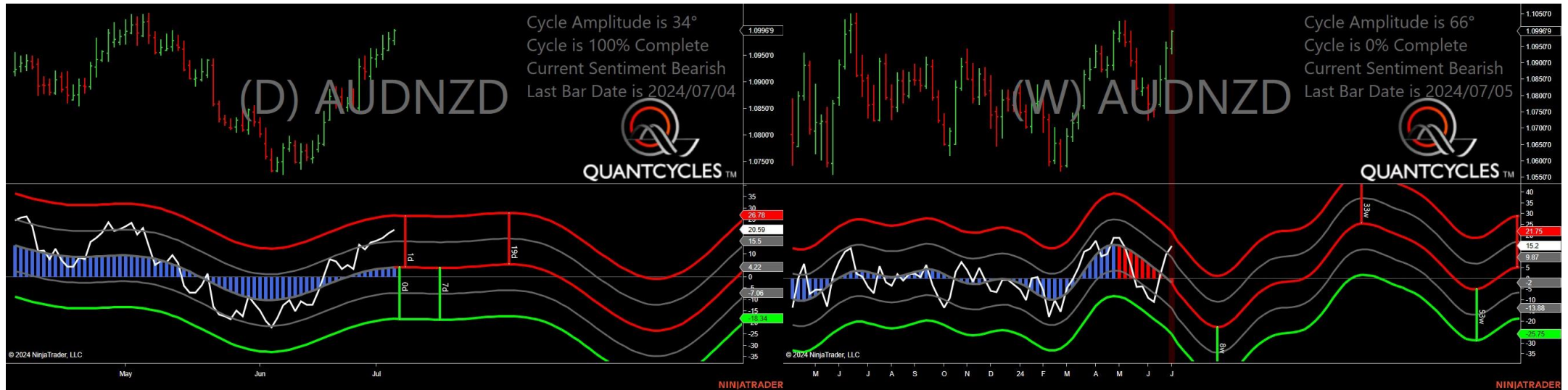
- Amplitude is 43° - Strong
- Direction Accuracy is 50%
- Market is at Support Extreme - Expect market consolidation Between \$0.60356 and \$0.6034

Australian Dollar/Japanese Yen Yen - Analysis Chart



- Amplitude is 13° - Weak
- Direction Accuracy is 50%
- Market is at Support Extreme - Expect market consolidation Between \$108.318 and \$108.277

Australian Dollar/New Zealand Dollar - Analysis Chart



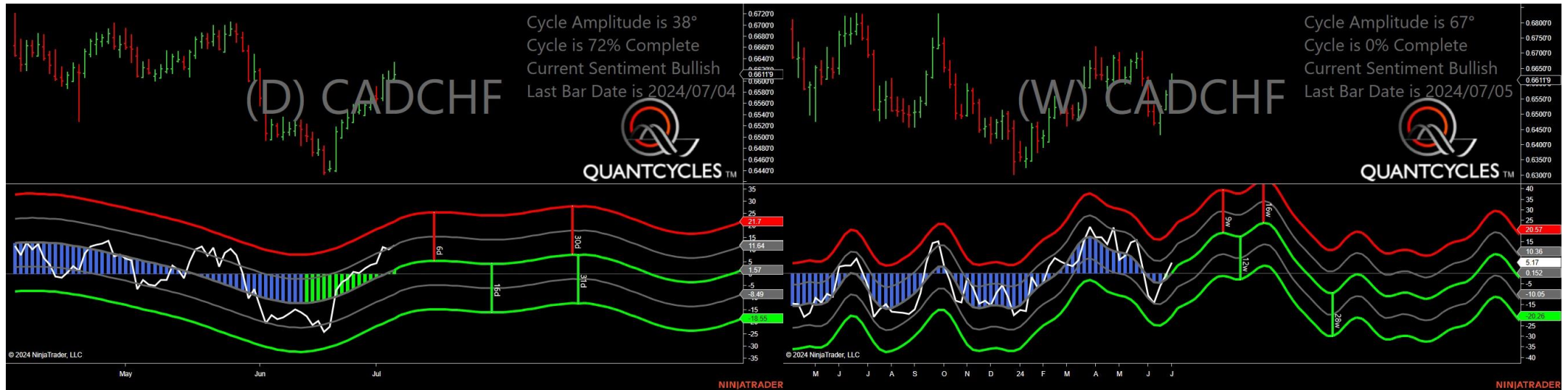
- Amplitude is 34° - Good
- Direction Accuracy is 0%
- Market is at Resistance Extreme - Expect market consolidation Between \$1.09998 and \$1.09969

Australian Dollar/US Dollar - Analysis Chart



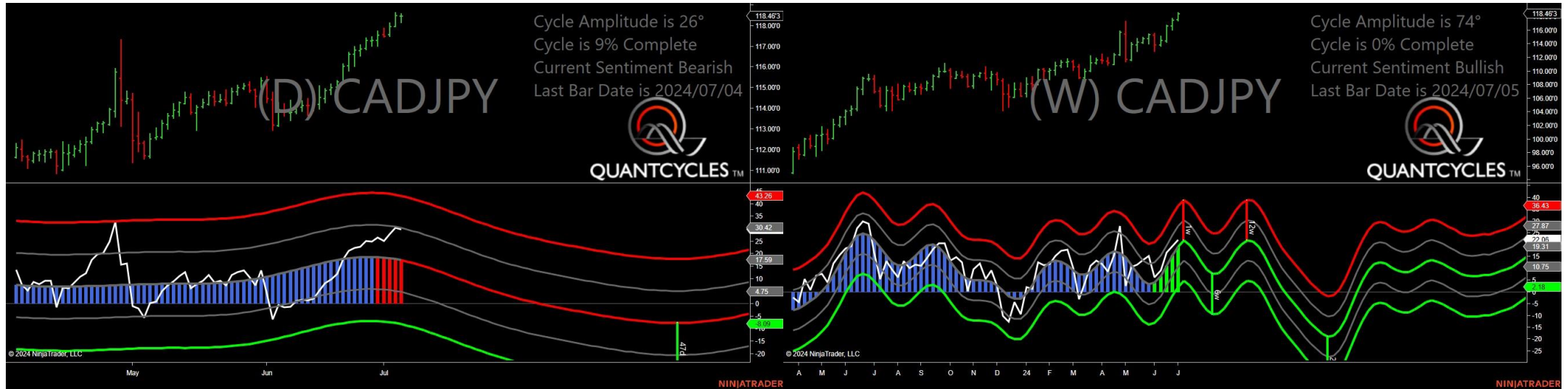
- Amplitude is 20° - Weak
- Direction Accuracy is 0%
- Market is at Resistance Extreme - Expect market consolidation Between \$0.67318 and \$0.67275

Canadian Dollar/Swiss Franc - Analysis Chart



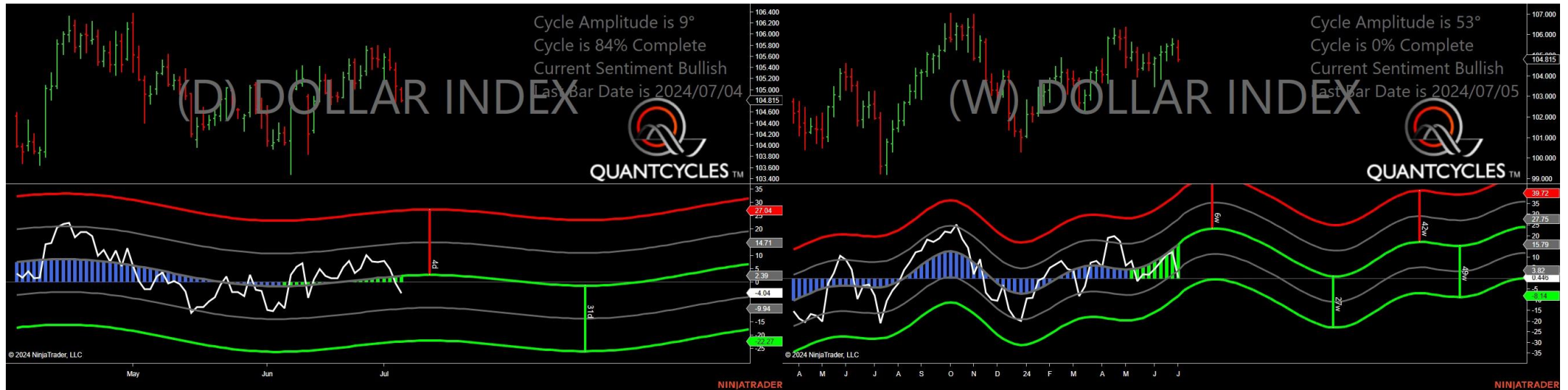
- Amplitude is 38° - Good
- Direction Accuracy is 50%
- Market is at Support Extreme - Expect market consolidation Between \$0.66033 and \$0.65984

Canadian Dollar/Japanese Yen - Analysis Chart



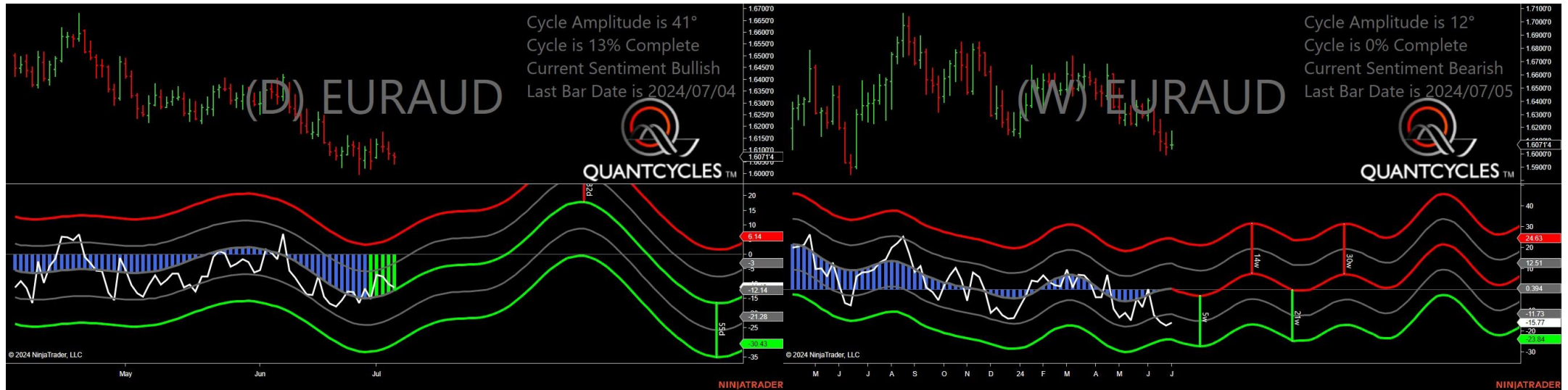
- Amplitude is 26° - Good
- Direction Accuracy is 0%
- Market is at Resistance Extreme - Expect market consolidation Between \$118.575 and \$118.463

US Dollar Index - Analysis Chart



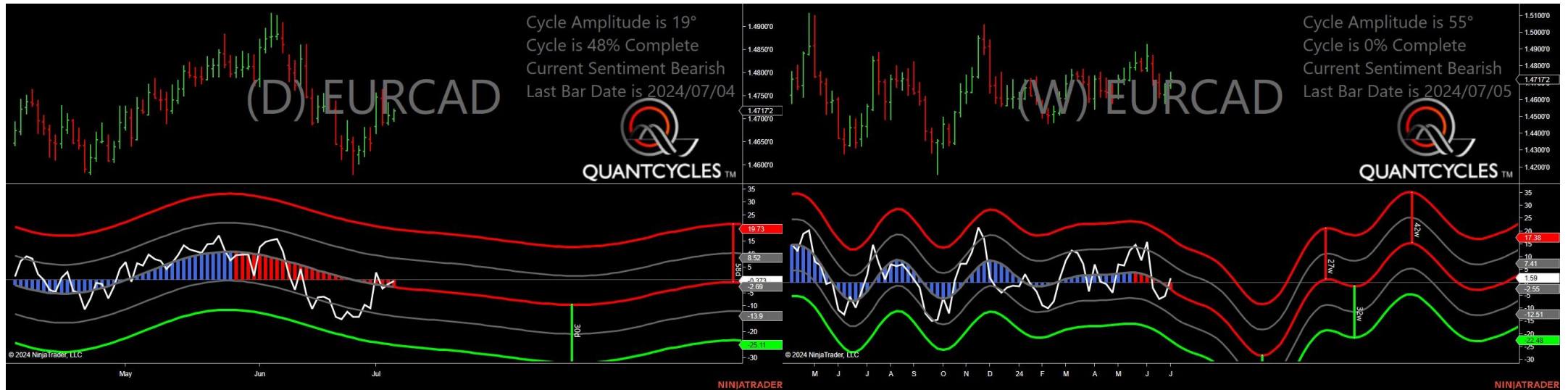
- Amplitude is 9° - Weak
- Direction Accuracy is 50%
- Market is at Support Extreme - Expect market consolidation Between \$104.815 and \$104.785

Euro Dollar/Australian Dollar - Analysis Chart



- Amplitude is 41° - Strong
- Direction Accuracy is 50%
- Market is at Support Extreme - Expect market consolidation Between \$1.60714 and \$1.60428

Euro Dollar/Canadian Dollar - Analysis Chart



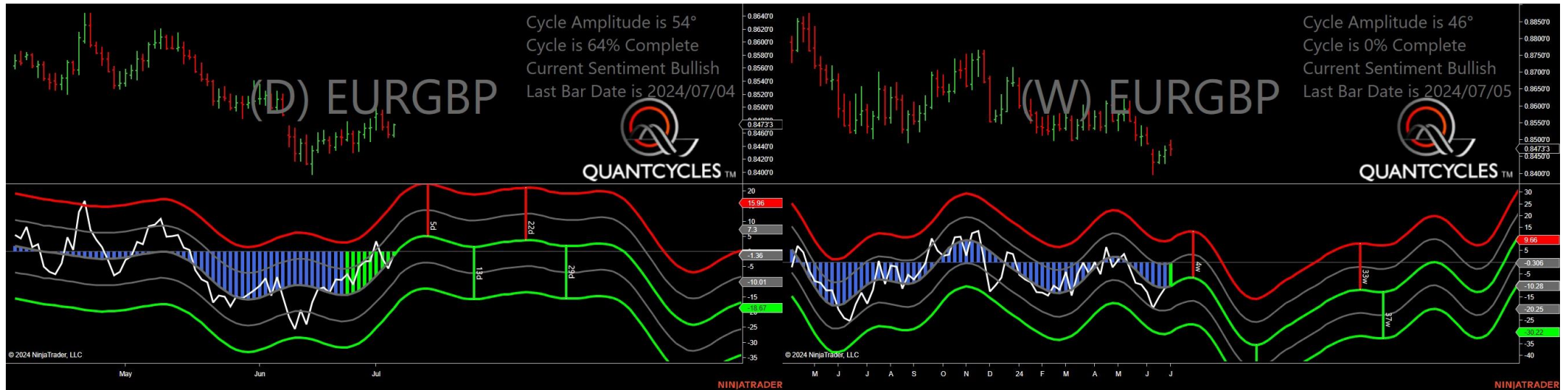
- Amplitude is 19° - Weak
- Direction Accuracy is 0%
- Market is at Resistance Extreme - Expect market consolidation Between \$1.47214 and \$1.47172

Euro Dollar/Swiss Franc - Analysis Chart



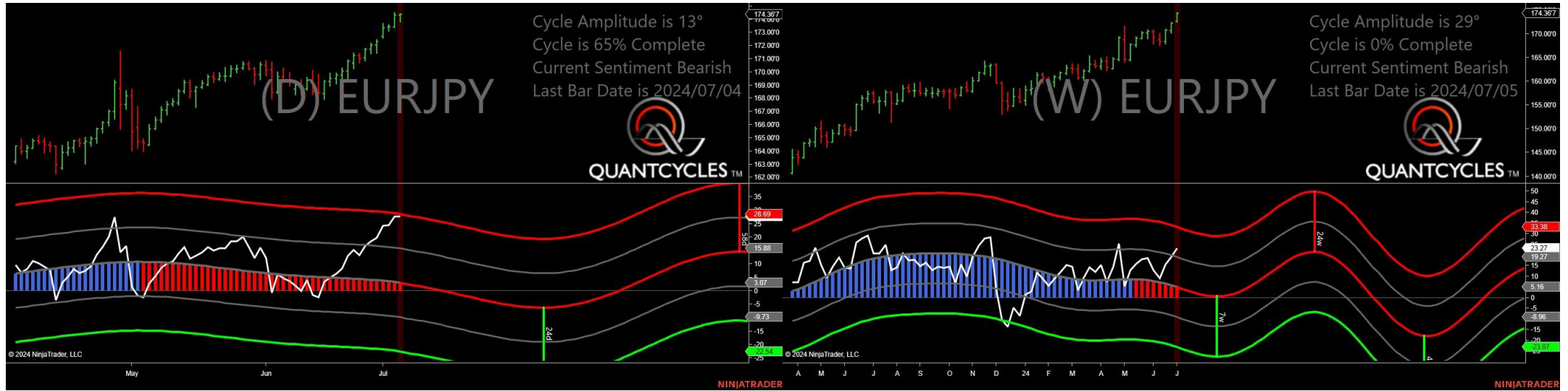
- Amplitude is 43° - Strong
- Direction Accuracy is 50%
- Market is at Support Extreme - Expect market consolidation Between \$0.97137 and \$0.97099

Euro Dollar/British Pound - Analysis Chart



- Amplitude is 54° - Strong
- Direction Accuracy is 50%
- Market is at Support Extreme - Expect market consolidation Between \$0.84576 and \$0.84547

Euro Dollar/Japanese Yen - Analysis Chart



- Amplitude is 13° - Weak
- Direction Accuracy is 0%
- Market is at Resistance Extreme - Expect market consolidation Between \$174.433 and \$174.367

Euro Dollar/Us Dollar - Analysis Chart



- Amplitude is 12° - Weak
- Direction Accuracy is 0%
- Market is at Resistance Extreme - Expect market consolidation Between \$1.08138 and \$1.08128

British Pound/Australian Dollar - Analysis Chart



- Amplitude is 28° - Good
- Direction Accuracy is 0%
- Market is at Resistance Extreme - Expect market consolidation Between \$1.90062 and \$1.89982

British Pound/Canadian Dollar - Analysis Chart



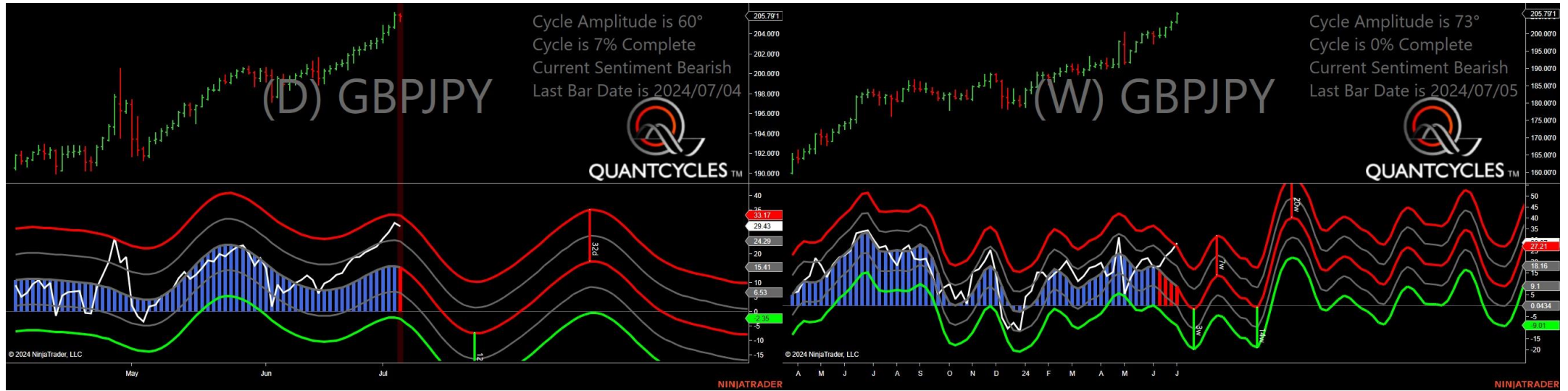
- Amplitude is 24° - Good
- Direction Accuracy is 0%
- Market is at Resistance Extreme - Expect market consolidation Between \$1.73871 and \$1.73689

British Pound/Swiss Franc - Analysis Chart



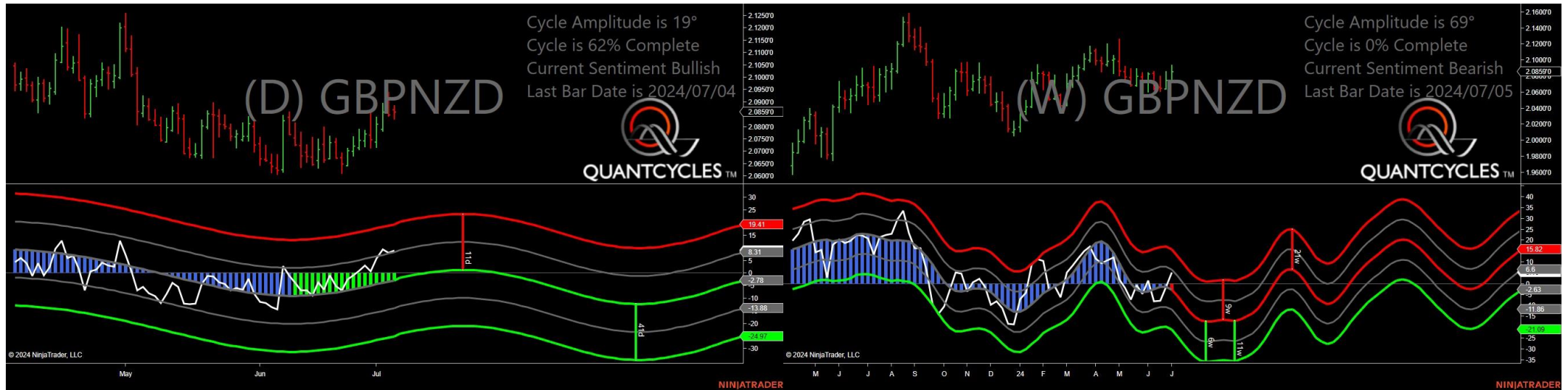
- Amplitude is 7° - Weak
- Direction Accuracy is 0%
- Market is at Resistance Extreme - Expect market consolidation Between \$1.15233 and \$1.14828

British Pound/Japanese Yen - Analysis Chart



- Amplitude is 60° - Strong
- Direction Accuracy is 0%
- Market is at Resistance Extreme - Expect market consolidation Between \$206.054 and \$205.918

British Pound/New Zealand Dollar - Analysis Chart



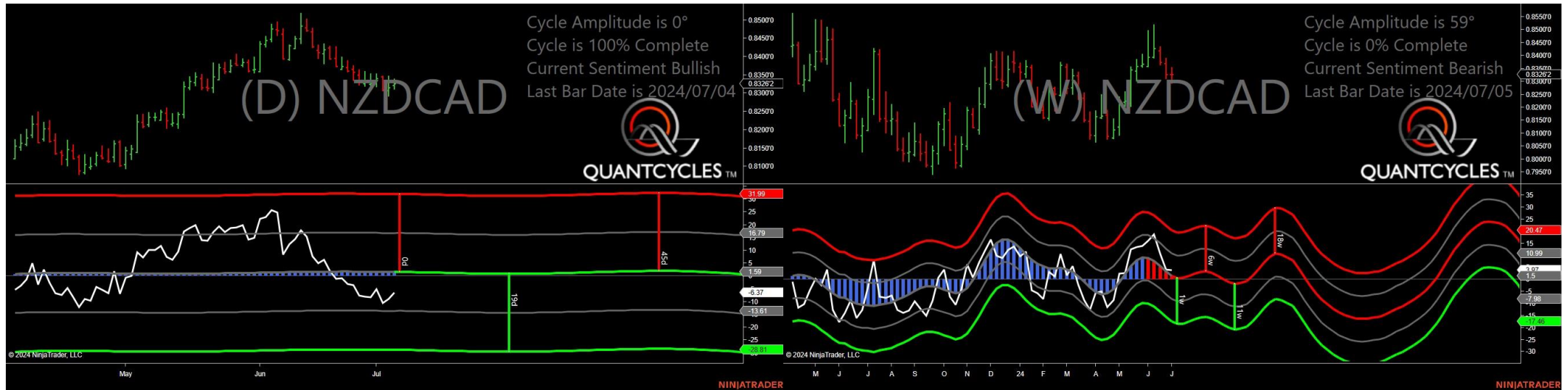
- Amplitude is 19° - Weak
- Direction Accuracy is 50%
- Market is at Support Extreme - Expect market consolidation Between \$2.0859 and \$2.08313

British Pound/Us Dollar - Analysis Chart



- Amplitude is 17° - Weak
- Direction Accuracy is 50%
- Market is at Support Extreme - Expect market consolidation Between \$1.27384 and \$1.27338

New Zealand Dollar/Canadian Dollar - Analysis Chart



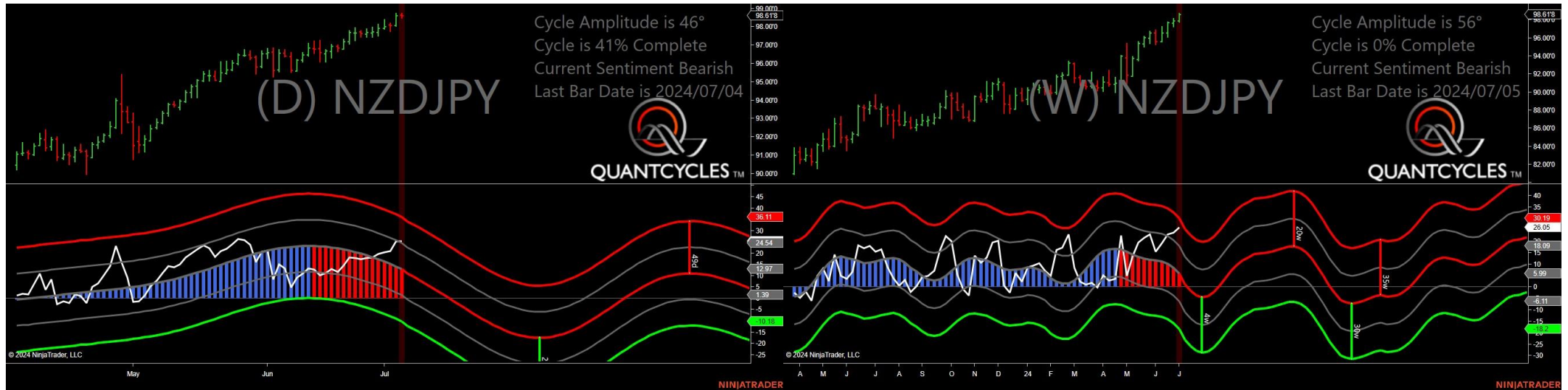
- Amplitude is 0° - Weak
- Direction Accuracy is 50%
- Market is at Support Extreme - Expect market consolidation Between \$0.83209 and \$0.83112

New Zealand Dollar/Swiss Franc - Analysis Chart



- Amplitude is 42° - Strong
- Direction Accuracy is 50%
- Market is at Support Extreme - Expect market consolidation Between \$0.54987 and \$0.54923

New Zealand Dollar/Japanese Yenese - Analysis Chart



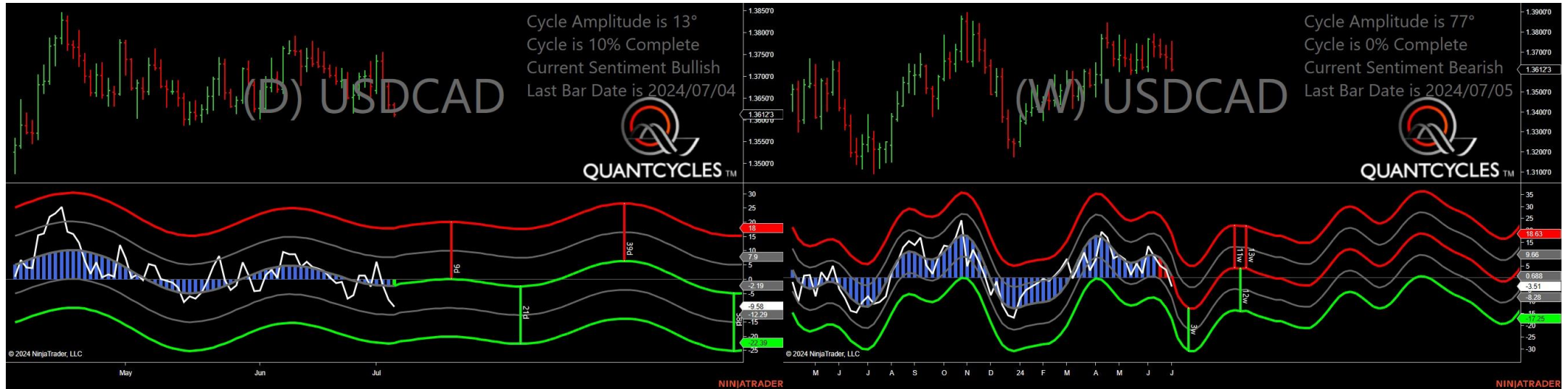
- Amplitude is 46° - Strong
- Direction Accuracy is 0%
- Market is at Resistance Extreme - Expect market consolidation Between \$98.73 and \$98.636

New Zealand Dollar/Us Dollar - Analysis Chart



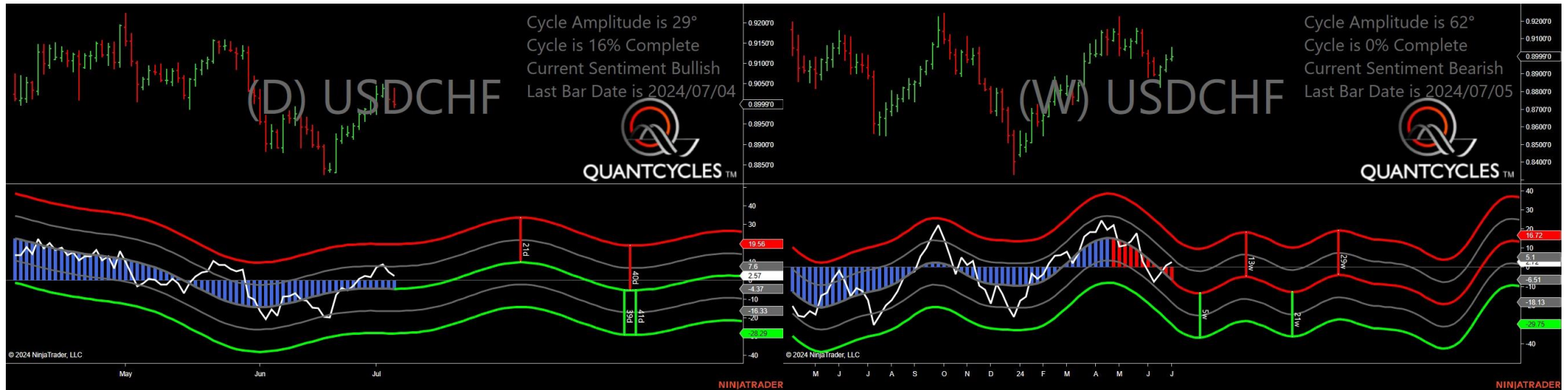
- Amplitude is 8° - Weak
- Direction Accuracy is 0%
- Market is at Resistance Extreme - Expect market consolidation Between \$0.61228 and \$0.61172

Us Dollar /Canadian Dollar - Analysis Chart



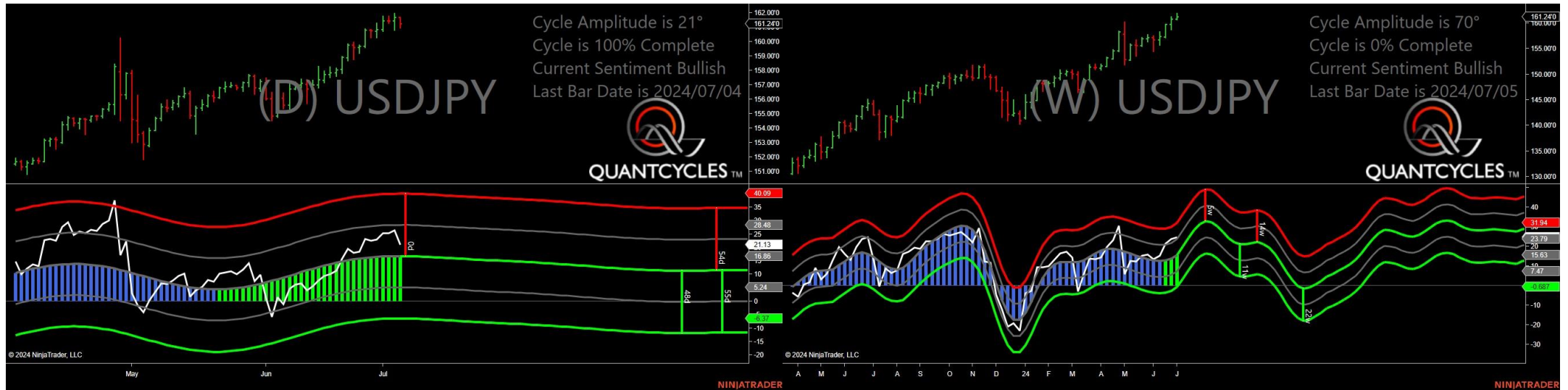
- Amplitude is 13° - Weak
- Direction Accuracy is 50%
- Market is at Support Extreme - Expect market consolidation Between \$1.36123 and \$1.36081

Us Dollar /Swiss Franc - Analysis Chart



- Amplitude is 29° - Good
- Direction Accuracy is 50%
- Market is at Support Extreme - Expect market consolidation Between \$0.8999 and \$0.89913

Us Dollar /Japanese Yen - Analysis Chart



- Amplitude is 21° - Good
- Direction Accuracy is 50%
- Market is at Support Extreme - Expect market consolidation Between \$161.24 and \$160.943

Us Dollar /Mexican - Analysis Chart



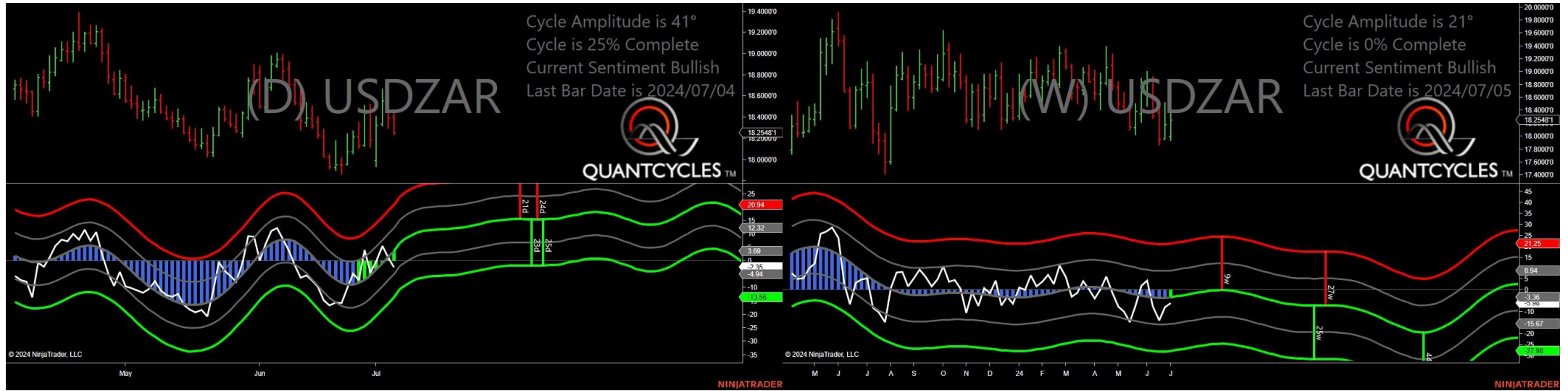
- Amplitude is 44° - Strong
- Direction Accuracy is 0%
- Market is at Resistance Extreme - Expect market consolidation Between \$18.18687 and \$18.1434

Us Dollar /Norwegian Krone - Analysis Chart



- Amplitude is 30° - Good
- Direction Accuracy is 0%
- Market is at Resistance Extreme - Expect market consolidation Between \$10.5802 and \$10.56688

Us Dollar/South Africa Rand - Analysis Chart



- Amplitude is 41° - Strong
- Direction Accuracy is 50%
- Market is at Support Extreme - Expect market consolidation Between \$18.25481 and \$18.23679