



QUANTCYCLES

FOREX

OPPORTUNITIES & EXTREMES

About This Document

- This document contains two cyclical market patterns based on the QuantCycles Cycle Analysis Software
- **Cycle Continuation Opportunity** – These are defined as a deviation of the forecast direction that extend to the upper or lower extremes. There is a high probability that the market will return to the forecast direction within a projected time frame. A Dual Opportunity has a higher probability of returning to the forecast direction than a Single Opportunity.
 - Always look for market commonality. For example, if you're looking at a DOW30 stock to buy, does the index look positive as well?
 - As the market approaches the cycle forecast turning point, the probability of the market following that direction decays. This is indicated by the "Cycle Percent Complete" note at the top of the chart, as well as predicted duration dates
 - At an Opportunity, a strong market may continue to go against the forecast trend, therefore, we recommend waiting for confirmation of the turning point before acting on it.
 - If the Market has not returned to the direction of the cycle by the minimum expected cycle duration date, consider the cycle incorrect.
- **Cycle Extreme** – These are defined as a deviation of the forecast direction, but with a lessor probability of return to the forecast direction. A Dual Extreme is a stronger Support / Resistance than a Single Extreme.
 - The Cycle Continuation Opportunity information above applies here as well, but can be utilized more to take profits than to consider for entry
 - Indicates that a market is at or near a Cycle Support or Resistance.
 - There is a high probability of a market stall.

Analysis Overview

- 5 Dual Extremes
- 8 Single Extremes
- 24 Analysis

Cycle Extremes

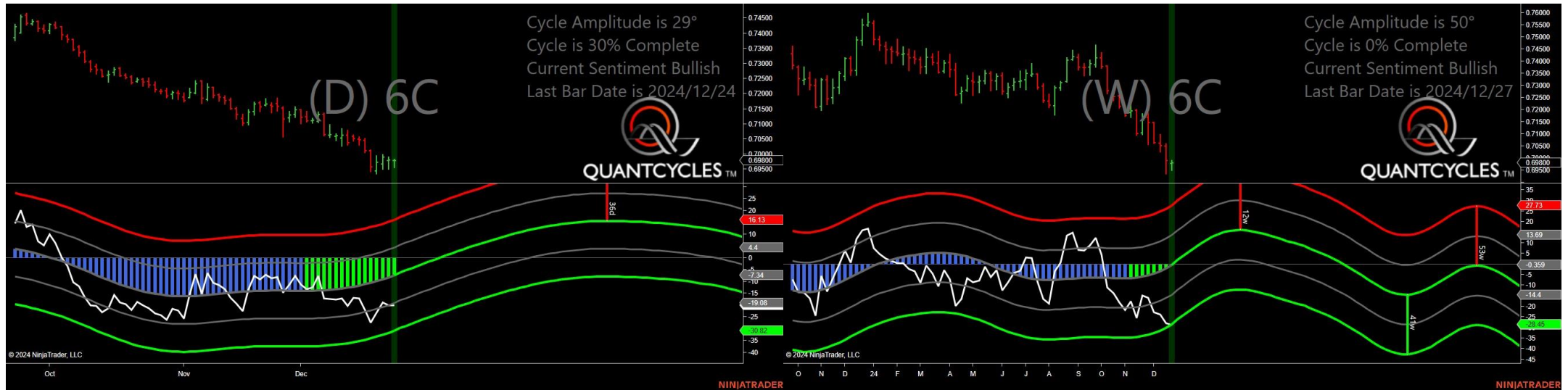
5 Dual Extremes

- 6C - Canadian Dollar Futures
- 6S - Swiss Franc Futures
- AUDUSD
- USDCHF
- USDZAR

8 Single Extremes

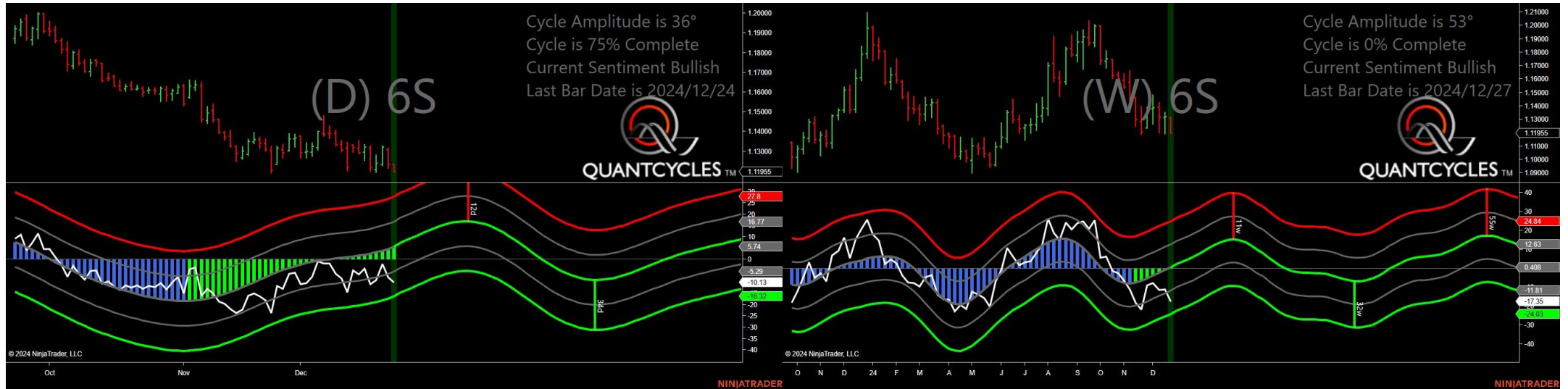
- 6A - Australian Dollar Futures
- 6E - Euro FX Futures
- DX - US Dollar Index
- EURAUD
- EURUSD
- GBPAUD
- GBPUSD
- USDCAD

Canadian Dollar Futures - Dual Extreme



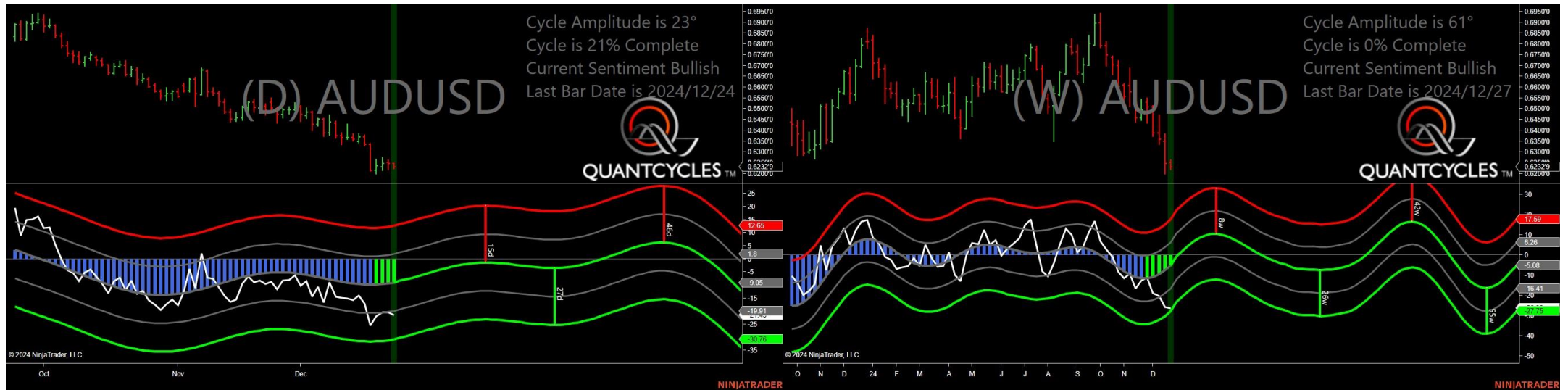
- Amplitude is 29° - Good
- Direction Accuracy is 50%
- Market is at Support Extreme - Expect market consolidation Between \$0.69795 and \$0.69565

Swiss Franc Futures - Dual Extreme



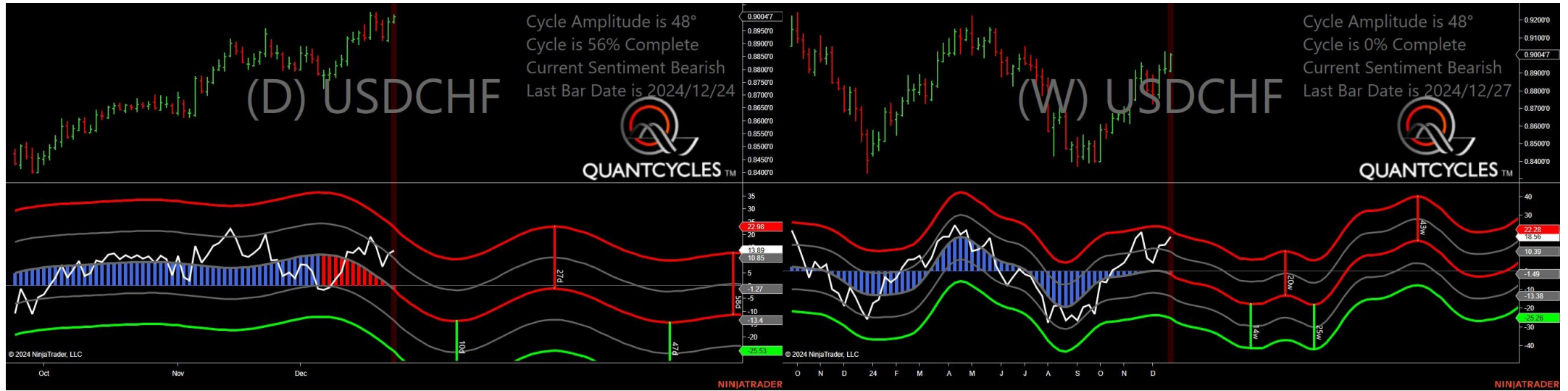
- Amplitude is 36° - Good
- Direction Accuracy is 50%
- Market is at Support Extreme - Expect market consolidation Between \$1.11955 and \$1.11955

Australian Dollar/US Dollar - Dual Extreme



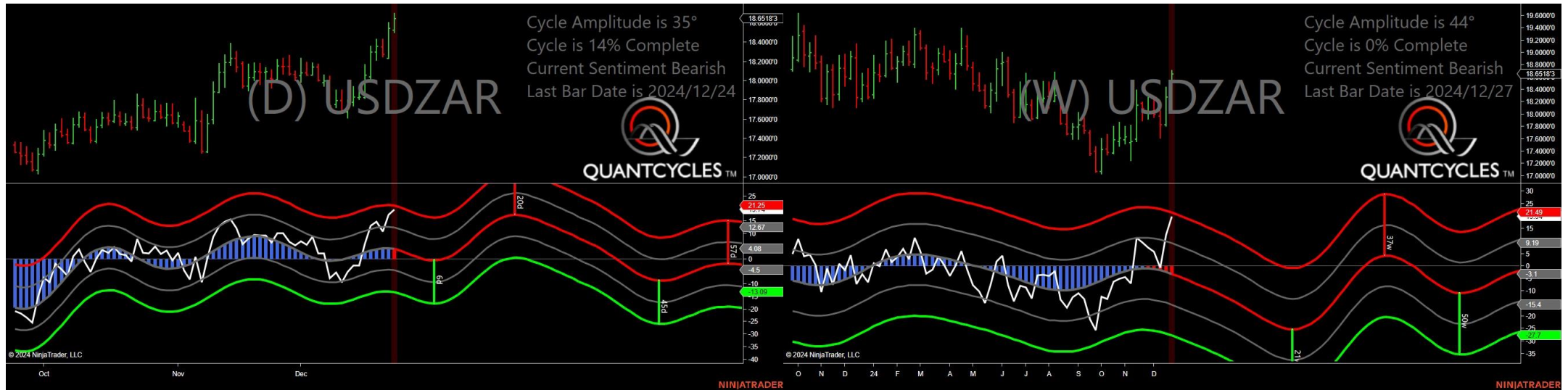
- Amplitude is 23° - Good
- Direction Accuracy is 50%
- Market is at Support Extreme - Expect market consolidation Between \$0.62329 and \$0.62244

Us Dollar /Swiss Franc - Dual Extreme



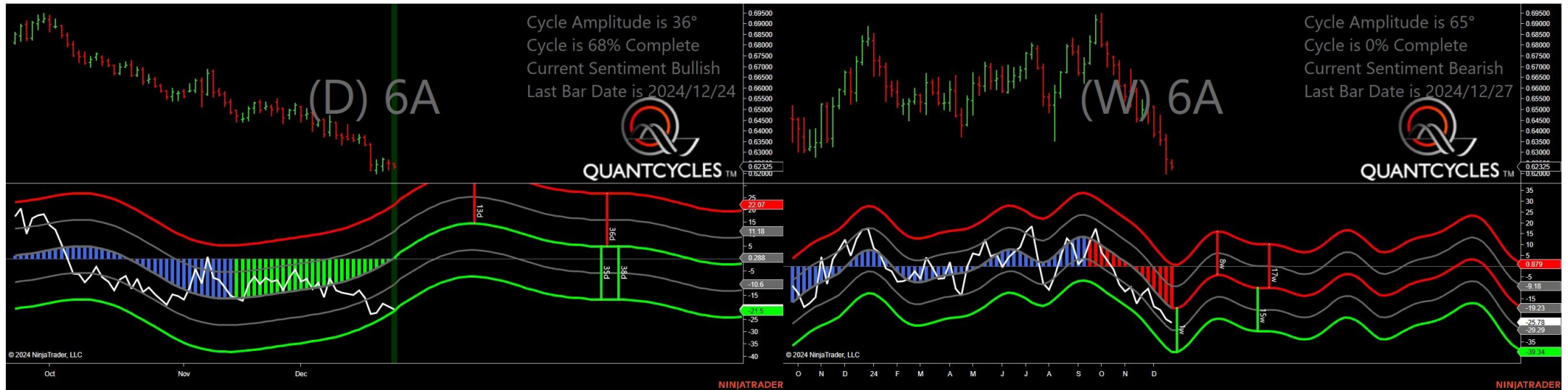
- Amplitude is 48° - Strong
- Direction Accuracy is 0%
- Market is at Resistance Extreme - Expect market consolidation Between \$0.90123 and \$0.90047

Us Dollar/South Africa Rand - Dual Extreme



- Amplitude is 35° - Good
- Direction Accuracy is 0%
- Market is at Resistance Extreme - Expect market consolidation Between \$18.70478 and \$18.65183

Australian Dollar Futures - Single Daily Extreme



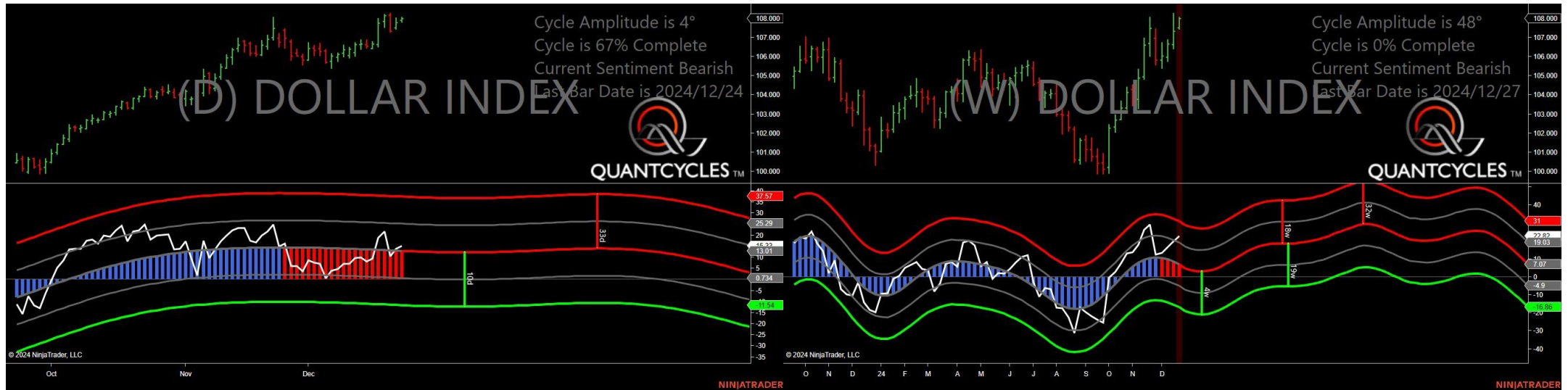
- Amplitude is 36° - Good
- Direction Accuracy is 50%
- Market is at Support Extreme - Expect market consolidation Between \$0.62325 and \$0.62255

Euro FX Futures - Single Weekly Extreme



- Amplitude is 21° - Good
- Direction Accuracy is 50%
- Market is at Support Extreme - Expect market consolidation Between \$1.0428 and \$1.0421

US Dollar Index - Single Weekly Extreme



- Amplitude is 4° - Weak
- Direction Accuracy is 0%
- Market is at Resistance Extreme - Expect market consolidation Between \$108.06 and \$108

Euro Dollar/Australian Dollar - Single Daily Extreme



- Amplitude is 52° - Strong
- Direction Accuracy is 0%
- Market is at Resistance Extreme - Expect market consolidation Between \$1.67015 and \$1.667

Euro Dollar/Us Dollar - Single Weekly Extreme



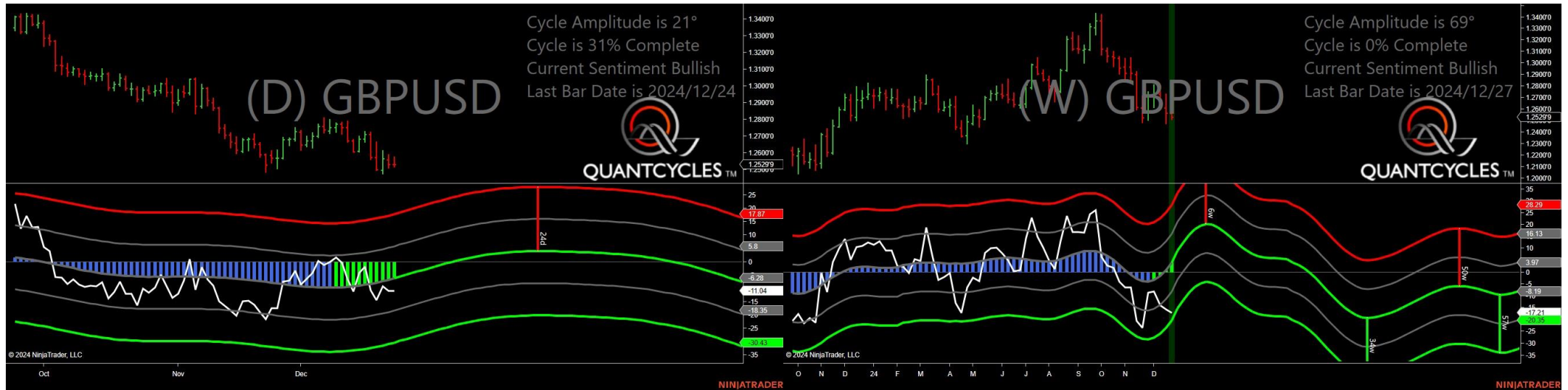
- Amplitude is 13° - Weak
- Direction Accuracy is 0%
- Market is at Resistance Extreme - Expect market consolidation Between \$1.04099 and \$1.04033

British Pound/Australian Dollar - Single Daily Extreme



- Amplitude is 23° - Good
- Direction Accuracy is 0%
- Market is at Resistance Extreme - Expect market consolidation Between \$2.0163 and \$2.01011

British Pound/Us Dollar - Single Weekly Extreme



- Amplitude is 21° - Good
- Direction Accuracy is 50%
- Market is at Support Extreme - Expect market consolidation Between \$1.25299 and \$1.25187

Us Dollar /Canadian Dollar - Single Daily Extreme



- Amplitude is 41° - Strong
- Direction Accuracy is 0%
- Market is at Resistance Extreme - Expect market consolidation Between \$1.44203 and \$1.43698

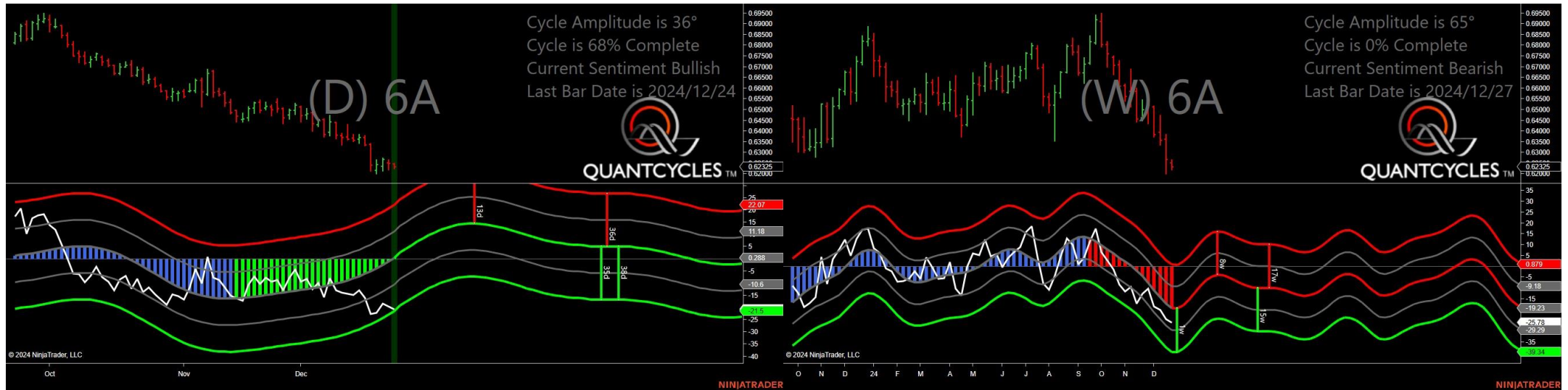
Analysis Charts

24 Charts

- 6B - British Pound Futures
- 6J - Japanese Yen Futures
- 6M - Mexican Peso Futures
- AUDCAD
- AUDCHF
- AUDJPY
- AUDNZD
- CADCHF
- CADJPY
- EURCAD
- EURCHF
- EURGBP
- EURJPY
- GBPCAD
- GBPCHF
- GBPJPY
- GBPNZD

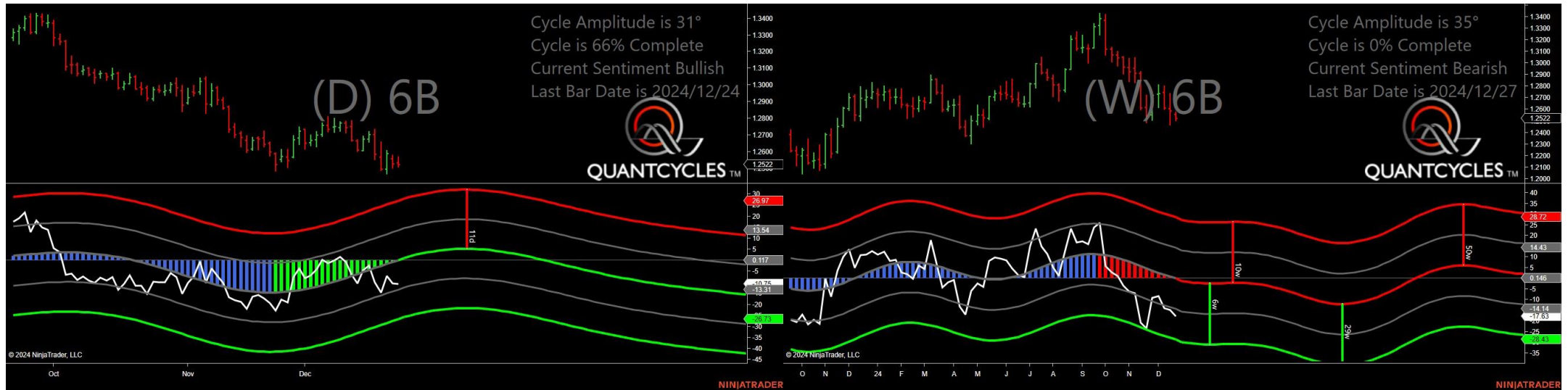
- NZDCAD
- NZDCHF
- NZDJPY
- NZDUSD
- USDJPY
- USDMXN
- USDNOK

Australian Dollar Futures - Analysis Chart



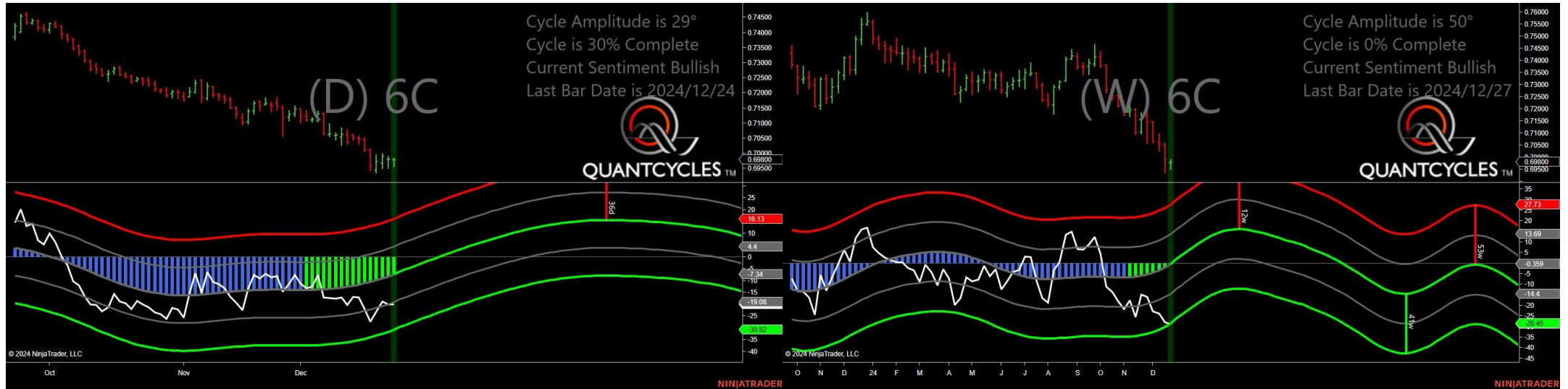
- Amplitude is 36° - Good
- Direction Accuracy is 50%
- Market is at Support Extreme - Expect market consolidation Between \$0.62325 and \$0.62255

British Pound Futures - Analysis Chart



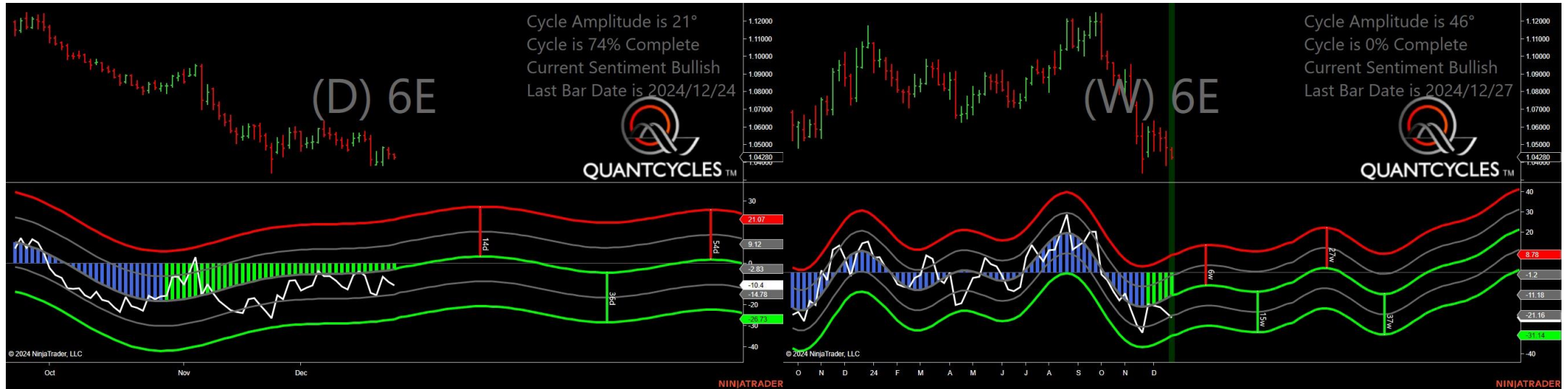
- Amplitude is 31° - Good
- Direction Accuracy is 50%
- Market is at Support Extreme - Expect market consolidation Between \$1.2522 and \$1.2511

Canadian Dollar Futures - Analysis Chart



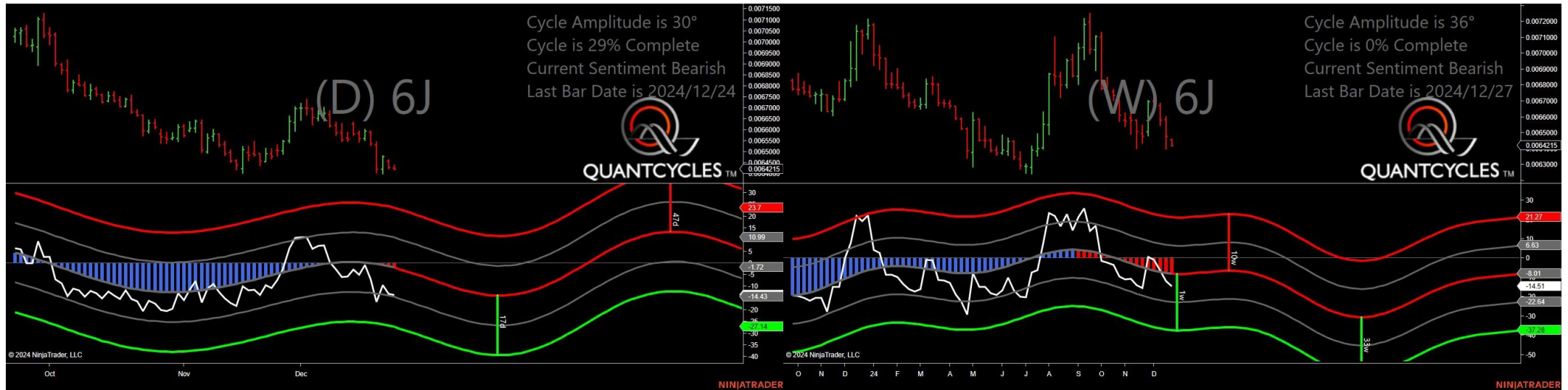
- Amplitude is 29° - Good
- Direction Accuracy is 50%
- Market is at Support Extreme - Expect market consolidation Between \$0.69795 and \$0.69565

Euro FX Futures - Analysis Chart



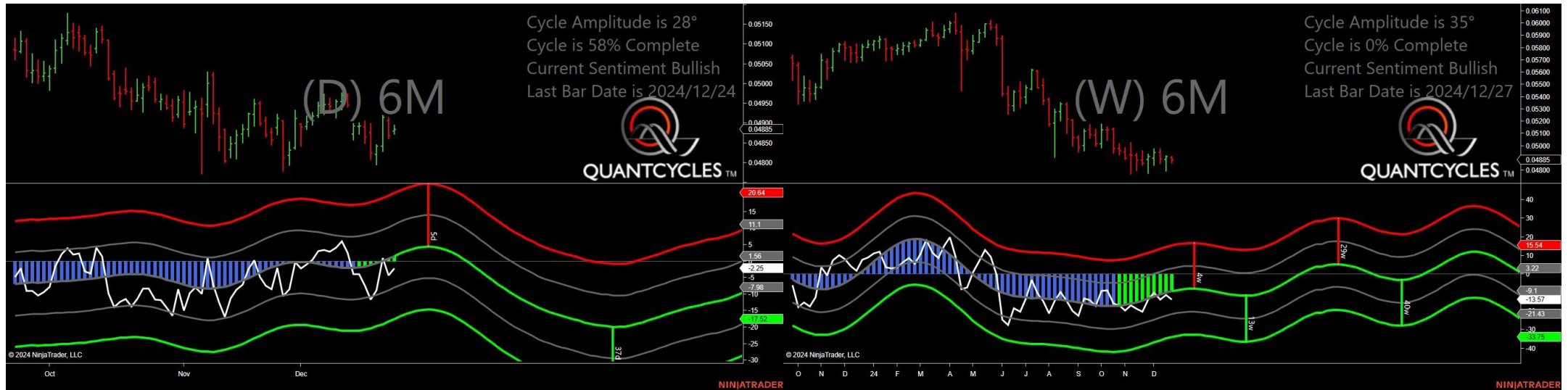
- Amplitude is 21° - Good
- Direction Accuracy is 50%
- Market is at Support Extreme - Expect market consolidation Between \$1.0428 and \$1.0421

Japanese Yen Futures - Analysis Chart



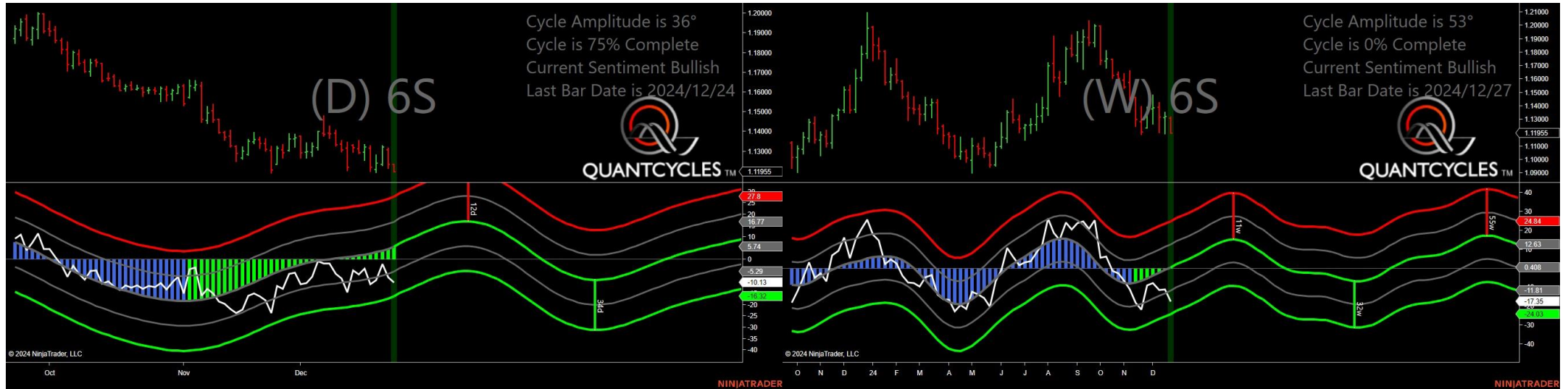
- Amplitude is 30° - Good
- Direction Accuracy is 0%
- Market is at Resistance Extreme - Expect market consolidation Between \$0.0064385 and \$0.006425

Mexican Peso Futures - Analysis Chart



- Amplitude is 28° - Good
- Direction Accuracy is 50%
- Market is at Support Extreme - Expect market consolidation Between \$0.0488 and \$0.04873

Swiss Franc Futures - Analysis Chart



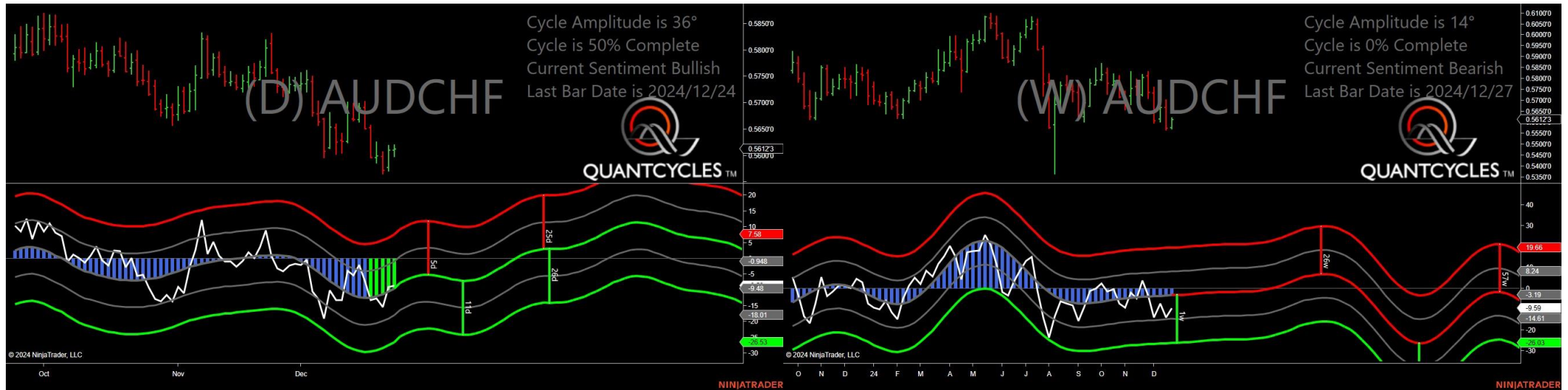
- Amplitude is 36° - Good
- Direction Accuracy is 50%
- Market is at Support Extreme - Expect market consolidation Between \$1.11955 and \$1.11955

Australian Dollar/ Canadian Dollar Dollar - Analysis Chart



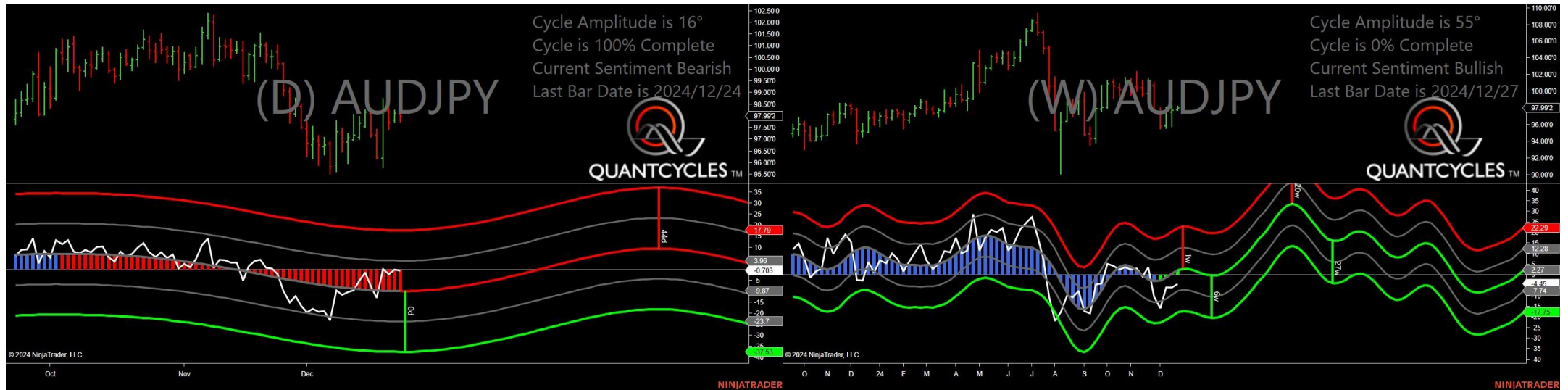
- Amplitude is 30° - Good
- Direction Accuracy is 0%
- Market is at Resistance Extreme - Expect market consolidation Between \$0.89844 and \$0.89771

Australian Dollar /Swiss Franc Franc - Analysis Chart



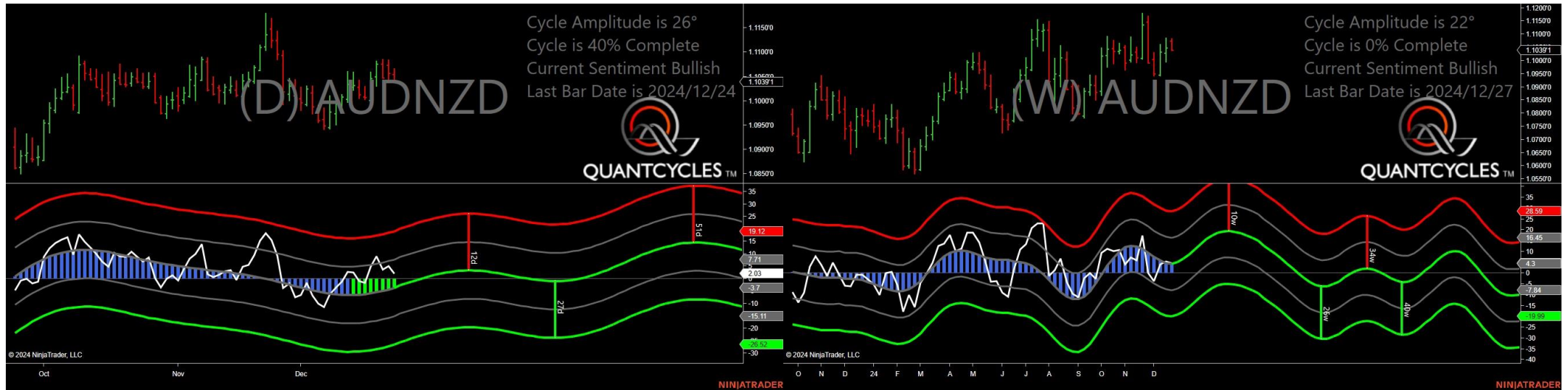
- Amplitude is 36° - Good
- Direction Accuracy is 50%
- Market is at Support Extreme - Expect market consolidation Between \$0.56101 and \$0.55989

Australian Dollar/Japanese Yen Yen - Analysis Chart



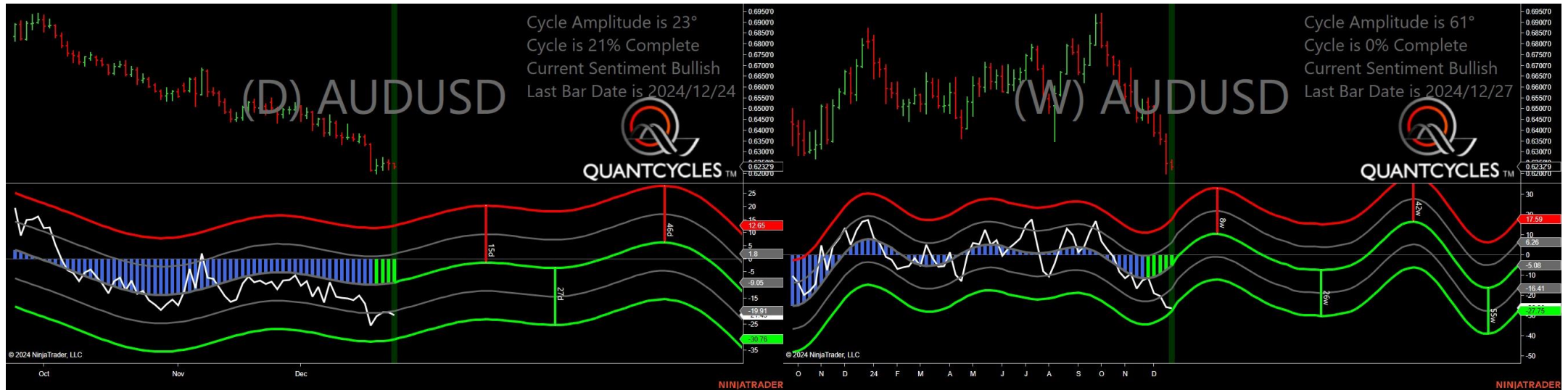
- Amplitude is 16° - Weak
- Direction Accuracy is 0%
- Market is at Resistance Extreme - Expect market consolidation Between \$98.175 and \$98.093

Australian Dollar/New Zealand Dollar - Analysis Chart



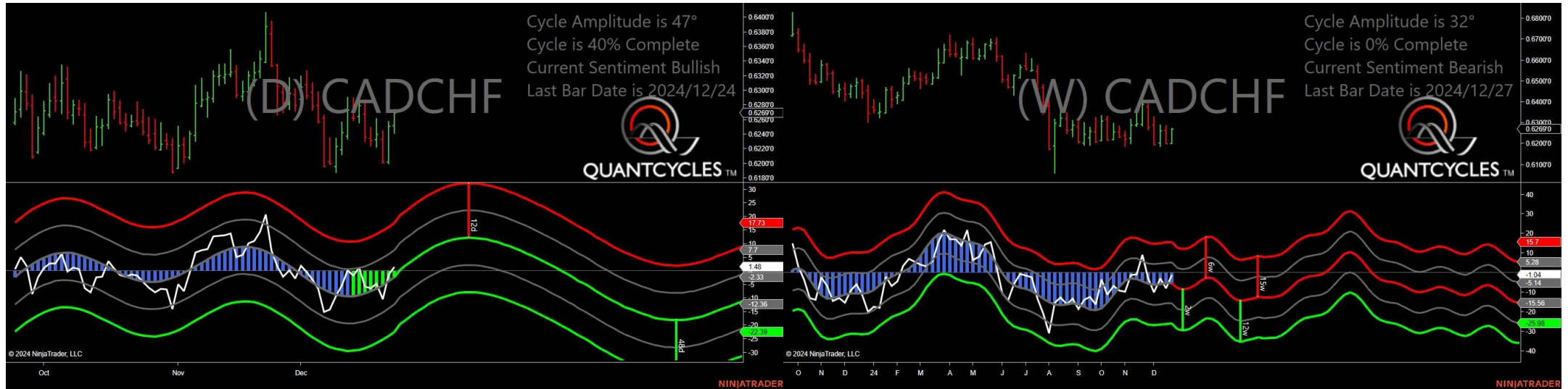
- Amplitude is 26° - Good
- Direction Accuracy is 50%
- Market is at Support Extreme - Expect market consolidation Between \$1.10391 and \$1.10386

Australian Dollar/US Dollar - Analysis Chart



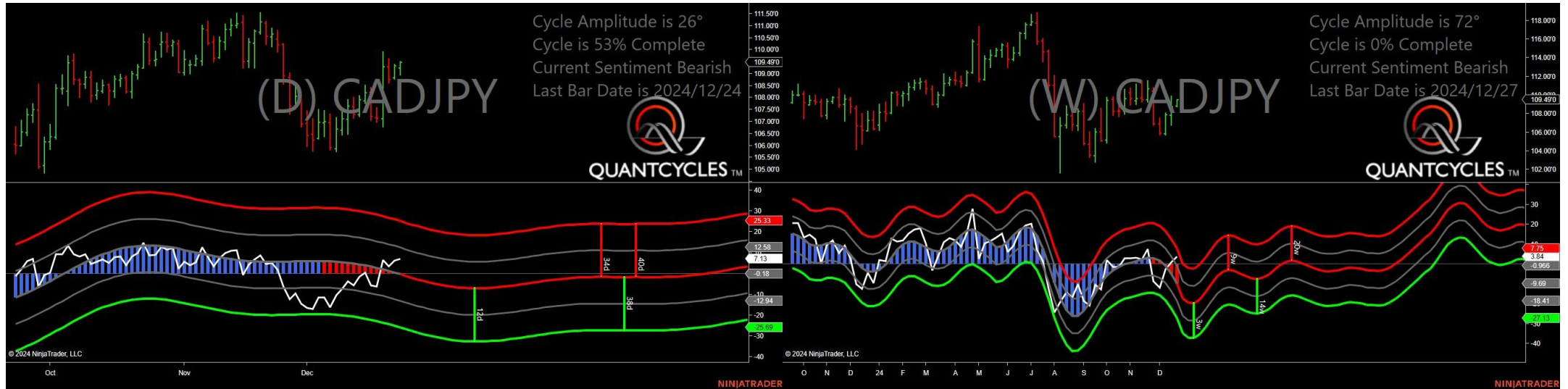
- Amplitude is 23° - Good
- Direction Accuracy is 50%
- Market is at Support Extreme - Expect market consolidation Between \$0.62329 and \$0.62244

Canadian Dollar/Swiss Franc - Analysis Chart



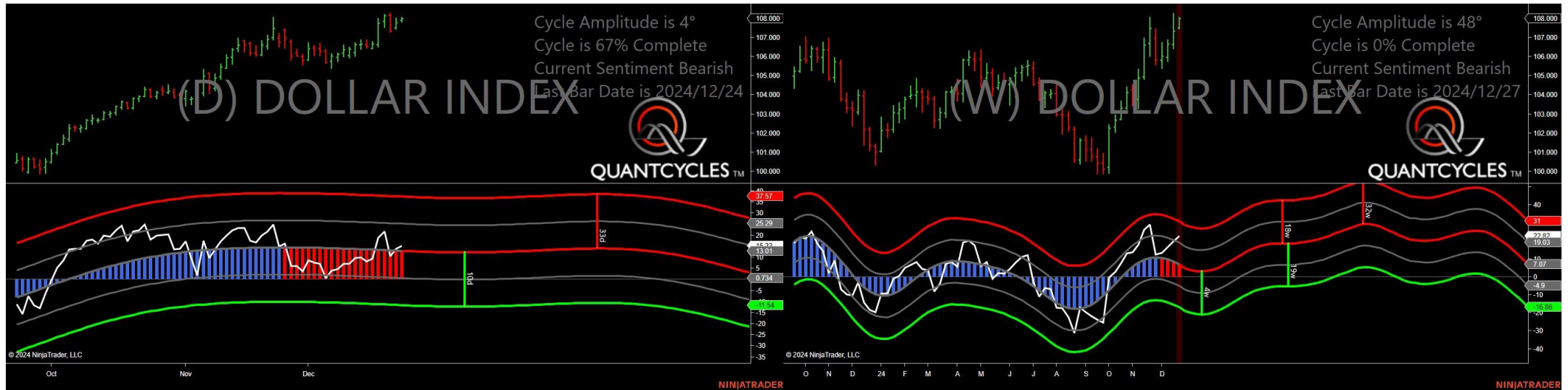
- Amplitude is 47° - Strong
- Direction Accuracy is 50%
- Market is at Support Extreme - Expect market consolidation Between \$0.6252 and \$0.62414

Canadian Dollar/Japanese Yen - Analysis Chart



- Amplitude is 26° - Good
- Direction Accuracy is 0%
- Market is at Resistance Extreme - Expect market consolidation Between \$109.513 and \$109.49

US Dollar Index - Analysis Chart



- Amplitude is 4° - Weak
- Direction Accuracy is 0%
- Market is at Resistance Extreme - Expect market consolidation Between \$108.06 and \$108

Euro Dollar/Australian Dollar - Analysis Chart



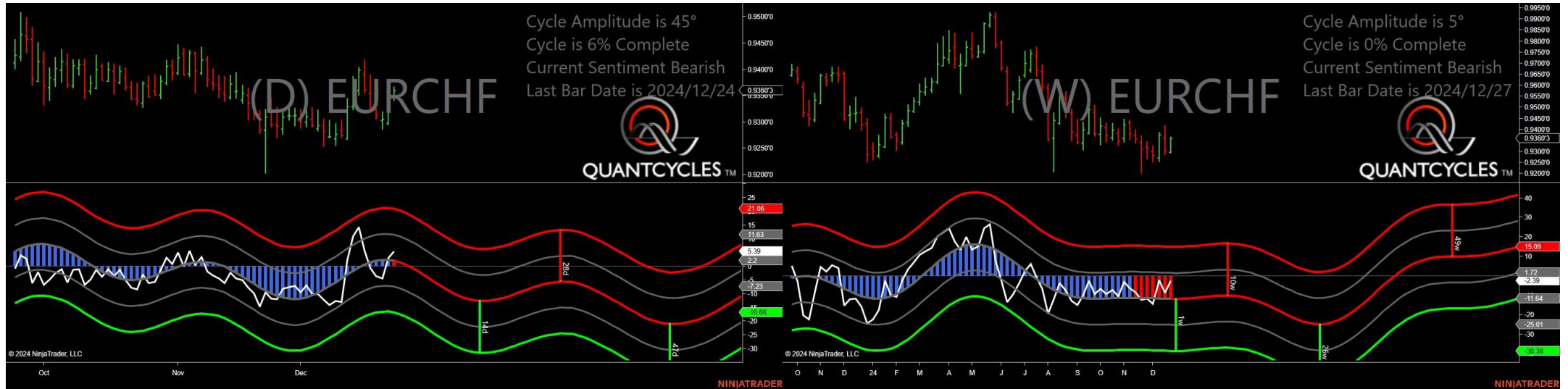
- Amplitude is 52° - Strong
- Direction Accuracy is 0%
- Market is at Resistance Extreme - Expect market consolidation Between \$1.67015 and \$1.667

Euro Dollar/Canadian Dollar - Analysis Chart



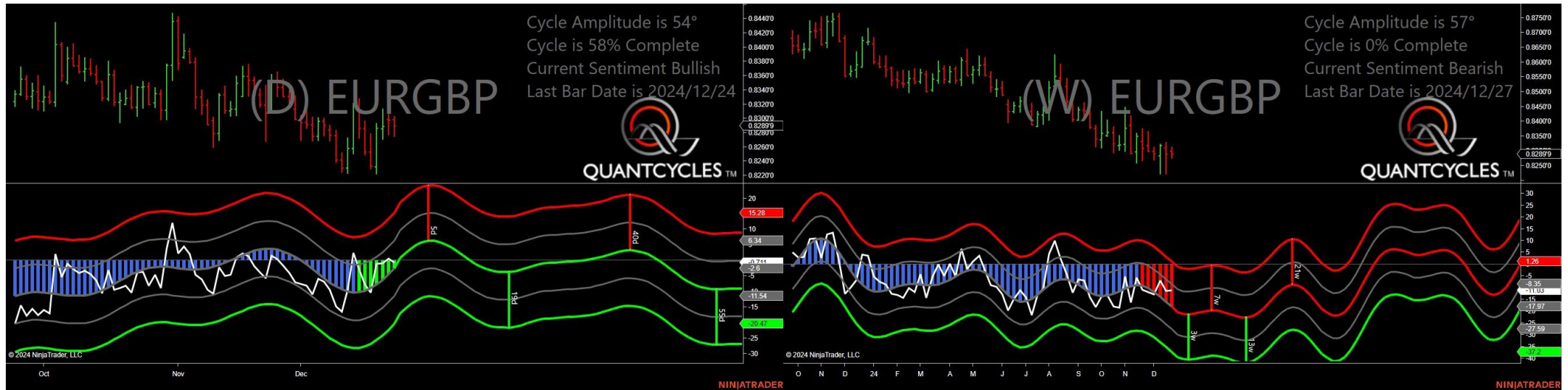
- Amplitude is 24° - Good
- Direction Accuracy is 0%
- Market is at Resistance Extreme - Expect market consolidation Between \$1.49948 and \$1.49492

Euro Dollar/Swiss Franc - Analysis Chart



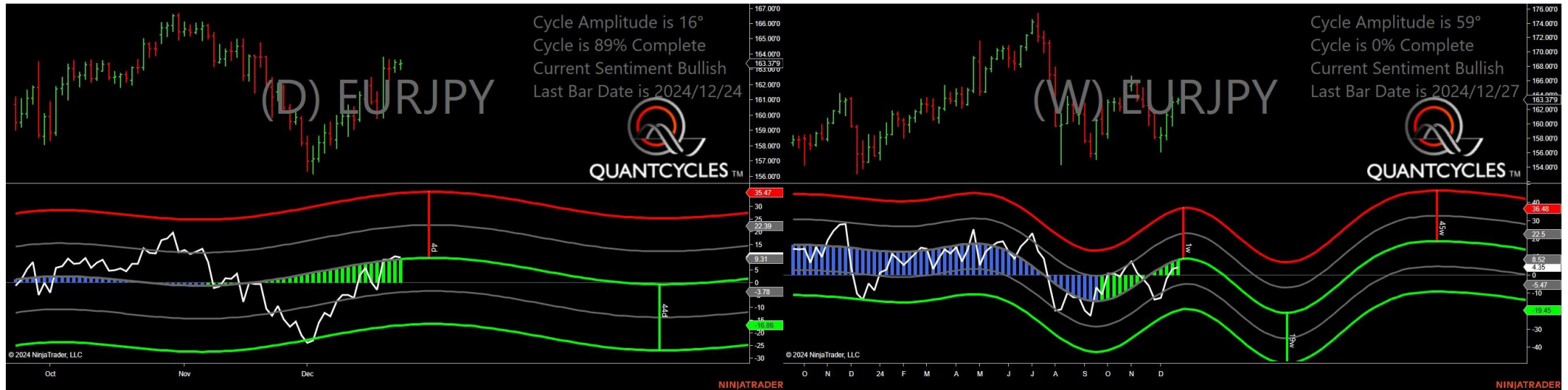
- Amplitude is 45° - Strong
- Direction Accuracy is 0%
- Market is at Resistance Extreme - Expect market consolidation Between \$0.93666 and \$0.93603

Euro Dollar/British Pound - Analysis Chart



- Amplitude is 54° - Strong
- Direction Accuracy is 50%
- Market is at Support Extreme - Expect market consolidation Between \$0.82899 and \$0.82751

Euro Dollar/Japanese Yen - Analysis Chart



- Amplitude is 16° - Weak
- Direction Accuracy is 50%
- Market is at Support Extreme - Expect market consolidation Between \$163.343 and \$163.02

Euro Dollar/Us Dollar - Analysis Chart



- Amplitude is 13° - Weak
- Direction Accuracy is 0%
- Market is at Resistance Extreme - Expect market consolidation Between \$1.04099 and \$1.04033

British Pound/Australian Dollar - Analysis Chart



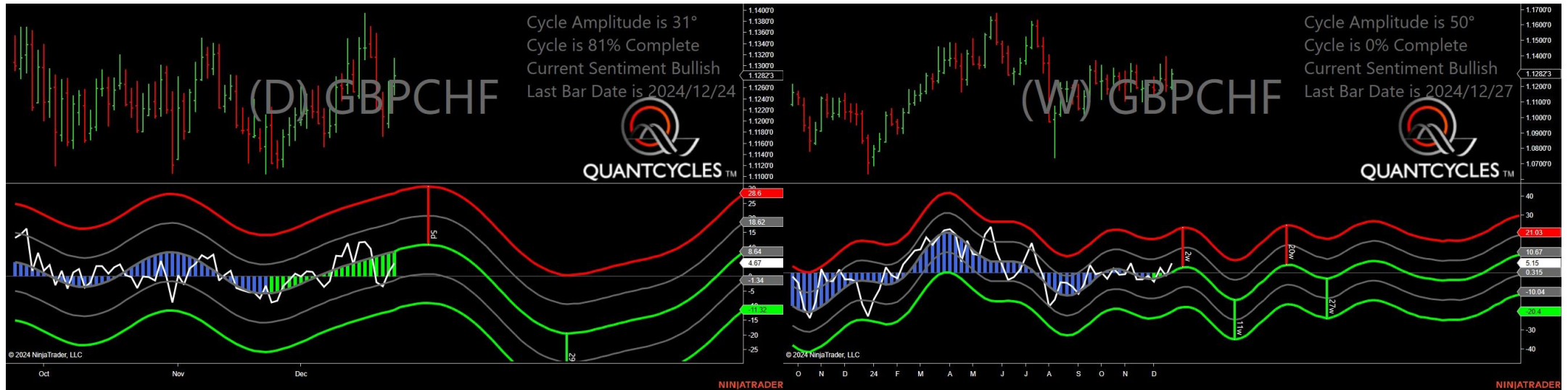
- Amplitude is 23° - Good
- Direction Accuracy is 0%
- Market is at Resistance Extreme - Expect market consolidation Between \$2.0163 and \$2.01011

British Pound/Canadian Dollar - Analysis Chart



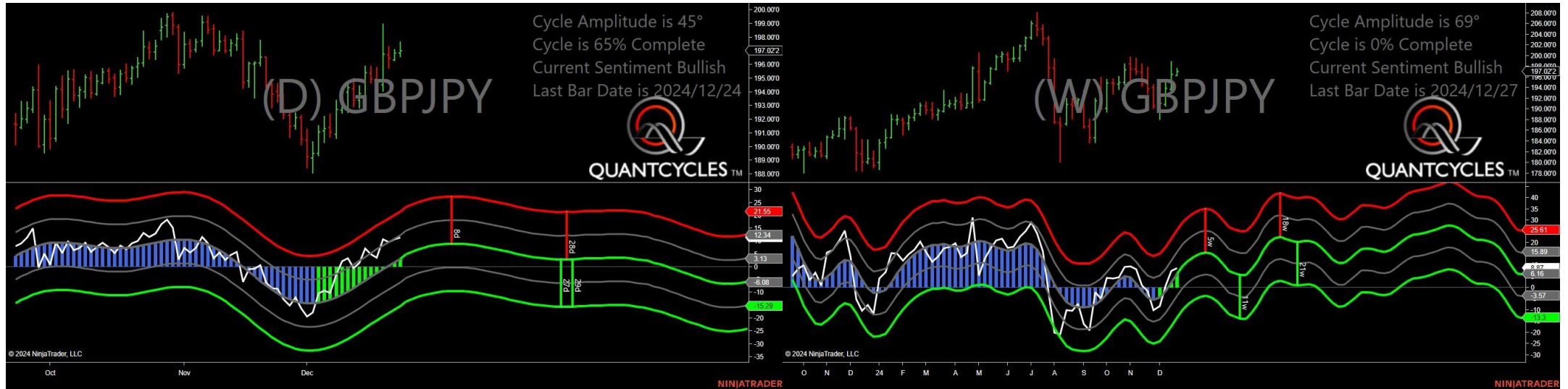
- Amplitude is 26° - Good
- Direction Accuracy is 0%
- Market is at Resistance Extreme - Expect market consolidation Between \$1.8105 and \$1.80109

British Pound/Swiss Franc - Analysis Chart



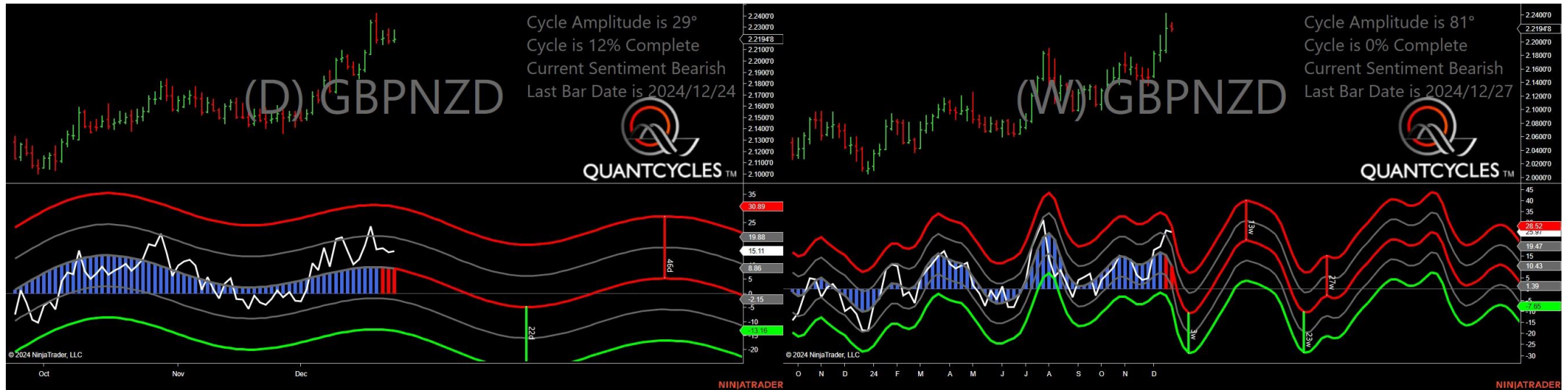
- Amplitude is 31° - Good
- Direction Accuracy is 50%
- Market is at Support Extreme - Expect market consolidation Between \$1.12633 and \$1.12484

British Pound/Japanese Yen - Analysis Chart



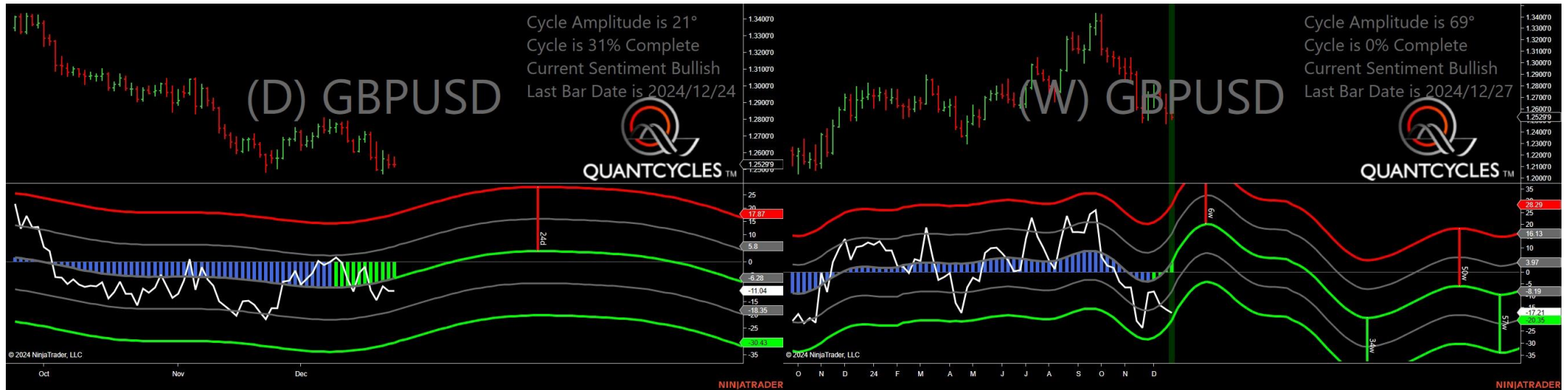
- Amplitude is 45° - Strong
- Direction Accuracy is 50%
- Market is at Support Extreme - Expect market consolidation Between \$196.846 and \$196.602

British Pound/New Zealand Dollar - Analysis Chart



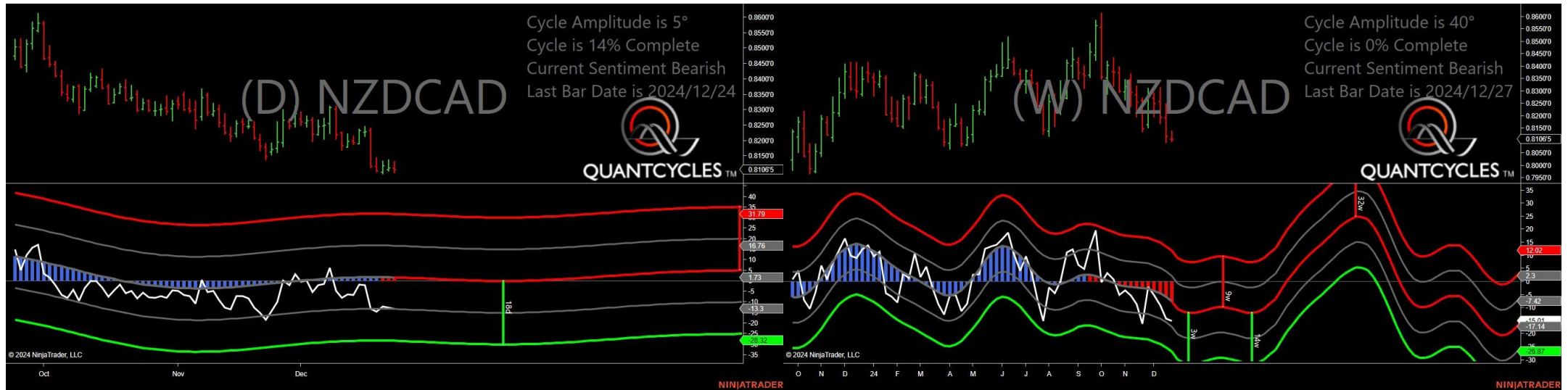
- Amplitude is 29° - Good
- Direction Accuracy is 0%
- Market is at Resistance Extreme - Expect market consolidation Between \$2.22734 and \$2.21948

British Pound/Us Dollar - Analysis Chart



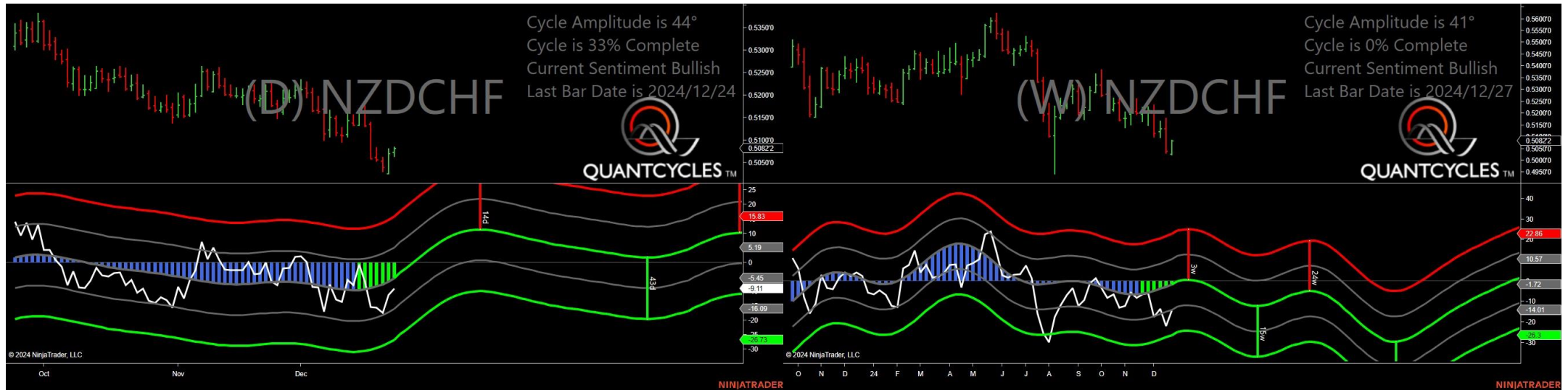
- Amplitude is 21° - Good
- Direction Accuracy is 50%
- Market is at Support Extreme - Expect market consolidation Between \$1.25299 and \$1.25187

New Zealand Dollar/Canadian Dollar - Analysis Chart



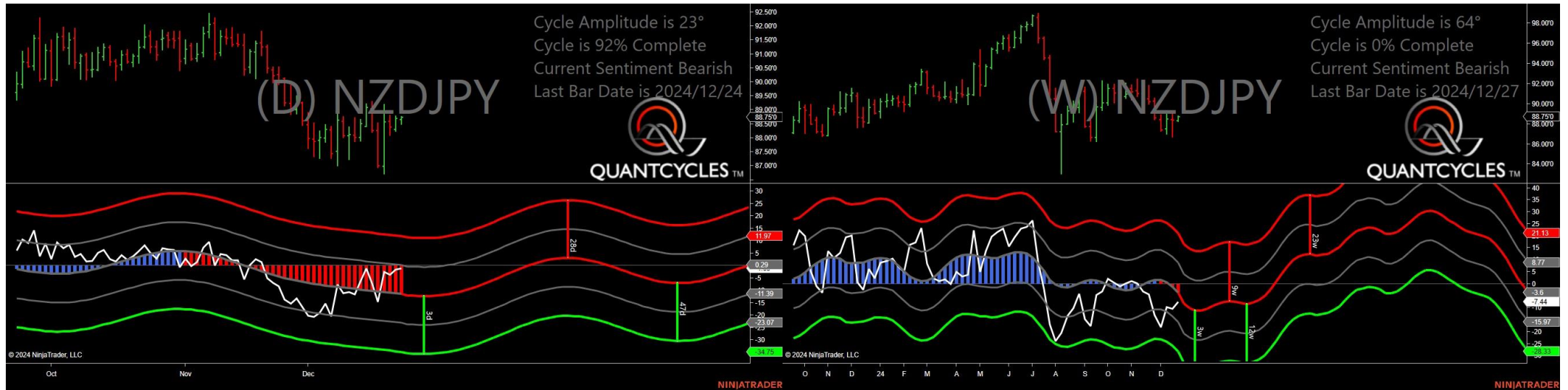
- Amplitude is 5° - Weak
- Direction Accuracy is 0%
- Market is at Resistance Extreme - Expect market consolidation Between \$0.81327 and \$0.81125

New Zealand Dollar/Swiss Franc - Analysis Chart



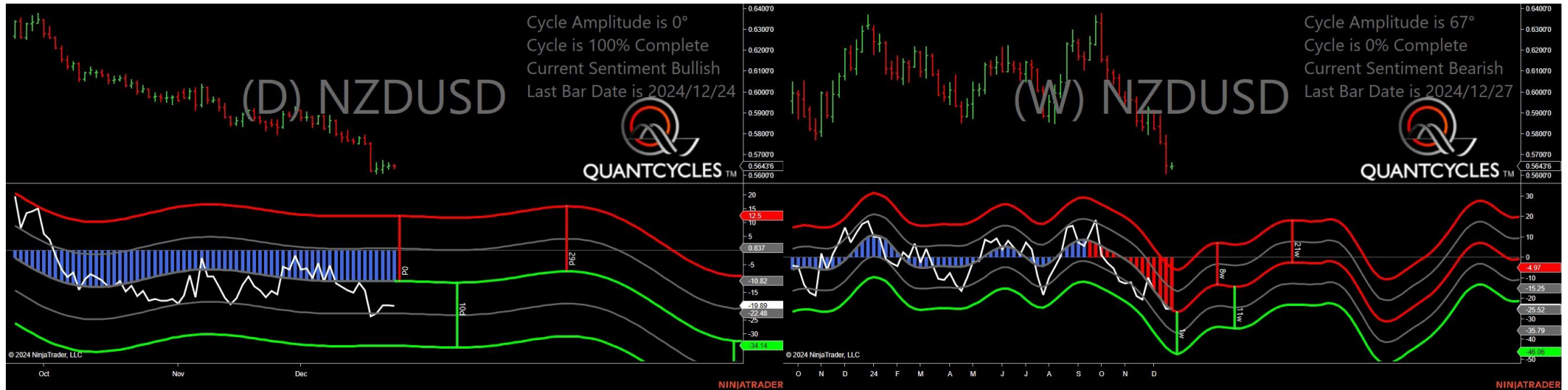
- Amplitude is 44° - Strong
- Direction Accuracy is 50%
- Market is at Support Extreme - Expect market consolidation Between \$0.50737 and \$0.50646

New Zealand Dollar/Japanese Yenese - Analysis Chart



- Amplitude is 23° - Good
- Direction Accuracy is 0%
- Market is at Resistance Extreme - Expect market consolidation Between \$88.77 and \$88.75

New Zealand Dollar/Us Dollar - Analysis Chart



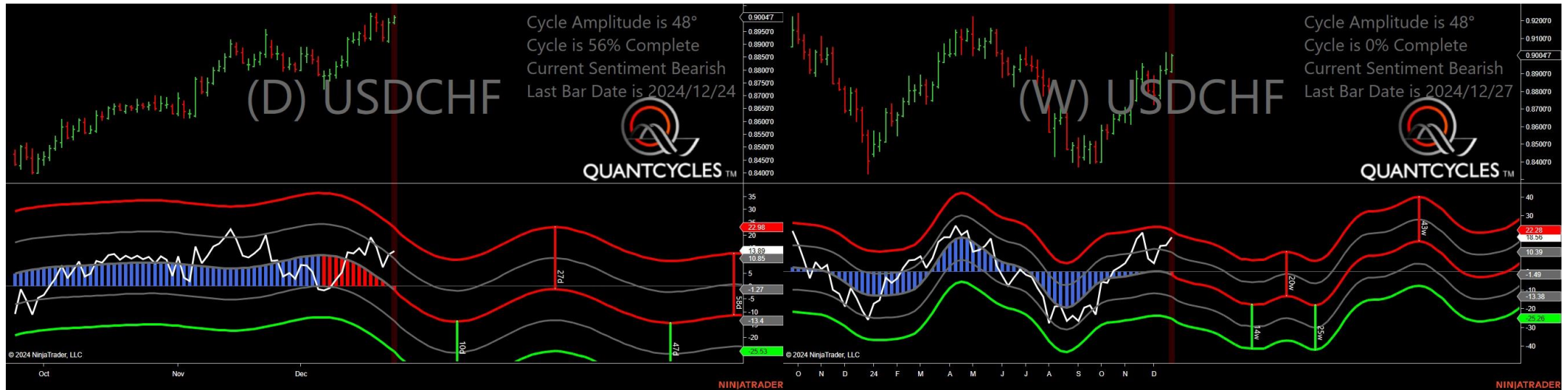
- Amplitude is 0° - Weak
- Direction Accuracy is 50%
- Market is at Support Extreme - Expect market consolidation Between \$0.56436 and \$0.56336

Us Dollar /Canadian Dollar - Analysis Chart



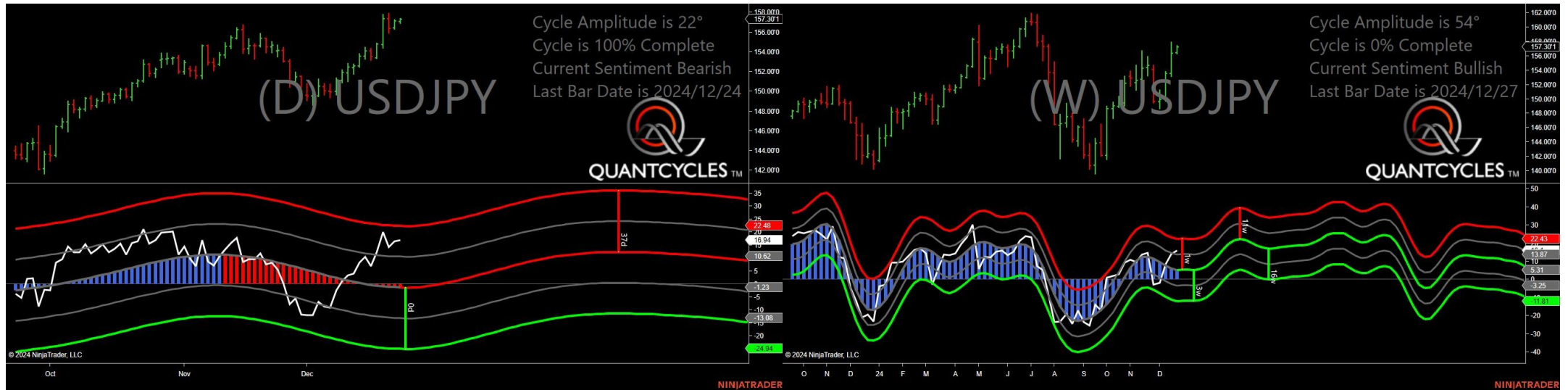
- Amplitude is 41° - Strong
- Direction Accuracy is 0%
- Market is at Resistance Extreme - Expect market consolidation Between \$1.44203 and \$1.43698

Us Dollar /Swiss Franc - Analysis Chart



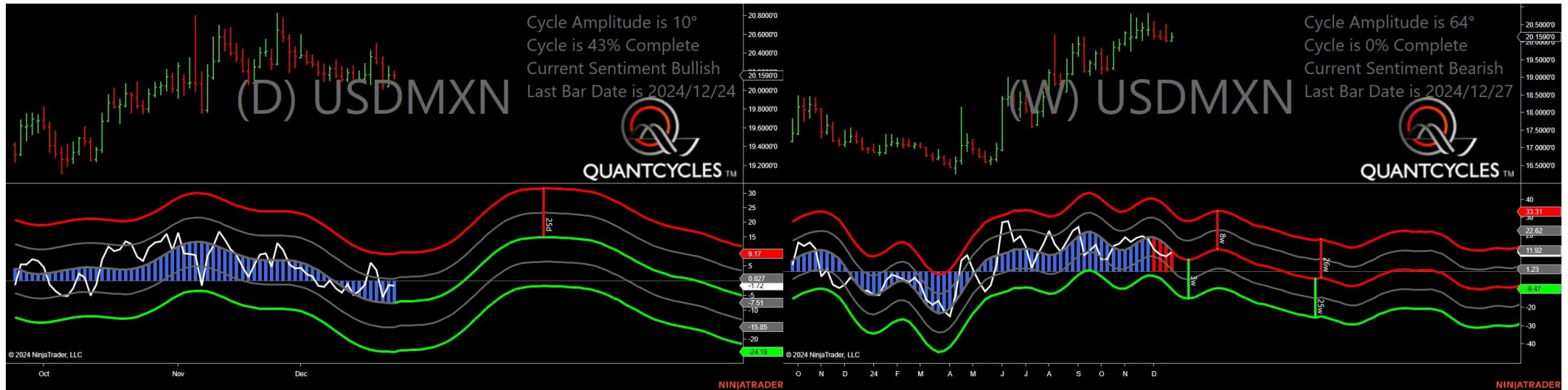
- Amplitude is 48° - Strong
- Direction Accuracy is 0%
- Market is at Resistance Extreme - Expect market consolidation Between \$0.90123 and \$0.90047

Us Dollar /Japanese Yen - Analysis Chart



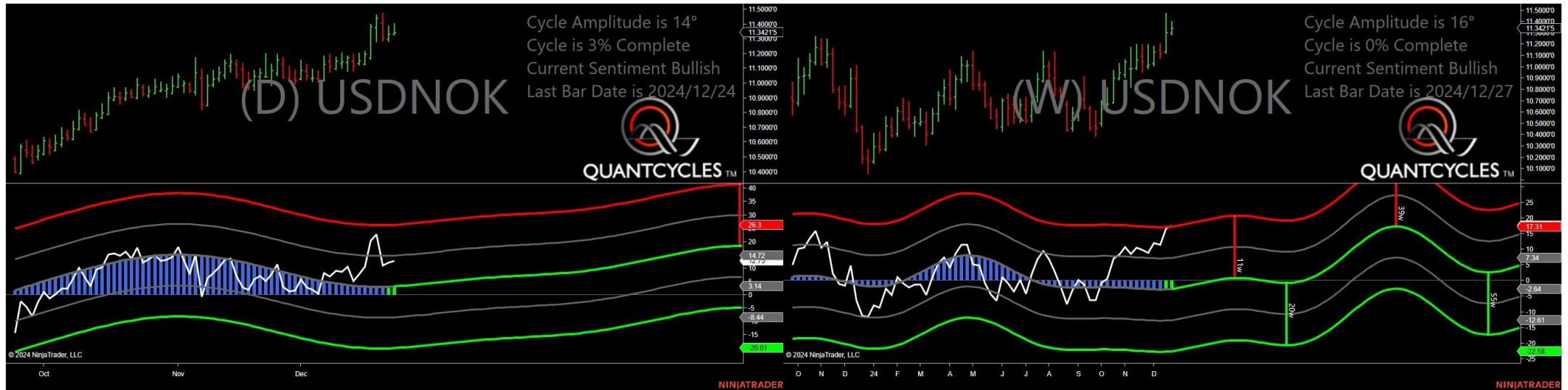
- Amplitude is 22° - Good
- Direction Accuracy is 0%
- Market is at Resistance Extreme - Expect market consolidation Between \$157.392 and \$157.301

Us Dollar /Mexican - Analysis Chart



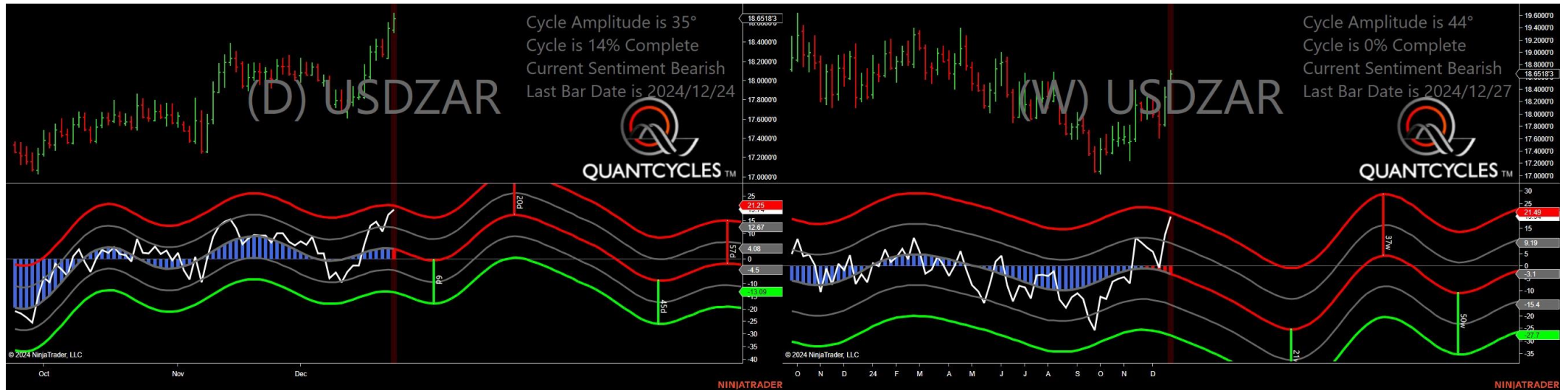
- Amplitude is 10° - Weak
- Direction Accuracy is 50%
- Market is at Support Extreme - Expect market consolidation Between \$20.159 and \$20.1208

Us Dollar /Norwegian Krone - Analysis Chart



- Amplitude is 14° - Weak
- Direction Accuracy is 50%
- Market is at Support Extreme - Expect market consolidation Between \$11.33186 and \$11.32968

Us Dollar/South Africa Rand - Analysis Chart



- Amplitude is 35° - Good
- Direction Accuracy is 0%
- Market is at Resistance Extreme - Expect market consolidation Between \$18.70478 and \$18.65183