



QUANTCYCLES

FOREX

OPPORTUNITIES & EXTREMES

About This Document

- This document contains two cyclical market patterns based on the QuantCycles Cycle Analysis Software
 - **Cycle Continuation Opportunity** – These are defined as a deviation of the forecast direction that extend to the upper or lower extremes. There is a high probability that the market will return to the forecast direction within a projected time frame. A Dual Opportunity has a higher probability of returning to the forecast direction than a Single Opportunity.
 - Always look for market commonality. For example, if you're looking at a DOW30 stock to buy, does the index look positive as well?
 - As the market approaches the cycle forecast turning point, the probability of the market following that direction decays. This is indicated by the "Cycle Percent Complete" note at the top of the chart, as well as predicted duration dates
 - At an Opportunity, a strong market may continue to go against the forecast trend, therefore, we recommend waiting for confirmation of the turning point before acting on it.
 - If the Market has not returned to the direction of the cycle by the minimum expected cycle duration date, consider the cycle incorrect.
 - **Cycle Extreme** – These are defined as a deviation of the forecast direction, but with a lessor probability of return to the forecast direction. A Dual Extreme is a stronger Support / Resistance than a Single Extreme.
 - The Cycle Continuation Opportunity information above applies here as well, but can be utilized more to take profits than to consider for entry
 - Indicates that a market is at or near a Cycle Support or Resistance.
 - There is a high probability of a market stall.

Analysis Overview

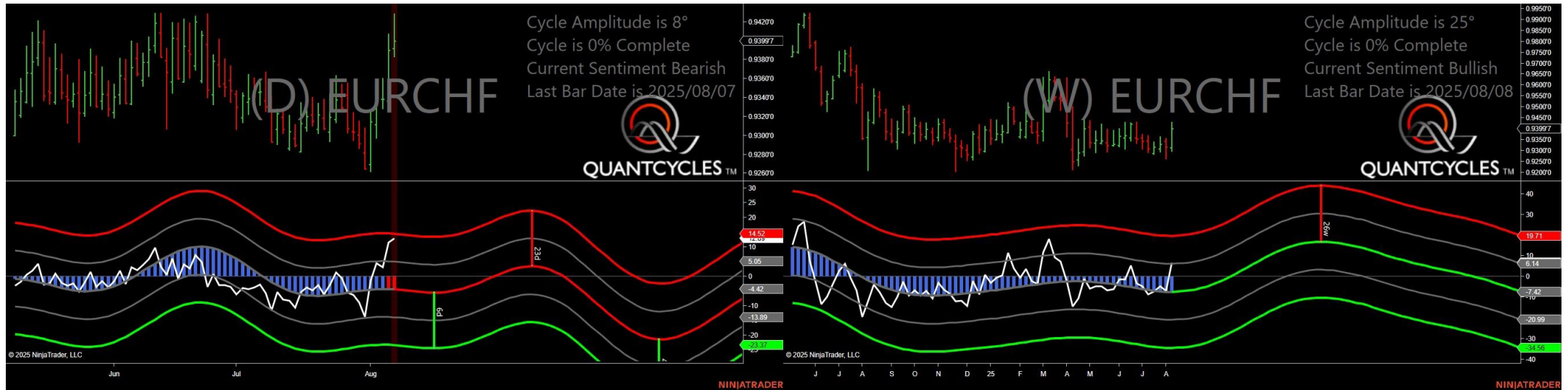
- 1 Single Extremes
- 36 Analysis

Cycle Extremes

1 Single Extremes

- EURCHF

Euro Dollar/Swiss Franc - Single Daily Extreme



- Amplitude is 8° - Weak
- Direction Accuracy is 66.6%
- Market is at Resistance Extreme - Expect market consolidation Between \$0.94281 and \$0.93997

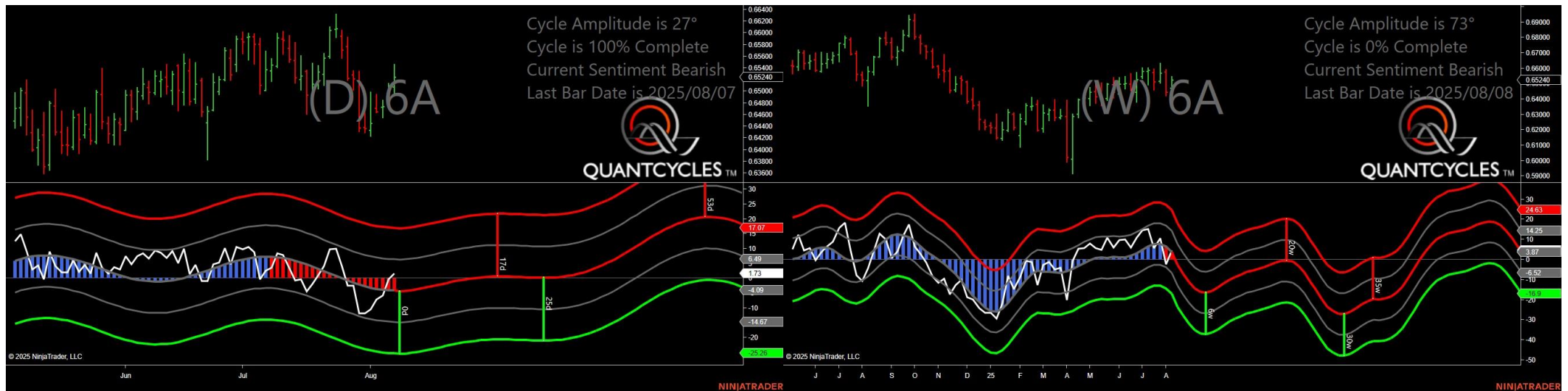
Analysis Charts

36 Charts

- 6A - Australian Dollar Futures
- 6B - British Pound Futures
- 6C - Canadian Dollar Futures
- 6E - Euro FX Futures
- 6J - Japanese Yen Futures
- 6M - Mexican Peso Futures
- 6S - Swiss Franc Futures
- AUDCAD
- AUDCHF
- AUDJPY
- AUDNZD
- AUDUSD
- CADCHF
- CADJPY
- DX - US Dollar Index
- EURAUD
- EURCAD

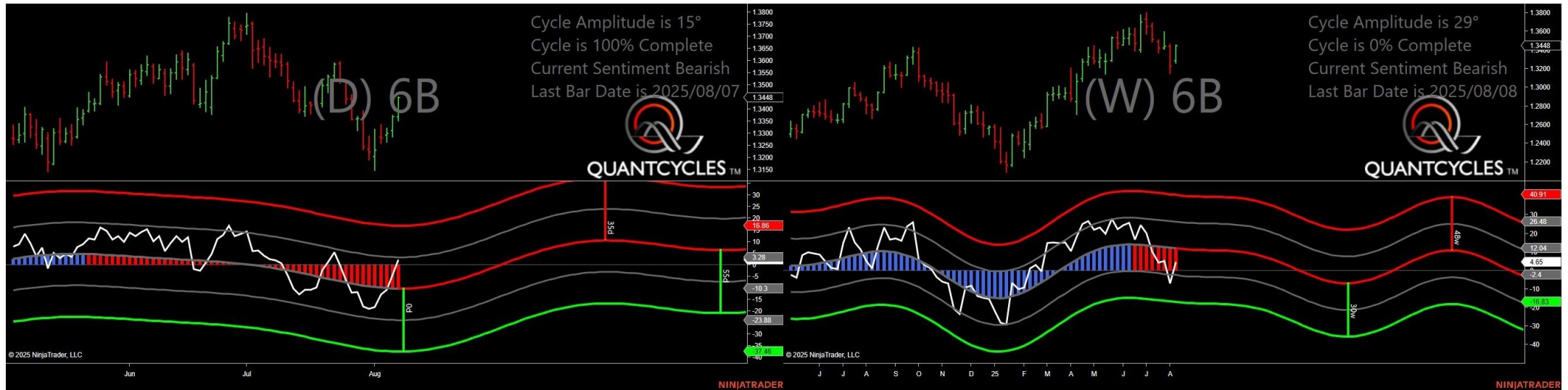
- EURGBP
- EURJPY
- EURUSD
- GBPAUD
- GBPCAD
- GBPCHF
- GBPJPY
- GBPNZD
- GBPUSD
- NZDCAD
- NZDCHF
- NZDJPY
- NZDUSD
- USDCAD
- USDCHF
- USDJPY
- USDMXN
- USDNOK
- USDZAR

Australian Dollar Futures - Analysis Chart



- Amplitude is 27° - Good
- Direction Accuracy is 0%
- Market is at Resistance Extreme - Expect market consolidation Between \$0.65455 and \$0.6524

British Pound Futures - Analysis Chart



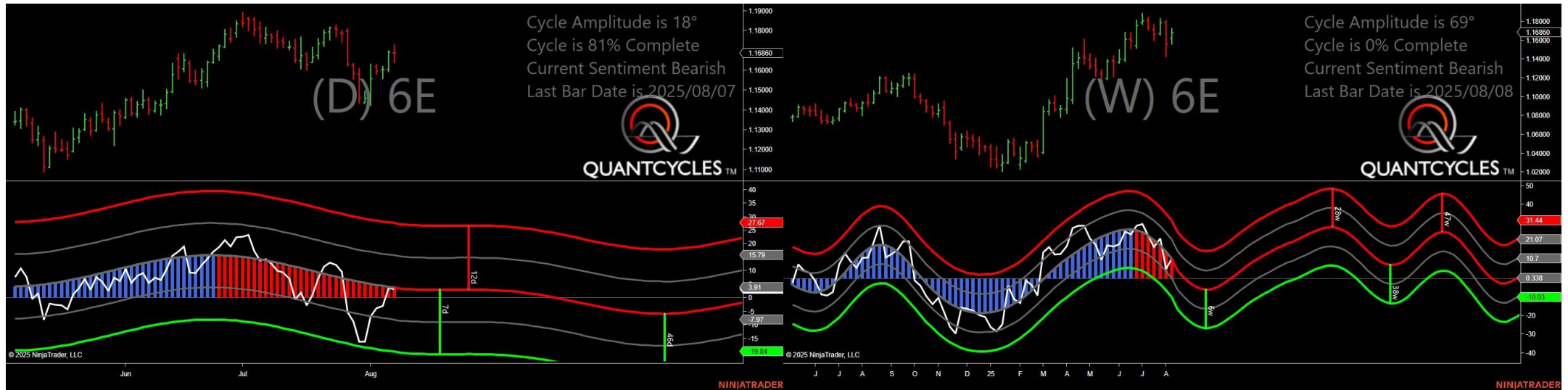
- Amplitude is 15° - Weak
- Direction Accuracy is 0%
- Market is at Resistance Extreme - Expect market consolidation Between \$1.3451 and \$1.3448

Canadian Dollar Futures - Analysis Chart



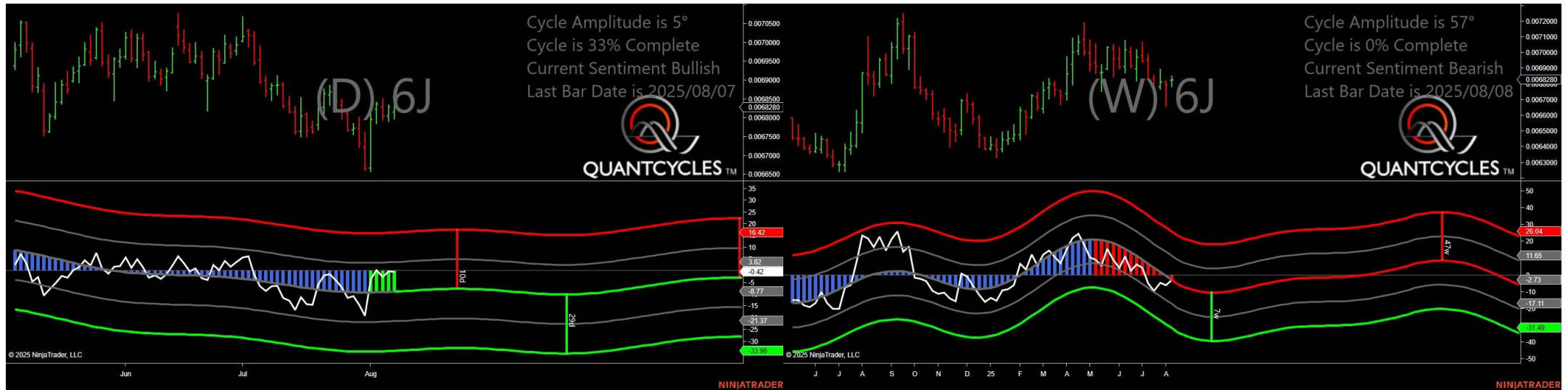
- Amplitude is 27° - Good
- Direction Accuracy is 0%
- Market is at Resistance Extreme - Expect market consolidation Between \$0.7302 and \$0.72915

Euro FX Futures - Analysis Chart



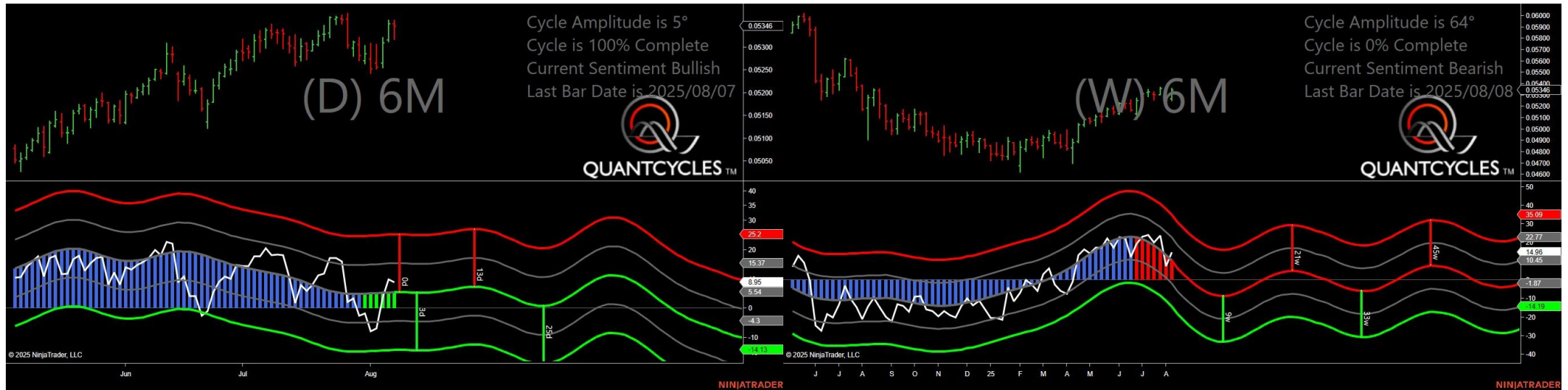
- Amplitude is 18° - Weak
- Direction Accuracy is 0%
- Market is at Resistance Extreme - Expect market consolidation Between \$1.1727 and \$1.16895

Japanese Yen Futures - Analysis Chart



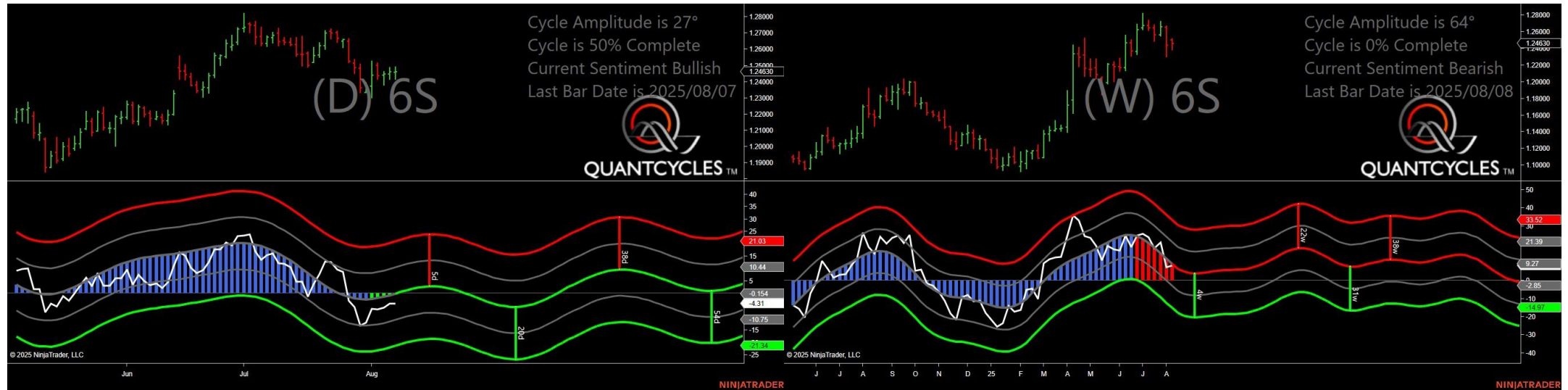
- Amplitude is 5° - Weak
- Direction Accuracy is 50%
- Market is at Support Extreme - Expect market consolidation Between \$0.0068155 and \$0.006797

Mexican Peso Futures - Analysis Chart



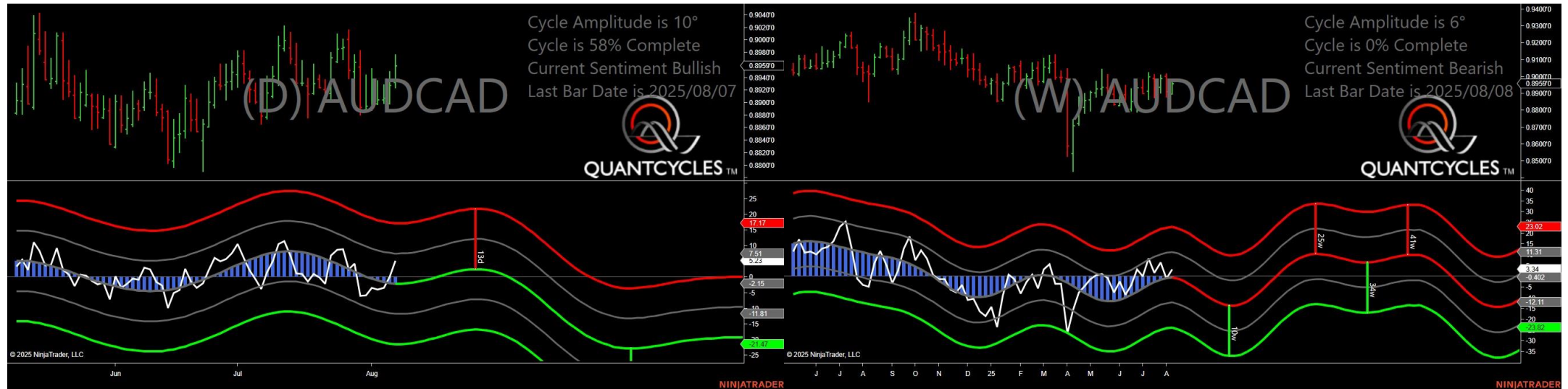
- Amplitude is 5° - Weak
- Direction Accuracy is 50%
- Market is at Support Extreme - Expect market consolidation Between \$0.05346 and \$0.05318

Swiss Franc Futures - Analysis Chart



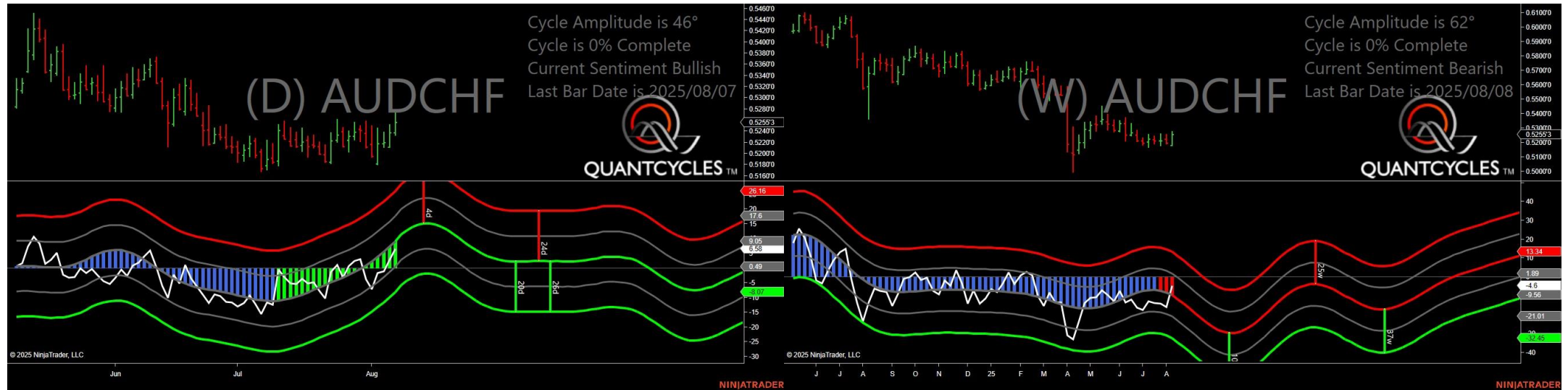
- Amplitude is 27° - Good
- Direction Accuracy is 50%
- Market is at Support Extreme - Expect market consolidation Between \$1.24585 and \$1.2418

Australian Dollar/ Canadian Dollar Dollar - Analysis Chart



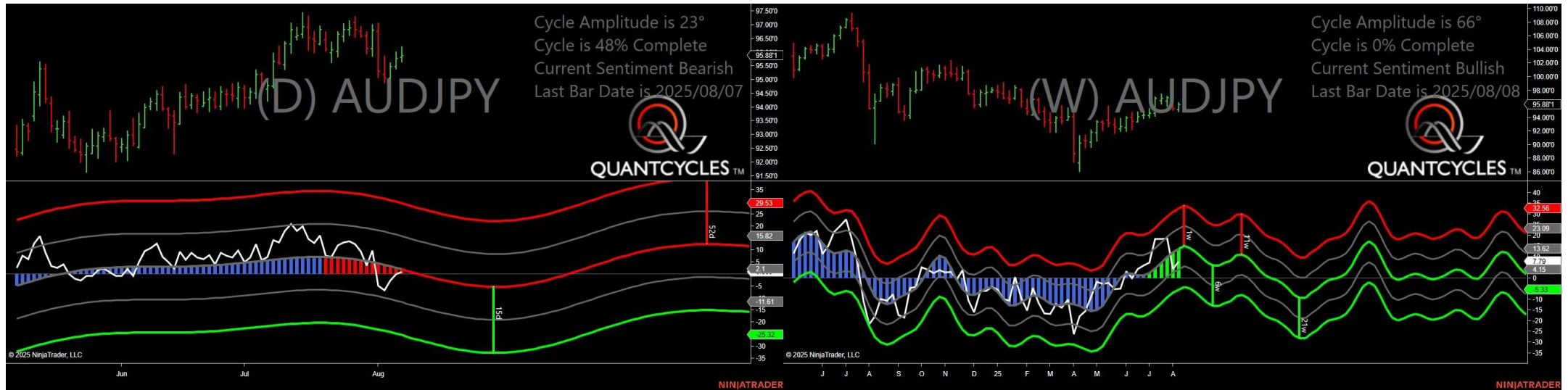
- Amplitude is 10° - Weak
- Direction Accuracy is 50%
- Market is at Support Extreme - Expect market consolidation Between \$0.89319 and \$0.89237

Australian Dollar /Swiss Franc Franc - Analysis Chart



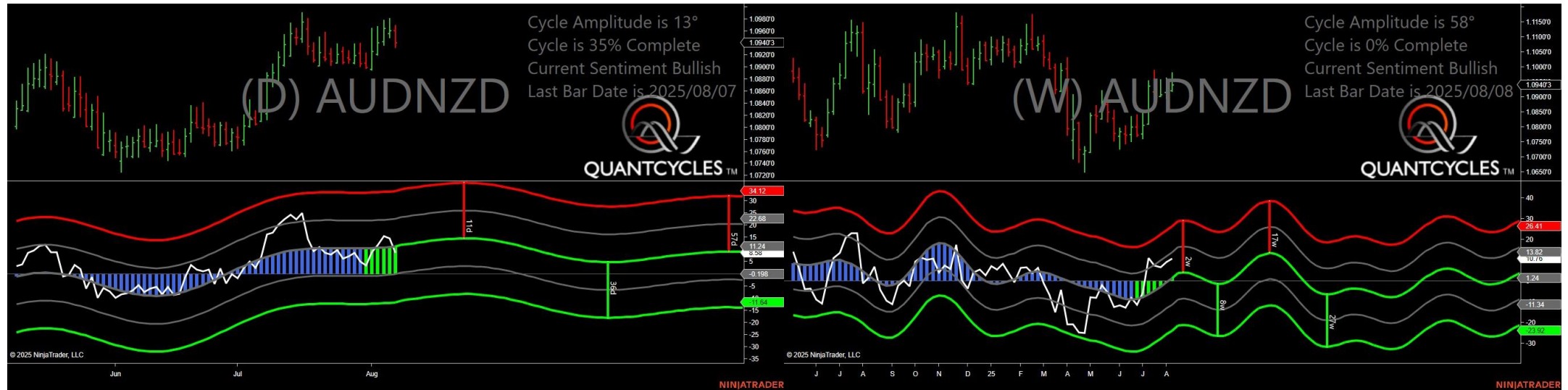
- Amplitude is 46° - Strong
- Direction Accuracy is 84.6%
- Market is at Support Extreme - Expect market consolidation Between \$0.52376 and \$0.52331

Australian Dollar/Japanese Yen Yen - Analysis Chart



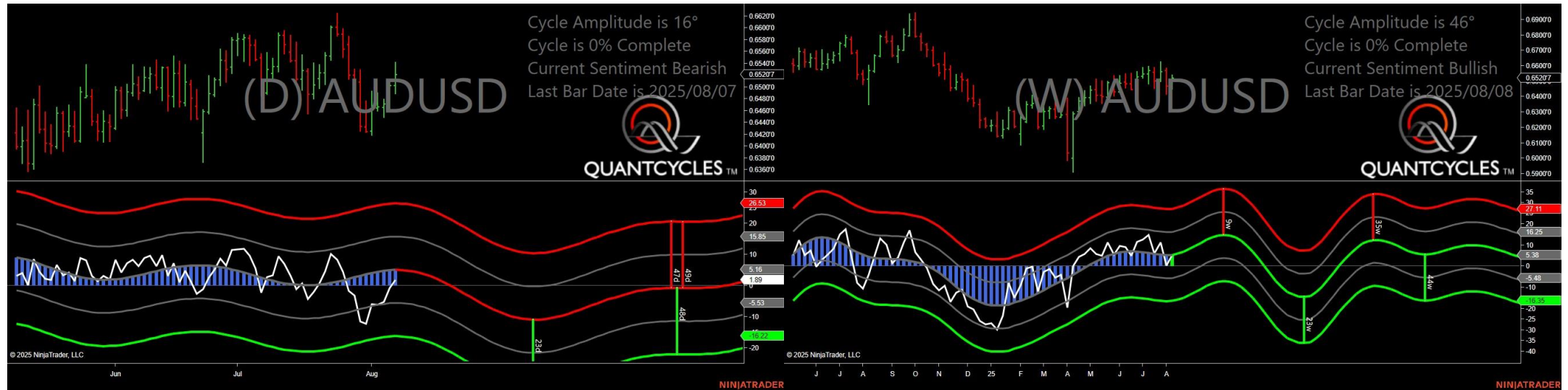
- Amplitude is 23° - Good
- Direction Accuracy is 0%
- Market is at Resistance Extreme - Expect market consolidation Between \$96.205 and \$95.881

Australian Dollar/New Zealand Dollar - Analysis Chart



- Amplitude is 13° - Weak
- Direction Accuracy is 50%
- Market is at Support Extreme - Expect market consolidation Between \$1.09403 and \$1.09331

Australian Dollar/US Dollar - Analysis Chart



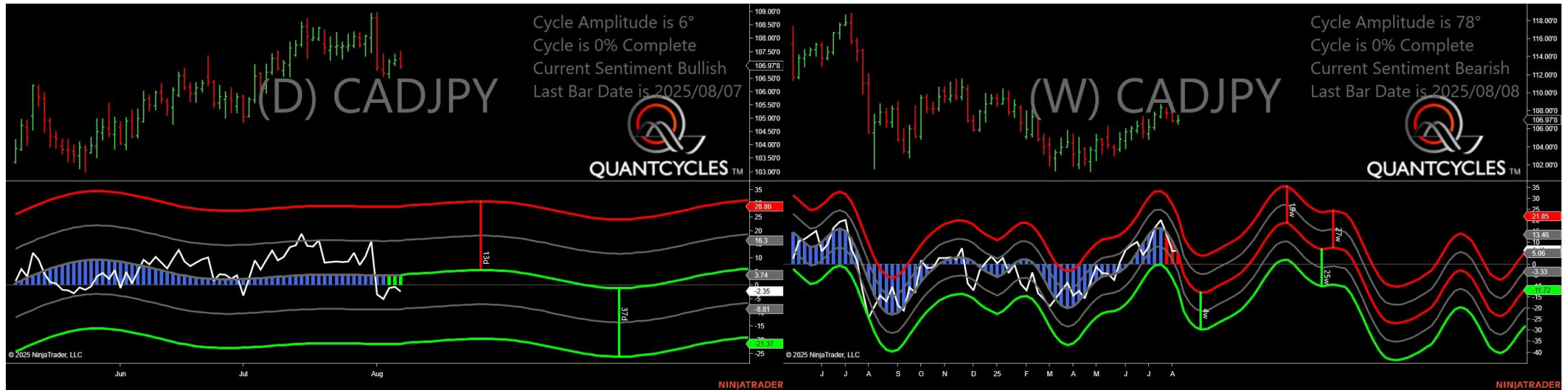
- Amplitude is 16° - Weak
- Direction Accuracy is 37.3%
- Market is at Resistance Extreme - Expect market consolidation Between \$0.65413 and \$0.65207

Canadian Dollar/Swiss Franc - Analysis Chart



- Amplitude is 48° - Strong
- Direction Accuracy is 71.5%
- Market is at Resistance Extreme - Expect market consolidation Between \$0.58875 and \$0.58656

Canadian Dollar/Japanese Yen - Analysis Chart



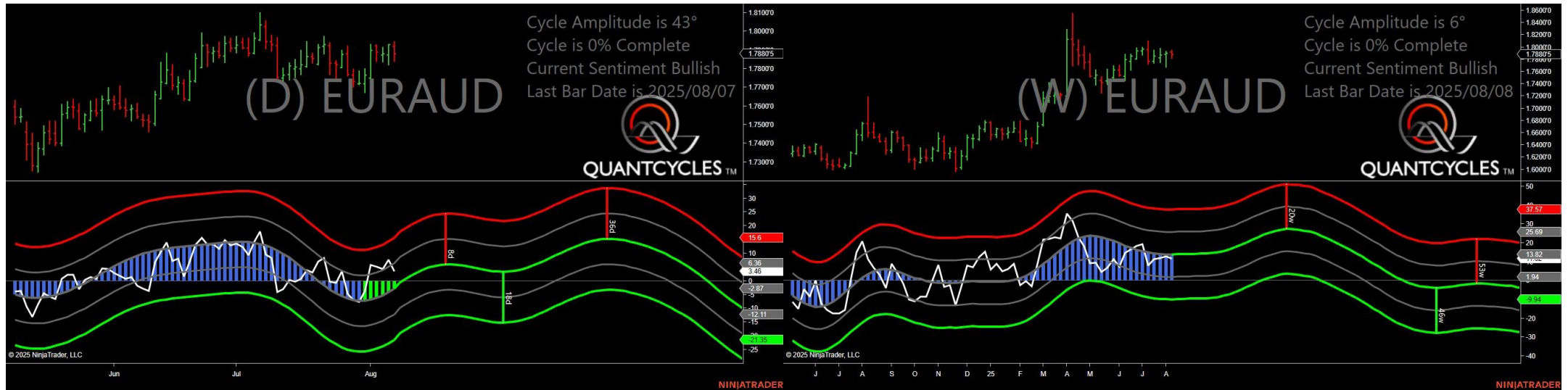
- Amplitude is 6° - Weak
- Direction Accuracy is 44.1%
- Market is at Support Extreme - Expect market consolidation Between \$106.978 and \$106.895

US Dollar Index - Analysis Chart



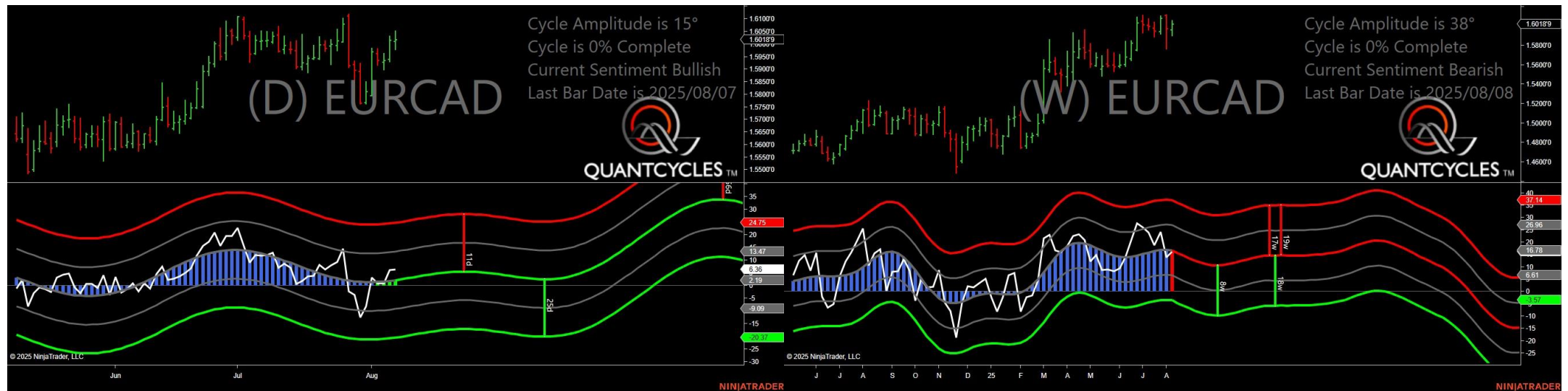
- Amplitude is 23° - Good
- Direction Accuracy is 50%
- Market is at Support Extreme - Expect market consolidation Between \$97.925 and \$97.765

Euro Dollar/Australian Dollar - Analysis Chart



- Amplitude is 43° - Strong
- Direction Accuracy is 76.5%
- Market is at Support Extreme - Expect market consolidation Between \$1.78805 and \$1.78405

Euro Dollar/Canadian Dollar - Analysis Chart



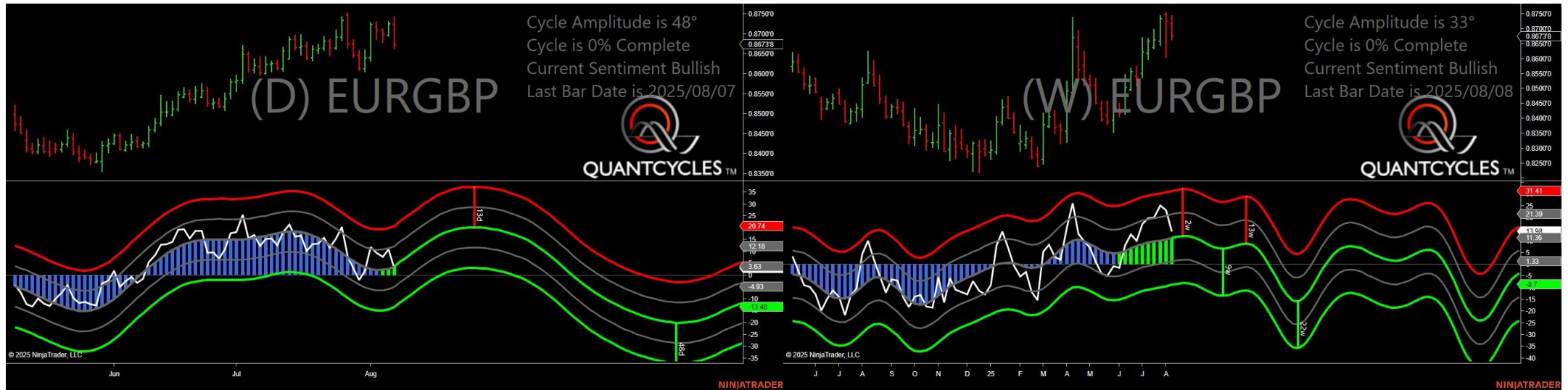
- Amplitude is 15° - Weak
- Direction Accuracy is 94.1%
- Market is at Support Extreme - Expect market consolidation Between \$1.60105 and \$1.59792

Euro Dollar/Swiss Franc - Analysis Chart



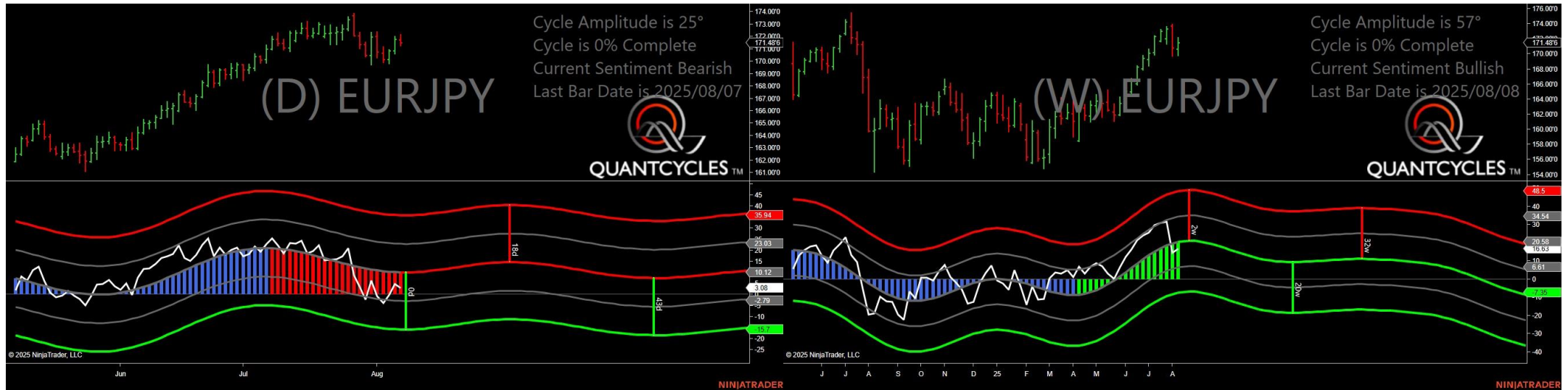
- Amplitude is 8° - Weak
- Direction Accuracy is 66.6%
- Market is at Resistance Extreme - Expect market consolidation Between \$0.94281 and \$0.93997

Euro Dollar/British Pound - Analysis Chart



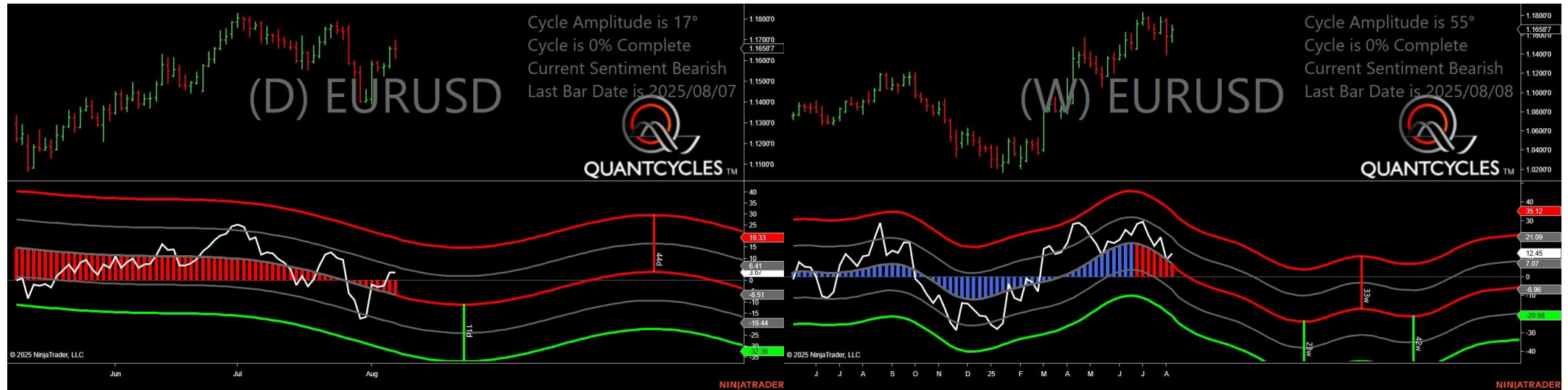
- Amplitude is 48° - Strong
- Direction Accuracy is 68.4%
- Market is at Support Extreme - Expect market consolidation Between \$0.86738 and \$0.86634

Euro Dollar/Japanese Yen - Analysis Chart



- Amplitude is 25° - Good
- Direction Accuracy is 64%
- Market is at Resistance Extreme - Expect market consolidation Between \$172.17 and \$171.737

Euro Dollar/Us Dollar - Analysis Chart



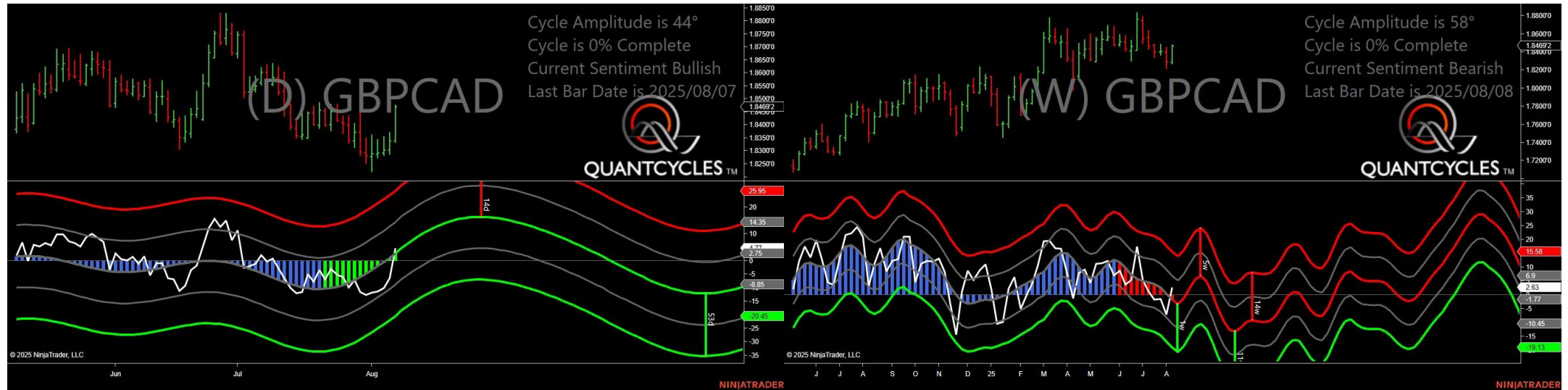
- Amplitude is 17° - Weak
- Direction Accuracy is 80.7%
- Market is at Resistance Extreme - Expect market consolidation Between \$1.16987 and \$1.16592

British Pound/Australian Dollar - Analysis Chart



- Amplitude is 14° - Weak
- Direction Accuracy is 71.4%
- Market is at Support Extreme - Expect market consolidation Between \$2.05269 and \$2.04533

British Pound/Canadian Dollar - Analysis Chart



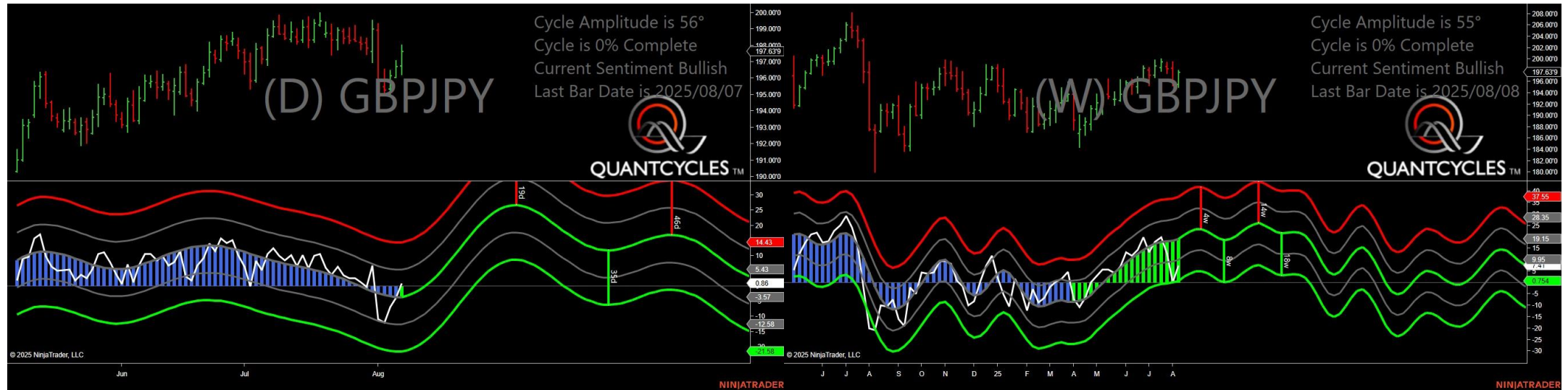
- Amplitude is 44° - Strong
- Direction Accuracy is 65.3%
- Market is at Support Extreme - Expect market consolidation Between \$1.83398 and \$1.83352

British Pound/Swiss Franc - Analysis Chart



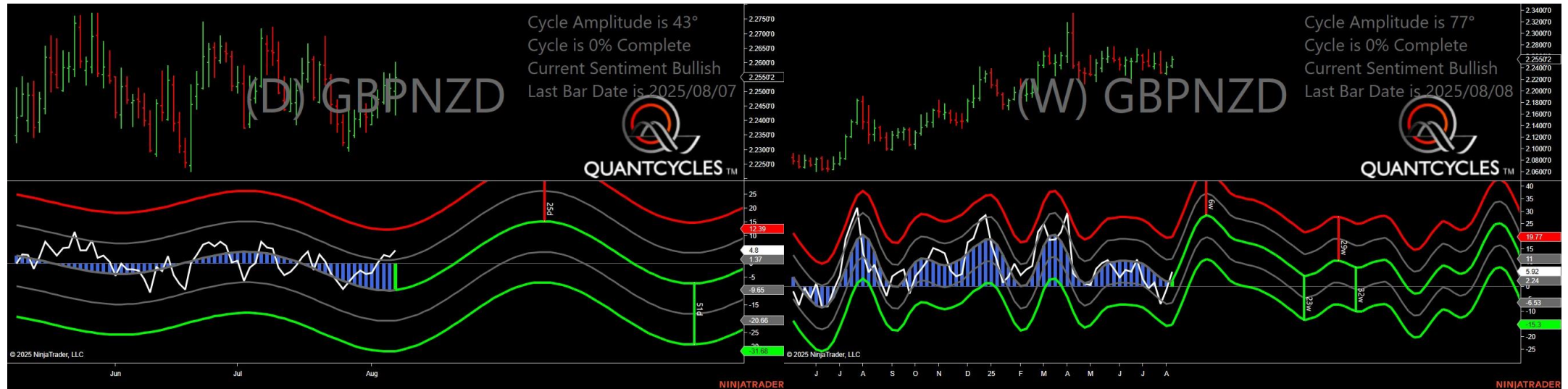
- Amplitude is 45° - Strong
- Direction Accuracy is 71.2%
- Market is at Support Extreme - Expect market consolidation Between \$1.07642 and \$1.07448

British Pound/Japanese Yen - Analysis Chart



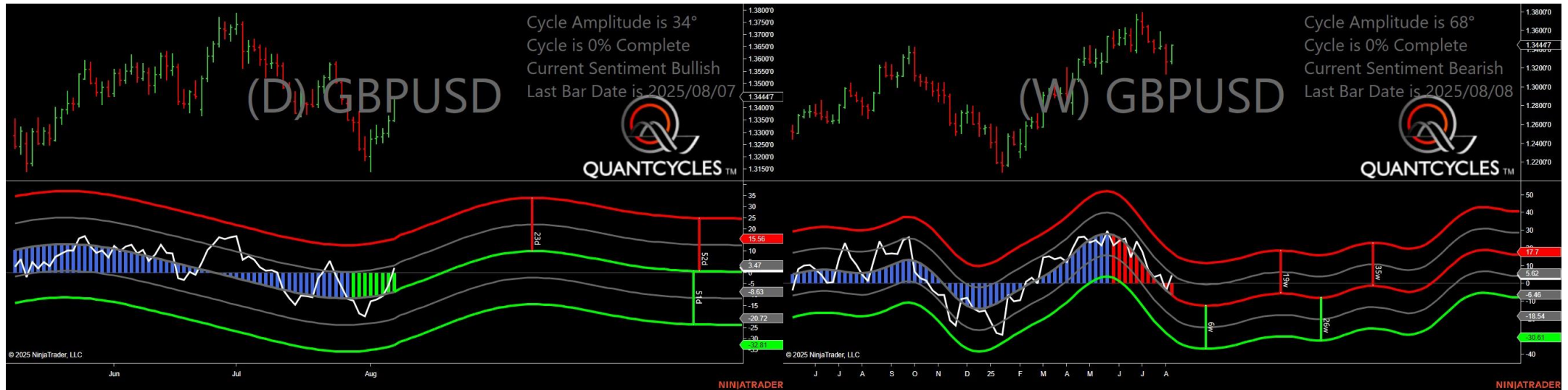
- Amplitude is 56° - Strong
- Direction Accuracy is 67.8%
- Market is at Support Extreme - Expect market consolidation Between \$196.771 and \$196.235

British Pound/New Zealand Dollar - Analysis Chart



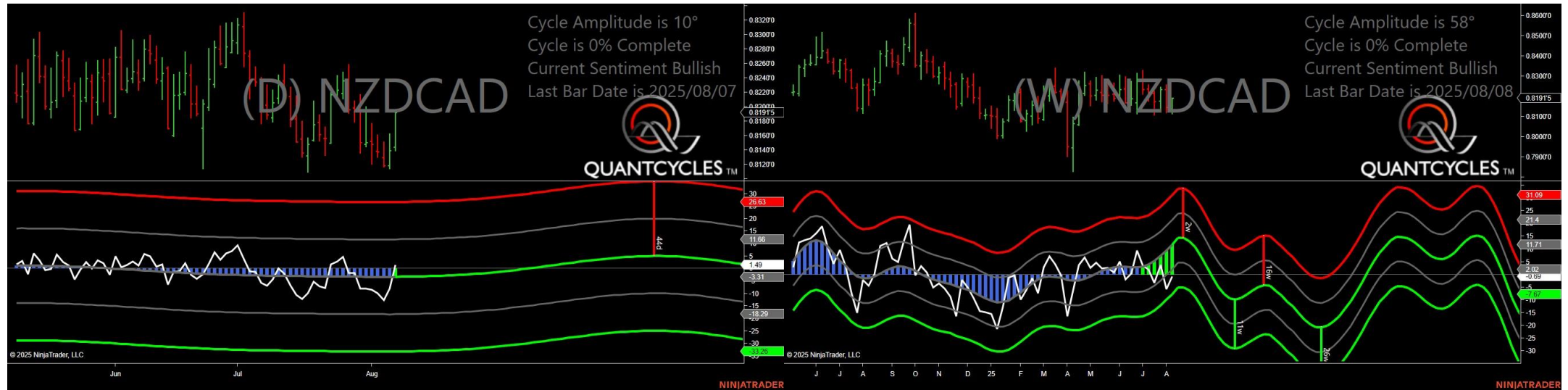
- Amplitude is 43° - Strong
- Direction Accuracy is 77.6%
- Market is at Support Extreme - Expect market consolidation Between \$2.25028 and \$2.24198

British Pound/Us Dollar - Analysis Chart



- Amplitude is 34° - Good
- Direction Accuracy is 76.7%
- Market is at Support Extreme - Expect market consolidation Between \$1.33493 and \$1.33453

New Zealand Dollar/Canadian Dollar - Analysis Chart



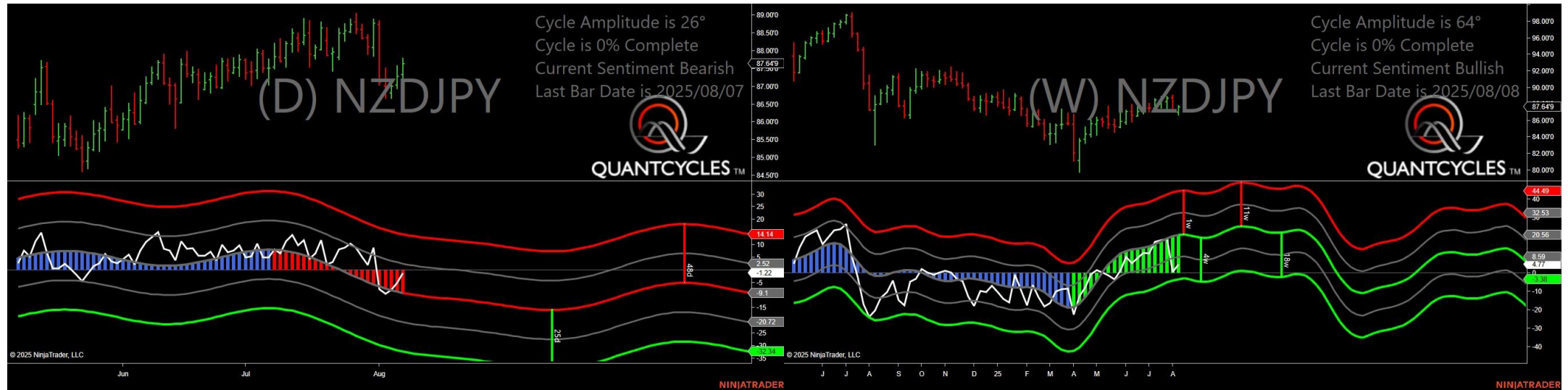
- Amplitude is 10° - Weak
- Direction Accuracy is 52.4%
- Market is at Support Extreme - Expect market consolidation Between \$0.8144 and \$0.81389

New Zealand Dollar/Swiss Franc - Analysis Chart



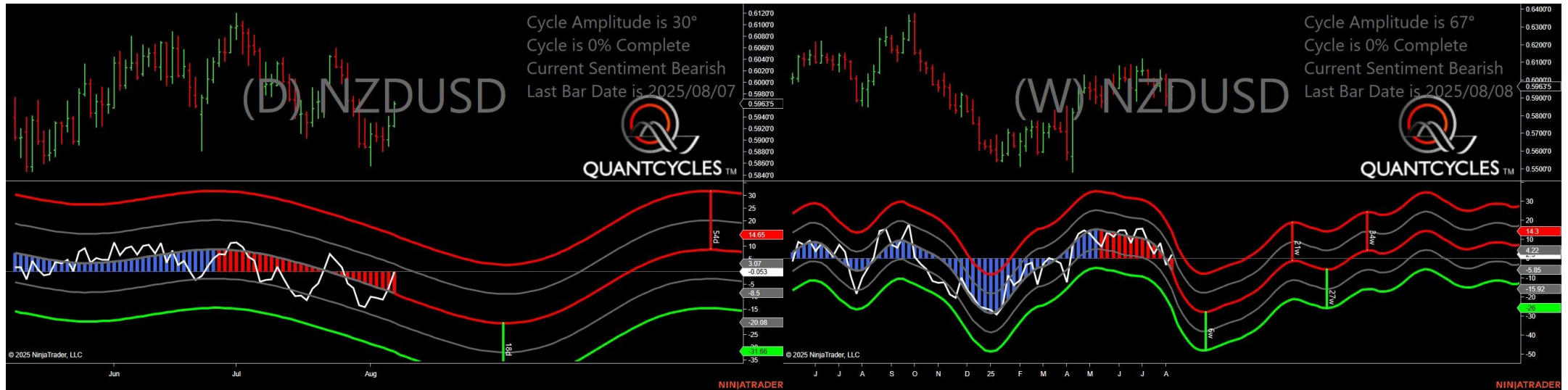
- Amplitude is 25° - Good
- Direction Accuracy is 77.4%
- Market is at Support Extreme - Expect market consolidation Between \$0.47763 and \$0.47751

New Zealand Dollar/Japanese Yenese - Analysis Chart



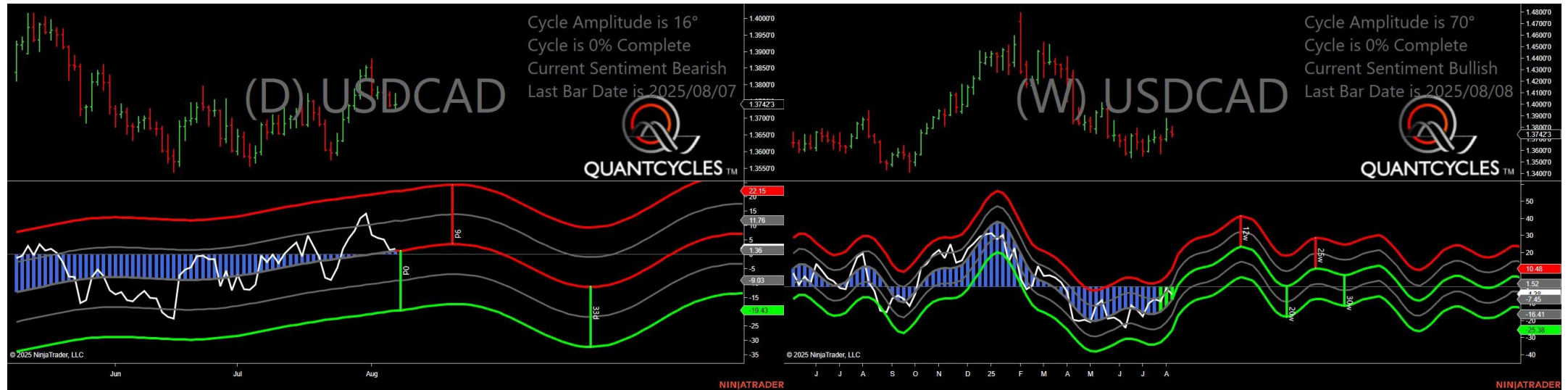
- Amplitude is 26° - Good
- Direction Accuracy is 82.6%
- Market is at Resistance Extreme - Expect market consolidation Between \$87.793 and \$87.649

New Zealand Dollar/Us Dollar - Analysis Chart



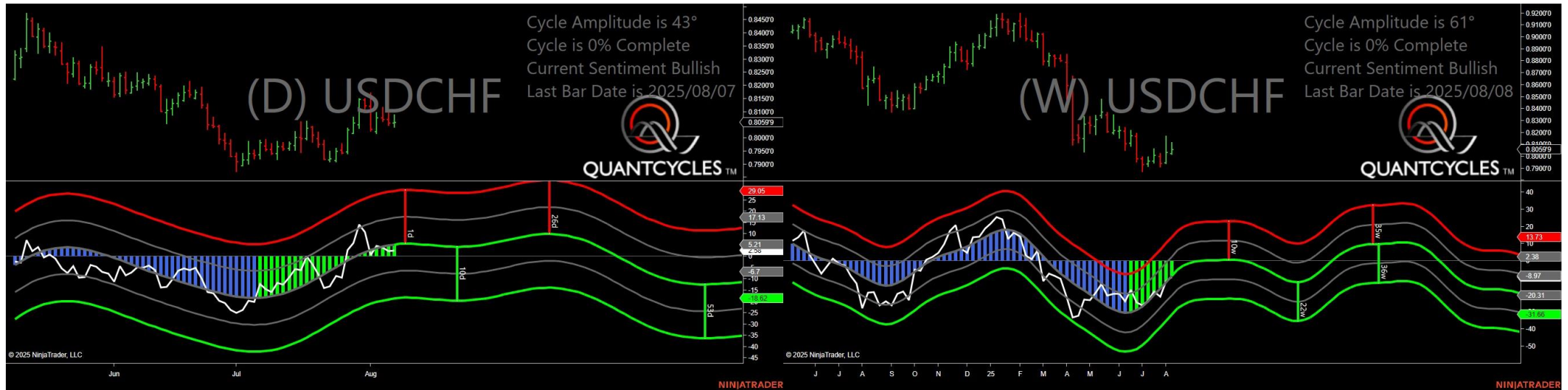
- Amplitude is 30° - Good
- Direction Accuracy is 75.3%
- Market is at Resistance Extreme - Expect market consolidation Between \$0.59672 and \$0.59635

Us Dollar /Canadian Dollar - Analysis Chart



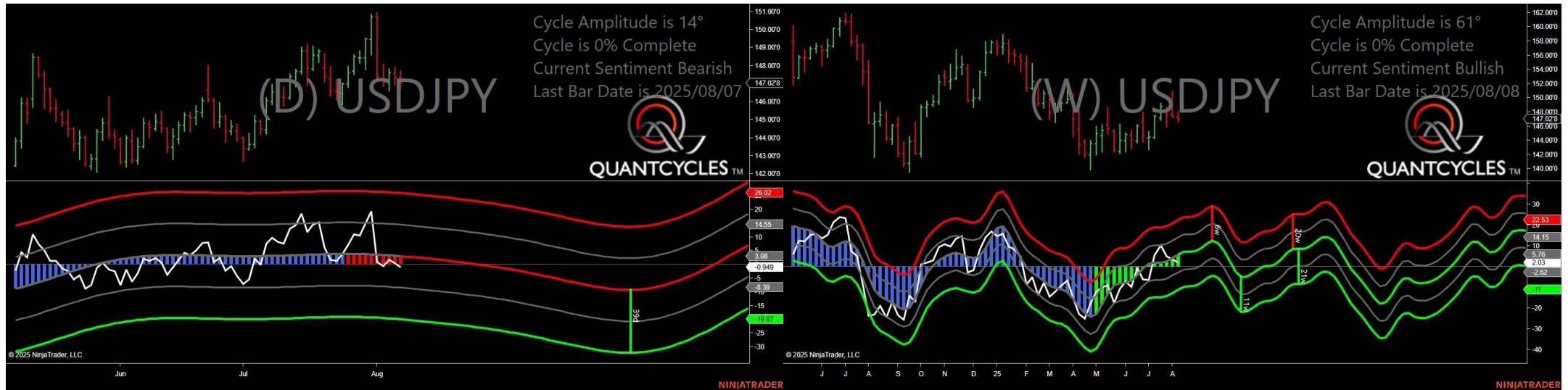
- Amplitude is 16° - Weak
- Direction Accuracy is 60.7%
- Market is at Resistance Extreme - Expect market consolidation Between \$1.37737 and \$1.37423

Us Dollar /Swiss Franc - Analysis Chart



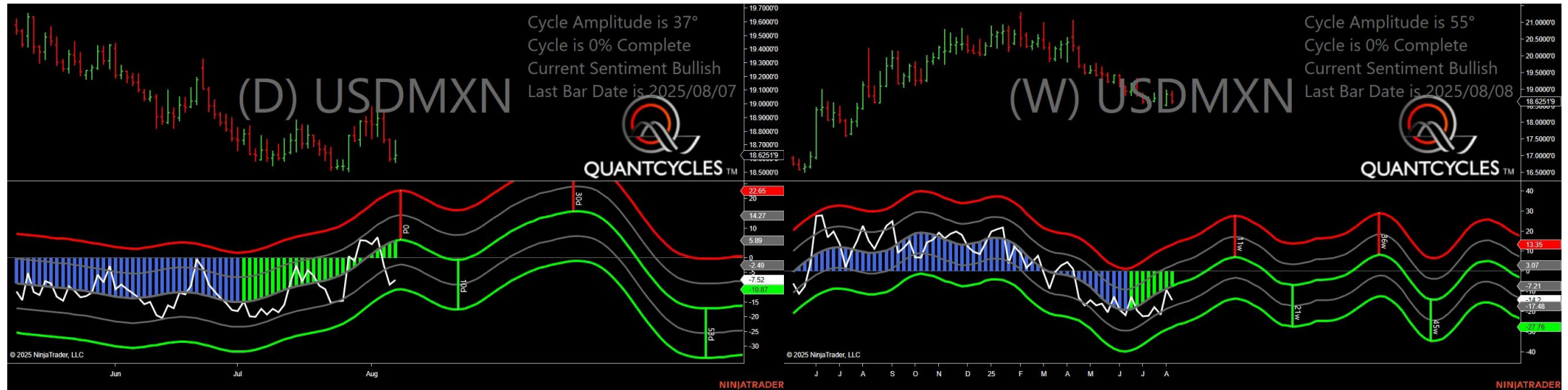
- Amplitude is 43° - Strong
- Direction Accuracy is 85.1%
- Market is at Support Extreme - Expect market consolidation Between \$0.80575 and \$0.80425

Us Dollar /Japanese Yen - Analysis Chart



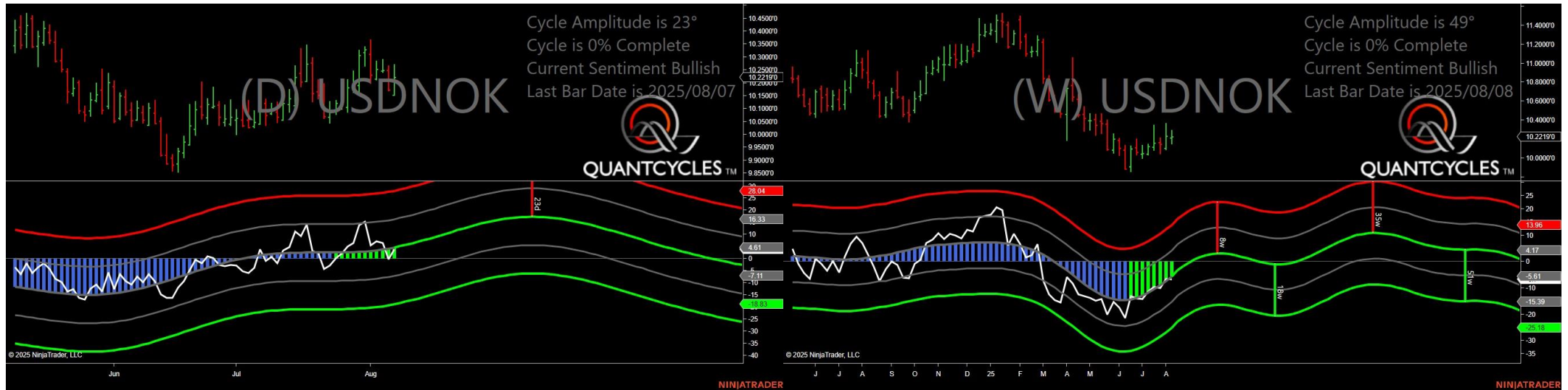
- Amplitude is 14° - Weak
- Direction Accuracy is 92.8%
- Market is at Resistance Extreme - Expect market consolidation Between \$147.711 and \$147.344

Us Dollar /Mexican - Analysis Chart



- Amplitude is 37° - Good
- Direction Accuracy is 73.3%
- Market is at Support Extreme - Expect market consolidation Between \$18.6014 and \$18.57538

Us Dollar /Norwegian Krone - Analysis Chart



- Amplitude is 23° - Good
- Direction Accuracy is 78.7%
- Market is at Support Extreme - Expect market consolidation Between \$10.15103 and \$10.15103

Us Dollar/South Africa Rand - Analysis Chart



- Amplitude is 34° - Good
- Direction Accuracy is 62.5%
- Market is at Resistance Extreme - Expect market consolidation Between \$17.80479 and \$17.726